



—  OF CANADA  —

A Tradition of Quality
SINCE 1997



OLDHICKORYBUILDINGS.CA

FACEBOOK.COM/OLDHICKORYBUILDINGS | INSTAGRAM.COM/OLDHICKORYBUILDINGS

A TRADITION



OF QUALITY

Using the old fashioned, country tradition of barn building, our factories use the same time-honored construction techniques and respect for quality handed down from generation to generation within the many Amish and Mennonite communities across Canada.

With over 100 locations in Canada, a huge variety of buildings and options to choose from, you're sure to get the building you need. Old Hickory Buildings of Canada is a Canadian company and our products are proudly built in Canada by Canadian craftsmen.

The kind of quality, care and attention to detail that we put into each and every building is how we became leaders in our industry. At Old Hickory Buildings of Canada, our goal is to provide our customers with dependable storage solutions and a quality buying experience.

**IT'S NOT JUST ANY OLD BUILDING...IT'S AN
OLD HICKORY BUILDING**




—  OF CANADA  —

OLDHICKORYBUILDINGS.CA

The Difference is in the Details.

Old Hickory prides itself on exceeding our customers' expectations. From the first interaction with one of our local independent dealers through delivery and installation, we'll work hard to earn your trust. The kind of quality, care and attention to details that we put into each and every one of our barns is how we became leaders in our industry.



Engineer Certified buildings are certified for Ground Snow Load and Wind Load as defined by local requirements (once customer supplied anchors are installed). A standard set of engineered plans are available for a fee after purchase of a building. We employ a full-time engineer for quick turnaround for custom sites or builds. See page 22, visit our website or consult your local dealer for more details.

4x6" TREATED & NOTCHED SKIDS

Our 4in x 6in pressure treated skids are notched at 12in and 16in on centre to ensure consistent floor joist spacing. Pressure treated skids resist rot. Recessing and toenailing the joists into the notched skids locks them into place and ensures the shed can be loaded, unloaded and moved repeatedly, without any warping.



DIAMOND-PLATE DOOR THRESHOLD

The diamond-plate door threshold cap creates a solid step that can handle constant abuse from foot traffic and equipment wheels. It prevents wear and tear on the exposed edges of the floor decking at the entrance of the shed...ensuring years of use without cracking, splintering or delaminating.



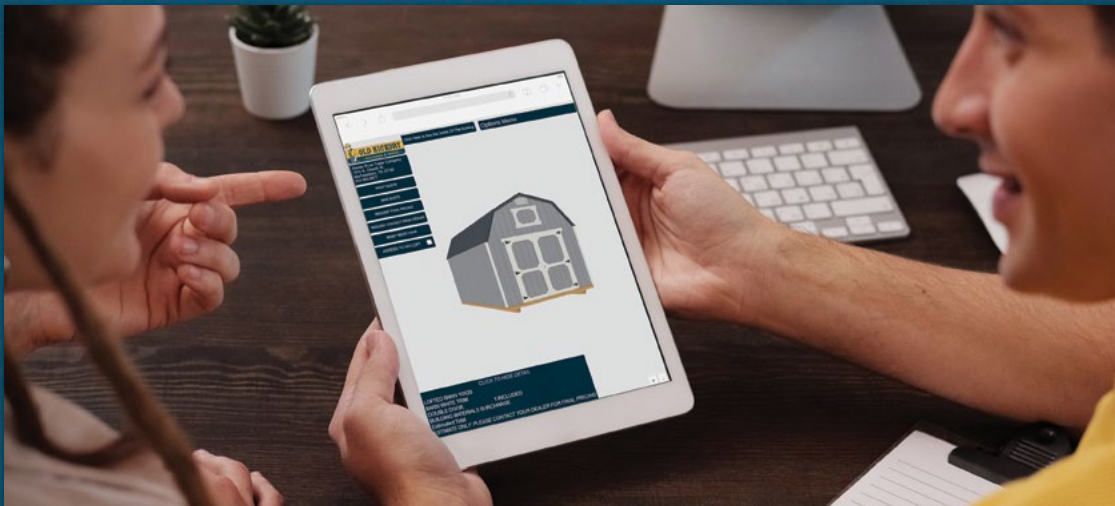
FAST & EASY DELIVERY

Our experienced delivery drivers provide a hassle-free, efficient delivery experience. There is no site preparation necessary as long as your site is no more than 3ft out of level, in any direction. Our free delivery and set up must be within 50 kilometers of the sales lot and includes leveling up to 3 feet with customer supplied concrete blocks and driver supplied pressure treated shims. Over 50 kilometers additional charges apply. Leveling blocks can be purchased from the driver, if needed. See page 21 for details.

METAL OR SHINGLE ROOF (SAME PRICE)

Give your shed & backyard landscape an upgraded look with our 29-gauge metal roof, available in a wide array of colors and backed by a 30-year limited warranty.

OR...match your home's roof for looks or for HOA compliance using our 30-year rated residential grade architectural shingles, available in the most commonly-used colors.



USER FRIENDLY 3D SHED BUILDER

Our proprietary online 3D shed configurator is fully loaded with all of our design options and works smoothly on mobile devices and desktops. Because we built our own system, you can be sure the building you design is the building you'll get. Compared to the generic systems shared by other brands, we keep ours fully updated so that it shows the detail of exactly what is being designed, ordered and built.

Select A Standard Building Style

LOFTED BARN



With up to 8ft of loft included in the price, the Lofted Barn is ideal for customers needing to maximize their available storage space. The gambrel (barn-style) roof provides a traditional appearance and increases the total loft space. Add a package from pages 7-8 to your Lofted Barn to suit your specific needs.



10ft x 20ft Lofted Barn
Black Metal Roof
Gray Shadow Paint and
Barn White Trim Paint on
LP Smart Panel Siding
Shown with extra options:
two 10" x 29" windows in
Double Barn Doors, one 2ft x
3ft Window & a Loft Window.

KEY FEATURES

- Iconic barn-style roof
- 6ft 3in standard inside wall height
- 7ft (81in inside) available
- Up to 8ft of loft included FREE (No price credit for subtracting loft)
- 8ft wide buildings come with a single barn door
- 10ft and wider come with double barn doors (excluding packages)



FRAMING SPECS VARY BY LOCAL BUILDING REQUIREMENTS



MAHOGANY URETHANE & NAVAJO TRIM PAINT ON SMART PANEL SIDING

SIDE LOFTED BARN



T1-11 PRESSURE TREATED SIDING
Shown with extra options including two 2ft x 3ft windows.

Refer to the Standard Buildings table in the Price Guide to see available sizes.

Scan the QR code or visit oldhickorybuildings.ca/priceguide to view the Price Guide online.



UTILITY SHEDS

The gable style roof of the Utility Shed provides the option for increased wall height, making it feel more spacious on the inside and leaving room on the walls for taller storage shelves, long garden tools, or ladders. Add a package from pages 7-8 to your Utility Shed to suit your specific needs.



10ft x 14ft Utility Shed
Brown Metal Roof
Navajo Paint and Barn White Trim Paint on LP Smart Panel Siding
Shown with extra options: one 2ft x 3ft Window with Shutter Trim, two 10" x 29" windows in Double Barn Doors and 8ft Tall Walls

KEY FEATURES

- 6ft 3in standard inside wall height
- 7ft (81in inside) or 8ft (92in inside) available
- 8ft wide buildings come with a single barn door
- 10ft and wider come with double barn doors (excluding packages)

SIDE UTILITY SHED



T1-11 PRESSURE TREATED SIDING
Shown with extra options including two 2ft x 3ft windows.



MAHOGANY URETHANE & BARN WHITE TRIM PAINT ON SMART PANEL SIDING



FRAMING SPECS VARY BY LOCAL BUILDING REQUIREMENTS

Pick An Add-On Package

Whether you're looking for simple home storage, a space for lawn equipment, or if you plan to transform your building into a hobby shop or a recreational space... we've got solutions. Refer to the Add-On Packages table in the Price Guide.

PLAYHOUSE

The playhouse package is an easy add-on if you're looking to give your barn or shed some country style and a place to sit in the shade.

Included:

- 9 lite window walk-in door
- 4ft porch
(included in total building length)
- Two porch support posts
- Three 2ft x 3ft single-pane windows
- Utility style Playhouse has 8ft walls



BEIGE PAINT & BARN WHITE TRIM PAINT
ON LP SMART PANEL SIDING



BROWN PAINT & BARN WHITE TRIM PAINT
ON LP SMART PANEL SIDING

SIDE PORCH

With similar features, the Side Porch package is a great alternative to the Playhouse if you're planning to orient the building sideways.

Included:

- 9 lite window walk-in door
- 4ft depth porch with railing on short side
(porch included in total building length)
- One porch support post
- Two 2ft x 3ft single-pane windows
- Double Barn Doors
- Utility style Side Porch has 8ft walls



T1-11 PRESSURE TREATED SIDING



MAHOGANY URETHANE & BARN WHITE TRIM PAINT
ON LP SMART PANEL SIDING

GARAGE

A rollup garage door can be the ideal add-on for easy-access storage. Recessed diamond plate door threshold helps prevent water from getting into the building during normal precipitation.

Included:

- Garage Door (8ft or 9ft - see price guide)
- Solid walk-in house door
- One 2ft x 3ft single-pane window
- 12in on center floor joists for heavier loads
- Utility style Garage package has 8ft walls



SCARLET RED PAINT & BARN WHITE TRIM
PAINT ON LP SMART PANEL SIDING



T1-11 PRESSURE TREATED SIDING

Refer to the Add-On Packages in the Price Guide to see options and prices.

Scan the QR code or visit oldhickorybuildings.ca/priceguide to view the Price Guide online.



PINNACLE RED PAINT & BARN WHITE TRIM PAINT ON LP SMART PANEL SIDING

T1-11 PRESSURE TREATED SIDING

DELUXE PLAYHOUSE

The Deluxe Playhouse is the ultimate package for creating an outdoor recreational space, DIY studio or home office.

Included:

- 9 lite window walk-in door
- Bay style windows with wrap around porch (total length of building includes 4ft of porch)
- Porch railing in 3 sections (approx. 4ft each)
- Four porch support posts
- Five 2ft x 3ft single-pane windows
- Utility style Deluxe Playhouse has 8ft walls

Notes: Minimum size is 12ft x 24ft



GAP GRAY PAINT, NAVAJO TRIM PAINT & DRIFTWOOD URETHANE ON SHUTTERS & DOORS ON LP SMART PANEL SIDING

SHED DORMER

The Shed Dormer adds substantial daylight into your shed, making the inside feel larger and giving the outside a quaint appearance.

Included:

- Comes standard with a 7/12 pitch roof
- Includes: Three 10in x 29in horizontal windows
- Treated buildings have 81in inside walls
- Painted/Urethane buildings have 82.5in inside walls

Notes: Only available on 8ft, 10ft & 12ft widths and only for inside wall heights listed above. More than one dormer can be added to a building if size permits.

Shed Dormer shown with extra options including two 2ft x 3ft windows with shutter trim and Double Barn Doors with windows.



BARN WHITE PAINT & GAP GRAY TRIM PAINT ON LP SMART PANEL SIDING

GABLE DORMER

The Gable Dormer provides an architectural detail that transforms your storage space into an attractive landscape feature.

Included:

- One 18in octagonal window
- Treated buildings have 92in inside walls
- Painted / Urethane buildings have 93.5in inside walls

Notes: More than one dormer can be added to a building if size permits.

Gable Dormer shown with extra options including two 3ft x 3ft windows with shutter trim, one 2ft x 3ft window with shutter trim and Double Barn Doors with windows.

Or Choose A Specialty Building...

STUDIO SHEDS

With a lean-to roof style, the Studio Shed can be placed with its back against a tree line or a property boundary as a way to integrate the structure in the landscape. The high front can include horizontal windows to let in natural light.

ENGINEER
certified

10ft x 10ft Studio Shed
Black Metal Roof
Gray Shadow Paint with
Barn White Trim Paint on
LP Smart Panel Siding
Shown with extra options:
(2) 10" x 29" windows in
Double Barn Doors



KEY FEATURES

- Single slope roof style
- Rear Wall Height: 75in – 76.5in (depending on siding chosen)
- Front Wall Height: Minimum 100in (increases with shed width)
- Roof Pitch: 3/12



FRAMING SPECS VARY BY LOCAL BUILDING REQUIREMENTS



MAHOGANY URETHANE & NAVAJO TRIM PAINT ON SMART PANEL SIDING



GAP GRAY PAINT & BARN WHITE TRIM PAINT ON SMART PANEL SIDING

Shown with extra options including two 2ft x 3ft windows, three 10in x 35in windows and one house-style door with 9 lite window.

Refer to the Specialty Buildings table in the Price Guide to see available sizes.
Not available with Add-on Packages from Pages 7-8.

Scan the QR code or visit
oldhickorybuildings.ca/priceguide
to view the Price Guide online.



BARN NON-LOFTED

If you need just a little extra outdoor storage space for some gardening tools, some lawn equipment or other odds and ends, then the Non-lofted Barn might be the right choice. It's plenty tall enough for the average adult.



10ft x 12ft Barn (Non-lofted)
Hunter Green Metal Roof
T1-11 Pressure Treated Siding

KEY FEATURES


- Iconic barn appearance
 - 4ft side wall height
- 8ft wide buildings come with a single barn door
- 10ft and wider come with double barn doors



T1-11 PRESSURE TREATED SIDING



RUSTIC RED PAINT & BARN WHITE TRIM
PAINT ON LP SMART PANEL SIDING



FRAMING SPECS VARY BY LOCAL
BUILDING REQUIREMENTS

Idea Gallery



**UTILITY SIDE PORCH PACKAGE / BURNISHED SLATE METAL ROOF
GAP GRAY PAINT & BARN WHITE TRIM PAINT
ON LP SMART PANEL SIDING**



**SHED DORMER PACKAGE / BUILD ON SITE
BLACK SHINGLE ROOF / UNPAINTED LP SMART PANEL SIDING**
Shown with extra options including two 2ft x 3ft Windows with Shutter Trim,
Double & Single Barn Doors with Windows & 6in Front & Back Overhang.



**UTILITY SHED / BLACK METAL ROOF
BARN WHITE PAINT ON LP SMART PANEL SIDING**
Shown with extra options including two 2ft x 3ft Windows,
& Double Barn Doors with Windows.



**LOFTED GARAGE PACKAGE / BURNISHED SLATE METAL ROOF
BEIGE PAINT & CLAY TRIM PAINT ON LP SMART PANEL SIDING**
Shown with extra options including Double Barn Doors with windows, 9 Lite House-style Door,
two 2ft x 3ft Windows with Shutter Trim & Loft Window with Shutter Trim.



**SIDE UTILITY SHED / BLACK METAL ROOF
GAP GRAY PAINT & BARN WHITE TRIM PAINT ON LP SMART PANEL SIDING**
Shows customer supplied shutters.



**DELUXE LOFTED PLAYHOUSE PACKAGE
RUSTIC RED METAL ROOF
T1-11 PRESSURE TREATED SIDING**



**LOFTED PLAYHOUSE PACKAGE / BURNISHED SLATE METAL ROOF
BARN WHITE PAINT ON LP SMART PANEL SIDING**
Shown with extra options including two 3ft x 3ft Windows.



**SHED DORMER PACKAGE / BURNISHED SLATE METAL ROOF
MAHOGANY URETHANE & BROWN TRIM PAINT ON LP SMART PANEL SIDING**
Shown with extra options including two 2ft x 3ft Windows with Shutter Trim & Double Barn Doors with Windows.



**LOFTED BARN / CHARCOAL METAL ROOF
BARN WHITE PAINT & BLACK TRIM PAINT ON LP SMART PANEL SIDING**
Shown with extra options including one extra Double Barn Door & one 3ft x 3ft Window.



**SIDE LOFTED BARN / BLACK METAL ROOF
GRAY SHADOW PAINT & BARN WHITE TRIM PAINT ON LP SMART PANEL SIDING**
Shown with extra options including two 2ft x 3ft Windows.



**DELUXE LOFTED PLAYHOUSE PACKAGE
RUSTIC RED METAL ROOF
T1-11 PRESSURE TREATED SIDING**

Animal Shelters & Wood Drying Sheds

ANIMAL SHELTERS

Our Animal Shelters have a 4x6 pressure treated perimeter base to make it deliverable by our drivers yet resist rotting from ground moisture. It's possible to add stalls, separators and even a tack room depending on the size.



12ft x 40ft Animal Shelter
Hunter Green Metal Roof
T1-11 Pressure Treated Siding
Shown with additional stalls

KEY FEATURES

- 4in x 6in Pressure Treated perimeter base
- 1 1/4in Pressure Treated Kick Boards approximately 4ft high, spaced 1.5in apart
- Standard stall opening is 8ft wide
- One stall is standard per 12ft of length (10ft x 12ft = 1 stall, 10ft x 20ft = 1 stall, 10ft x 24ft = 2 stalls). Tack room is not included
- Additional stalls (includes opening and divider) can be added for an additional cost (optional) See Price Guide
- Buildings will be set directly on ground with no blocking. Ground must be suitable for application prior to delivery

TACK ROOM

- Tack rooms require a minimum of 4ft added to the 12ft of length needed per stall (E.g. 1-stall plus a 4ft wide tack room requires a minimum of 16ft total length)
- Tack Room starts on an outside end wall. Additional cost to start on an inside divider wall. See Price Guide
- Tongue and Groove, Engineered Panels flooring.
- OSB divider wall between tack room and stall
- 3ft Wooden Barn Door on all tack rooms
- Upgrade to 4ft Wooden Barn Door. See Price Guide



Interior Tack Room shown with extra options including 2ft x 3ft window and extra Single Barn Door

Refer to the Animal Shelter & Wood Drying Shed tables in the Price Guide to see available sizes.

Scan the QR code or visit oldhickorybuildings.ca/priceguide to view the Price Guide online.



WOOD DRYING SHEDS

The unique design will keep the rain off while allowing air to flow through the shed.

10ft x 10ft
Wood Drying Shed
Silver Metal Roof
Shown with upgraded
Utility Style roof

KEY FEATURES

- Pressure Treated 2ft x 4ft construction
- 5/4in x 6in Decking Boards



Shown with Single Slope roof. Upgrade to Utility Style roof for an additional charge. See Price Guide.



Shown with upgraded Utility Style Roof

Metal Colors

Same price for Standard Metal or Shingle Roof. See Price Guide for Special Order Metal.

STANDARD METAL

RUSTIC RED

CHARCOAL

BLACK

BURNISHED SLATE

HUNTER GREEN

SILVER

SPECIAL ORDER METAL

Adds one week to the lead-time and has a slight upcharge

BRILLIANT WHITE

ALAMO WHITE

ASH GRAY

LIGHT STONE

TAN

TAUPE

PEWTER GRAY

BROWN

BRITE RED

BURGUNDY

GALLERY BLUE

OCEAN BLUE

Metal color availability and color names vary by region. Please consult your dealer for options in your area.

METAL ADVANTAGES

- 29 Gauge high quality metal
- **30 YEAR LIMITED WARRANTY** | All metal roofing comes with a 30 year limited warranty against rust through
- Provides your building with an upscale architectural appearance
- Metal is 100% recyclable & virtually worry-free

SHINGLE ADVANTAGES

- Residential grade architectural shingles
- 30 year limited warranty
- Match your home or existing building(s)

SHINGLE ROOF

WEATHERED WOOD

DARK BROWN

BLACK

EVERGREEN

*Actual colors may vary from those displayed in brochure. See dealer for actual color swatch. OHB is not responsible for colors not matching the brochure.

Paint & Urethane Colors

One Standard Paint Color included in price. See Price Guide for Urethane or Custom Colors.

STANDARD PAINT

BARN WHITE

NAVAJO

BEIGE

CLAY

BUCKSKIN

BROWN

GRAY SHADOW

GAP GRAY

BLACK

EVERGREEN

PINNACLE RED

SCARLET RED

Standard paints are Sherwin Williams® DuraCraft™. Custom colors must use Sherwin Williams® DuraCraft™ base.



SCARLET RED PAINT & BARN WHITE TRIM PAINT ON LP SMART PANEL SIDING



GAP GRAY PAINT & BARN WHITE TRIM PAINT ON LP SMART PANEL SIDING

URETHANE STAIN COLORS

MAHOGANY

HONEY GOLD

CHESTNUT BROWN

DARK EBONY

DRIFTWOOD



CHESTNUT BROWN URETHANE ON LP SMART PANEL SIDING



HONEY GOLD URETHANE ON LP SMART PANEL SIDING

*Actual colors may vary from those displayed in brochure. See dealer for actual color swatch. OHB is not responsible for colors not matching the brochure.

Siding Options



5/8" T1-11 PRESSURE TREATED

- 24in ON CENTRE STUDS / 24in ON CENTRE TRUSSES (66% thicker siding easily spans 24in on centre stud spacing)
- Double studded at siding seams to resist treated wood's tendency to shrink, same number of studs as 16in on centre
- All PRESSURE TREATED wood features a LIMITED LIFETIME WARRANTY against termites and fungal decay
- Tried and true PREMIUM grade REAL PLYWOOD SIDING
- 5/8in thick, 66% THICKER than many competing siding products
- Available Coatings: Water Sealer (only)



3/8" LP SMART PANEL

- 16in ON CENTRE STUDS / 24in ON CENTRE TRUSSES / DOUBLE TOP STUD PLATE
- SMARTGUARD TREATMENT makes this engineered wood product WATER RESISTANT
- SMARTGUARD ZINC BORATE TREATMENT provides fungal decay, termite and impact RESISTANCE
- Comes with a 50 YEAR LIMITED WARRANTY from the manufacturer
- Available Coatings: Paint & Urethane (only)



LOFTED SIDE PORCH PACKAGE / BURNISHED SLATE METAL ROOF
T1-11 PRESSURE TREATED SIDING



UTILITY SHED / CHARCOAL METAL ROOF
NAVAJO PAINT & BARN WHITE TRIM PAINT ON LP SMART PANEL SIDING
Shown with extra options including two 3ft x 3ft Windows

Flooring Options

Scan the QR code or visit oldhickorybuildings.ca/priceguide to view the Price Guide online.



5/8" ENGINEERED TONGUE & GROOVE

- 5/8in Tongue and Groove, Engineered Panels
- Exceptional strength & stiffness for a flatter, more stable floor
- Free of knots and patches with a thermally fused face
- Advanced resins are moisture resistant
- Choose this if you want a seamless floor with a virtually flawless appearance



UPGRADE:

3/4in Tongue and Groove, Engineered Panels (See Price Guide)

Standard floor designed for 300 lbs. POINT LOAD spread evenly over an area no less than 5 inches by 5 inches. Additional options are available. See dealer/website for more heavy duty options.

Floor Joist Options

- 16in on centre pressure treated floor joists - standard
- 12in on centre pressure treated floor joists - *optional* (standard on garages)
- 2x4 Pressure treated floor joists - standard
- 2x6 Pressure treated floor joists - *optional* (standard on 14ft wide and above)



**SIDE LOFTED BARN / BLACK SHINGLE ROOF
SCARLET RED PAINT & BARN WHITE TRIM PAINT ON LP SMART PANEL SIDING**



**UTILITY GARAGE PACKAGE / PEWTER GRAY METAL ROOF
MAHOGANY URETHANE ON LP SMART PANEL SIDING**

Options & Add-Ons

See Options & Add-Ons Table in Price Guide

WINDOWS



18" OCTAGONAL

W1



12" x 18" FOR LOFT

W2



2' x 3' SINGLE / DOUBLE PANE

W3S / W3D



3' x 3' SINGLE / DOUBLE PANE

W4S / W4D



SHUTTER TRIM SHOWN ON 2'x3'

W5



10" x 35"

W6



10" x 29"

W7

Double Pane Windows are Vinyl, Argon filled & Energy Star rated

DOORS




3' SINGLE BARN

D1




3' SINGLE BARN WITH WINDOW

D2




4' SINGLE BARN

D3



4' SINGLE BARN WITH WINDOW

D4



DOUBLE BARN

D5



DOUBLE BARN WITH WINDOWS

D6



HOUSE STYLE NO WINDOW

D7



HOUSE STYLE WITH 9 LITE WINDOW

D8



OPENING LOFT DOOR

D9



9' x 7' GARAGE

D10



8' x 7' GARAGE

D11

PROTECTIVE BARRIERS



HOUSE WRAP VAPOR BARRIER | P1



TAR PAPER | P2

See Price Guide for all available protective barrier and insulation options.



Scan the QR code or visit oldhickorybuildings.ca/priceguide to view the Price Guide online.

UTILITY SHED WALL HEIGHT



6'3" WALLS



7' WALLS | H1 (UTILITIES ONLY)




8' WALLS | H2 (UTILITIES ONLY)

Walls taller than 6ft 3in on Lofted Sheds or taller than 8ft on Utility sheds requires build on site.

INTERIOR ADD-ONS



WORKBENCH | I1



SHELVES | I2



LOFT | I3

EXTERIOR ADD-ONS



EXTRA PORCH POST | E1 & PORCH RAILING | E2




6" FRONT & BACK OVERHANG | E3 & 7/12 PITCH | E4

FRAMING OPTIONS



16" ON CENTER TRUSSES (PAINTED ONLY) | F1
16" on center studs are standard



16" ON CENTER STUDS & TRUSSES (TREATED ONLY) | F2

FREE DELIVERY & EASY SETUP WITHIN 50 KILOMETERS

We will provide you with a quick and efficient delivery experience.
Delivery site must be accessible with a truck and trailer.



NO SITE PREPARATION NECESSARY if site is accessible with truck and trailer and site is **NO MORE THAN 3 FEET OUT OF LEVEL**. **FREE SETUP** includes leveling with customer supplied concrete blocks and driver supplied pressure treated shims. Drivers can supply concrete blocks for a small fee. See Price Guide for details. **FIRST 50 KILOMETERS FREE**. Over 50 kilometers subject to additional charge.


PLEASE CONSULT YOUR LOCAL DEALER FOR THE MOST UP-TO-DATE DELIVERY LEAD TIMES

NOTE: Non-standard metal colors on any building will add to the lead time. Peak season and poor weather conditions can also add extra days on to delivery times. Lead times vary by location and non-standard colors are not available in all areas.

BUILD ON SITE

LEAD TIMES VARY BY LOCATION. NOT AVAILABLE IN ALL AREAS

Old Hickory Buildings of Canada offers a build-on-site program for those situations where delivery is not an option or a customer wants a customized solution. See your dealer for more information. Old Hickory Buildings of Canada cannot paint, urethane or water seal on-site buildings. Paint/Urethane/Water Sealer not included in price.



Old Hickory Buildings of Canada, ULC and its associates are not responsible for permits, snow/wind load requirements, covenant searches, restrictions, setbacks, yard damage, or underground damage. In very rare cases, underground footers may be required by local building codes. Old Hickory Buildings of Canada does not offer digging or footer services and these are not included in free set up, however we can work with customer or contractor when required for an additional cost. Please contact your local Building Inspector and/or Homeowner's Association for information on requirements and restrictions. It is the customer's responsibility to decide if ground conditions are unsuitable for delivery. Old Hickory has the right to refuse any sale prior to the time when it is accepted and approved by Old Hickory's corporate office and the building is set up at customer's location



Our low monthly rental rates are comparable to mini-warehousing rates. Our no strings attached plan allows you to have your own storage facility at your home or business, when and where you need it.

NO STRINGS ATTACHED

The rental agreement is on a month to month basis, meaning you have the flexibility to turn in the building at any time for any reason. **SEE DEALER FOR DETAILS.**

EARLY PAYOFF

Payoff anytime with no penalty. There is also a discount off the rental balance for those who pay off early. You will not own the building until you make all payments necessary to acquire ownership or you exercise the early payoff option.

90 DAYS SAME AS CASH

If you decide to pay off the building within 90 days, we'll waive the entire cost of lease services.



Engineer Certified buildings are certified for Ground Snow Load and Wind Load as defined by local requirements (once customer supplied anchors are installed). A standard set of engineered plans are available for a fee after purchase of a building. We employ a full-time engineer for quick turnaround for custom sites or builds. Visit our website or consult your local dealer for more details.

Price does not include anchors. Additional options are available – see dealer/website for more details. Extra charges apply for custom plans, calculations or elevations. Designed to meet local standards, not guaranteed for every local jurisdiction. Our buildings are classified as Minor Storage Facilities (Occupancy Category 1) and not intended for any other use. Economy style Buildings are not certified as a standard. These can be built as certified for an additional charge.

FIVE YEAR LIMITED WARRANTY

We offer you peace of mind – with a limited 5 year warranty backed by a company that has been in business since 1997, you can trust that Old Hickory will be there if you need them, and with our warranty written, there will be no surprises in the rare event of a claim. www.oldhickorybuildings.ca/five_year_warranty

LIMITED LIFETIME WARRANTY

Against termite damage and fungal decay on all pressure treated materials (from the pressure treating company). www.oldhickorybuildings.ca/lifetime_warranty

30 YEAR LIMITED WARRANTY ON METAL

All metal roofing comes with a 30 year limited warranty against rust through.

50 YEAR MANUFACTURER'S WARRANTY

For LP Smart Panel Siding. Follow the link provided for more information: www.lpcorp.com/media/1419/lp-smartside-warranty-english.pdf






BUILD — & — PRICE

VISIT OLDHICKORYBUILDINGS.CA
TO DESIGN & CUSTOMIZE
YOUR OWN BUILDING

Our proprietary online 3D shed configurator is fully loaded with all of our design options and works smoothly on mobile devices and desktops. Because we built our own system, you can be sure the building you design is the building you'll get. Compared to the generic systems shared by other brands, we keep ours fully updated so that it shows the detail of exactly what is being designed, ordered and built.



5.3.21
(OHC_AP-V001)

Old Hickory Buildings of Canada, ULC ©Copyright 2021 / All rights reserved.

Scan the QR code or visit
oldhickorybuildings.ca/priceguide
to view the Price Guide online.





PRICE GUIDE



Metal Colors

STANDARD METAL

Same price for Standard Metal or Shingle Roof.


RUSTIC RED	CHARCOAL	BLACK
BURNISHED SLATE	HUNTER GREEN	SILVER

SPECIAL ORDER METAL

Adds one week to the lead-time and has a slight upcharge

BRILLIANT WHITE	ALAMO WHITE	ASH GRAY
LIGHT STONE	TAN	TAUPE
PEWTER GRAY	BROWN	BRITE RED
BURGUNDY	GALLERY BLUE	OCEAN BLUE

Shingles



Paint & Urethane Colors

STANDARD PAINT

One Standard Paint Color included in price.

BARN WHITE	NAVAJO	BEIGE
CLAY	BUCKSKIN	BROWN
GRAY SHADOW	GAP GRAY	BLACK
EVERGREEN	PINNACLE RED	SCARLET RED

URETHANE STAIN COLORS

MAHOGANY	HONEY GOLD	CHESTNUT BROWN
DARK EBONY	DRIFTWOOD	

Metal color availability and color names vary by region. Please consult your dealer for options in your area. Actual colors may vary from those displayed in brochure. See dealer for actual color swatch. OHB is not responsible for colors not matching the brochure.





STANDARD BUILDINGS



LOFTED BARN

WALL HEIGHT IS 6' 3"
TREATED OR PAINTED ONE COLOR



UTILITY SHEDS

PRICE IS FOR 6' 3" WALLS (7/8' AVAIL)
TREATED OR PAINTED ONE COLOR

SIZE	CASH PRICE*	RENT TO OWN (36 MO)	RENT TO OWN (60 MO)**
8x10	\$4,975	\$230 ³²	\$184 ²⁶
8x12	\$5,195	\$240 ⁵¹	\$192 ⁴¹
8x16	\$6,075	\$281 ²⁵	\$225 ⁰⁰
10x10	\$5,795	\$268 ²⁹	\$214 ⁶³
10x12	\$6,425	\$297 ⁴⁵	\$237 ⁹⁶
10x14	\$6,895	\$319 ²¹	\$255 ³⁷
10x16	\$7,175	\$332 ¹⁸	\$265 ⁷⁴
10x20	\$8,945	\$414 ¹²	\$331 ³⁰
12x16	\$9,175	\$424 ⁷⁷	\$339 ⁸¹
12x20	\$10,595	\$490 ⁵¹	\$392 ⁴¹
12x24	\$12,375	\$572 ⁹²	\$458 ³³
12x28	\$14,145	\$654 ⁸⁶	\$523 ⁸⁹
12x30	\$14,825	\$686 ⁹⁴	\$549 ⁰⁷
12x32	\$15,575	\$721 ⁰⁶	\$576 ⁸⁵
12x36	\$16,575	\$767 ³⁶	\$613 ⁸⁹
12x40	\$17,625	\$815 ⁹⁷	\$652 ⁷⁸
14x24	\$15,945	\$738 ¹⁹	\$590 ⁵⁶
14x28	\$17,975	\$832 ¹⁸	\$665 ⁷⁴
14x32	\$20,375	\$943 ²⁹	\$754 ⁶³
14x36	\$22,025	\$1,019 ⁶⁸	\$815 ⁷⁴
14x40	\$23,375	\$1,082 ¹⁸	\$865 ⁷⁴
▶16x24	\$19,125	NA	NA
▶16x28	\$21,595	NA	NA
▶16x32	\$24,425	NA	NA
▶16x36	\$26,445	NA	NA
▶16x40	\$28,075	NA	NA

Up to 8ft of loft included in price. Additional charges apply if over 8ft. No discount for subtracting loft.
▶ 16ft wide buildings only available as build on site.

Choose a Standard Building Style & Size

Then choose an add-on package below
Your package price is added to the standard building price

SIZE	CASH PRICE*	RENT TO OWN (36 MO)	RENT TO OWN (60 MO)**
8x8	\$3,945	\$182 ⁶⁴	\$146 ¹¹
8x10	\$4,275	\$197 ⁹²	\$158 ³³
8x12	\$4,475	\$207 ¹⁸	\$165 ⁷⁴
8x16	\$5,925	\$274 ³¹	\$219 ⁴⁴
10x10	\$5,075	\$234 ⁹⁵	\$187 ⁹⁶
10x12	\$5,625	\$260 ⁴²	\$208 ³³
10x14	\$6,095	\$282 ¹⁸	\$225 ⁷⁴
10x16	\$6,395	\$296 ⁰⁶	\$236 ⁸⁵
10x20	\$8,045	\$372 ⁴⁵	\$297 ⁹⁶
12x16	\$8,225	\$380 ⁷⁹	\$304 ⁶³
12x20	\$9,575	\$443 ²⁹	\$354 ⁶³
12x24	\$10,895	\$504 ⁴⁰	\$403 ⁵²
12x28	\$12,475	\$577 ⁵⁵	\$462 ⁰⁴
12x30	\$13,275	\$614 ⁵⁸	\$491 ⁶⁷
12x32	\$13,675	\$633 ¹⁰	\$506 ⁴⁸
12x36	\$15,045	\$696 ⁵³	\$557 ²²
12x40	\$15,945	\$738 ¹⁹	\$590 ⁵⁶
14x24	\$14,625	\$677 ⁰⁸	\$541 ⁶⁷
14x28	\$16,475	\$762 ⁷³	\$610 ¹⁹
14x32	\$18,775	\$869 ²¹	\$695 ³⁷
14x36	\$20,795	\$962 ⁷³	\$770 ¹⁹
14x40	\$22,575	\$1,045 ¹⁴	\$836 ¹¹
▶16x24	\$17,525	NA	NA
▶16x28	\$19,775	NA	NA
▶16x32	\$22,495	NA	NA
▶16x36	\$24,975	NA	NA
▶16x40	\$26,975	NA	NA

▶ 16ft wide buildings only available as build on site.

ADD-ON PACKAGES



PLAYHOUSE



DELUXE PLAYHOUSE



9' GARAGE DOOR

8' GARAGE DOOR

GARAGE

Includes HOUSE-STYLE DOOR WITH 9 LITE WINDOW, 4' PORCH*, two PORCH POSTS, and three 2' x 3' SINGLE PANE WINDOWS. The Utility Style Playhouse package will include 8' WALLS. Package price does not include wooden barn doors. *Total length of building includes 4' PORCH.

\$1,415 Adds \$47.45 to 36 month rent
Adds \$37.96 to 60 month rent**

Building must include a porch to get package price.

Includes HOUSE-STYLE DOOR WITH 9 LITE WINDOW, PORCH, PORCH RAILING (Included porch railing is 3 sections that are approx. 4' each.), four PORCH POSTS, and five 2' x 3' SINGLE PANE WINDOWS. The Utility Style Deluxe Playhouse Package will also include 8' WALLS. Minimum size is 12' x 24'. Package price does not include wooden barn doors. *Total length of building includes 4' PORCH.

\$2,385 Adds \$79.86 to 36 month rent
Adds \$63.89 to 60 month rent**

Building must include a porch to get package price.

Includes GARAGE DOOR, HOUSE-STYLE DOOR WITH NO WINDOW, one 2' x 3' SINGLE PANE WINDOW and 12" ON CENTER FLOOR JOISTS. The Utility Style Garage Package will also include 8' WALLS. Package price does not include wooden barn doors. 10' wide buildings require two ADDITIONAL SKIDS. Occupancy class not intended for use as a 'Private Garage' as defined by IBC.

9' GARAGE DOOR \$1,580 Adds \$53.01 to 36 month rent
Adds \$42.41 to 60 month rent**
8' GARAGE DOOR \$1,565 Adds \$52.55 to 36 month rent
Adds \$42.04 to 60 month rent**

Building must include a garage door and house-style door with no window to qualify for package price.



SIDE PORCH

Includes HOUSE-STYLE DOOR WITH 9 LITE WINDOW, PORCH, PORCH RAILING (included porch railing is approx. 4'), one PORCH POST, two 2' x 3' SINGLE PANE WINDOWS and DOUBLE WOODEN BARN DOORS. The Utility Style Side Porch package will also include 8' WALLS. *Total length of building includes 4' porch.

\$1,585 Adds \$53.01 to 36 month rent
Adds \$42.41 to 60 month rent**

Building must include a porch to get package price.



SHED DORMER

Available only on Utility Sheds

Includes three 10" x 29" WINDOWS in dormer. Only available on 8', 10' & 12' wide buildings. Inside wall heights are 81" for T1-11 siding and 82.5" for painted LP Smart Panel. More than one dormer can be added to building if size permits. Add \$1,515 for each additional dormer.

\$1,515 Adds \$50.69 to 36 month rent
Adds \$40.56 to 60 month rent**



GABLE DORMER

Available only on Utility Sheds

Includes one 18" OCTAGONAL WINDOW. More than one dormer can be added to building if size permits. Add \$1,515 for each additional dormer.

\$1,515 Adds \$50.69 to 36 month rent
Adds \$40.56 to 60 month rent**



A standard set of engineered plans are available for a fee after purchase of a building. Engineer Certified buildings are certified for 3.4 kPa (71 psf) Ground Snow Load and 0.5 kPa (10 psf) Wind (wind rating requires customer supplied anchors). Designed to meet OBC standards, not guaranteed for every local jurisdiction. See options table for pricing.



SPECIALTY BUILDINGS



SIDING OPTIONS



BARN

WALL HEIGHT IS 4'
TREATED OR PAINTED ONE COLOR


SIZE	CASH PRICE*	RENT TO OWN (36 MO)	RENT TO OWN (60 MO)**
8x8	\$3,645	\$168 ⁷⁵	\$135 ⁰⁰
8x10	\$3,945	\$182 ⁶⁴	\$146 ¹¹
8x12	\$4,145	\$191 ⁹⁰	\$153 ⁵²
8x16	\$5,275	\$244 ²¹	\$195 ³⁷
10x10	\$4,745	\$219 ⁶⁸	\$175 ⁷⁴
10x12	\$4,975	\$230 ³²	\$184 ²⁶
10x14	\$5,795	\$268 ²⁹	\$214 ⁶³
10x16	\$5,995	\$277 ⁵⁵	\$222 ⁰⁴
10x20	\$7,175	\$332 ¹⁸	\$265 ⁷⁴
12x16	\$7,795	\$360 ⁸⁸	\$288 ⁷⁰
12x20	\$9,045	\$418 ⁷⁵	\$335 ⁰⁰
12x24	\$10,545	\$488 ¹⁹	\$390 ⁵⁶



STUDIO SHEDS


FRONT HEIGHT INCREASES WITH WIDTH
TREATED OR PAINTED ONE COLOR

SIZE	CASH PRICE*	RENT TO OWN (36 MO)	RENT TO OWN (60 MO)**
8x12	\$4,715	\$218 ²⁹	\$174 ⁶³
8x16	\$6,165	\$285 ⁴²	\$228 ³³
10x10	\$5,315	\$246 ⁰⁶	\$196 ⁸⁵
10x12	\$5,865	\$271 ⁵³	\$217 ²²
10x14	\$6,335	\$293 ²⁹	\$234 ⁶³
10x16	\$6,635	\$307 ¹⁸	\$245 ⁷⁴
10x20	\$8,285	\$383 ⁵⁶	\$306 ⁸⁵
12x16	\$8,465	\$391 ⁹⁰	\$313 ⁵²
12x20	\$9,815	\$454 ⁴⁰	\$363 ⁵²
12x24	\$11,135	\$515 ⁵¹	\$412 ⁴¹
12x28	\$12,715	\$588 ⁶⁶	\$470 ⁹³
12x30	\$13,515	\$625 ⁶⁹	\$500 ⁵⁶
12x32	\$13,915	\$644 ²¹	\$515 ³⁷
12x36	\$15,285	\$707 ⁶⁴	\$566 ¹¹
12x40	\$16,185	\$749 ³¹	\$599 ⁴⁴
14x24	\$14,865	\$688 ¹⁹	\$550 ⁵⁶
14x28	\$16,715	\$773 ⁸⁴	\$619 ⁰⁷
14x32	\$19,015	\$880 ³²	\$704 ²⁶
14x36	\$21,035	\$973 ⁸⁴	\$779 ⁰⁷
14x40	\$22,815	\$1,056 ²⁵	\$845 ⁰⁰



T1-11 PRESSURE TREATED

NO ADDITIONAL CHARGE



LP SMART PANEL

NO ADDITIONAL CHARGE

ENGINEERED FLOORING

5/8" ENGINEERED TONGUE & GROOVE



UPGRADE: 3/4" FLOORING
(SEE OPTIONS TABLE FOR PRICING)



WOOD DRYING SHEDS

SINGLE SLOPE ROOF: FRONT HEIGHT INCREASES WITH WIDTH
UTILITY STYLE ROOF: PRICE IS FOR 6' 3" WALLS (7' 8' AVAIL)
TREATED DECK BOARD



UTILITY STYLE ROOF:
ADD \$140

UTILITY STYLE ROOF
WITH 8' WALL UPGRADE:
ADDITIONAL \$240

SIZE	CASH PRICE*	RENT TO OWN (36 MO)	RENT TO OWN (60 MO)**
8x8	\$3,945	\$182 ⁶⁴	\$146 ¹¹
8x12	\$4,475	\$207 ¹⁸	\$165 ⁷⁴
10x10	\$5,075	\$234 ⁹⁵	\$187 ⁹⁶

ANIMAL SHELTERS

WALL HEIGHT IS 8'
TREATED OR PAINTED ONE COLOR



ANIMAL SHELTER FEATURES

- Comes standard with 6ft tall rear wall. Upgrade to 7ft or 8ft tall rear walls on 8ft, 10ft or 12ft wide animal shelters for \$240. Not available on 14ft or 16ft wide animal shelters.
 - Standard one stall per 20 feet of length or less (not counting tack room), unless specifically ordered differently.
 - Additional stalls (includes opening and divider) can be added for \$485 per stall (optional).
- TACK ROOM**
- \$130/foot of length (minimum of 4'). (Tack Room starts on an outside end wall. Add \$485 to start on an inside divider wall.)
 - 3ft Wooden Barn door on all tack rooms. Upgrade to 4ft Wooden Barn door for \$30 (where applicable).

Buildings will be set directly on ground with no blocking. Ground must be suitable for application prior to delivery.

ANIMAL SHELTER SECURITY DEPOSITS

- \$200:** 8ft & 10ft wide buildings
- \$600:** 12ft wide buildings
- \$1,000:** 14ft wide buildings

SIZE	CASH PRICE*	RENT TO OWN (36 MO)	RENT TO OWN (60 MO)**
8x12	\$4,715	\$218 ²⁹	\$174 ⁶³
8x16	\$6,165	\$285 ⁴²	\$228 ³³
10x10	\$5,315	\$246 ⁰⁶	\$196 ⁸⁵
10x12	\$5,865	\$271 ⁵³	\$217 ²²
10x14	\$6,335	\$293 ²⁹	\$234 ⁶³
10x16	\$6,635	\$307 ¹⁸	\$245 ⁷⁴
10x20	\$8,285	\$383 ⁵⁶	\$306 ⁸⁵
12x16	\$8,465	\$391 ⁹⁰	\$313 ⁵²
12x20	\$9,815	\$454 ⁴⁰	\$363 ⁵²
12x24	\$11,135	\$515 ⁵¹	\$412 ⁴¹
12x28	\$12,715	\$588 ⁶⁶	\$470 ⁹³
12x30	\$13,515	\$625 ⁶⁹	\$500 ⁵⁶
12x32	\$13,915	\$644 ²¹	\$515 ³⁷
12x36	\$15,285	\$707 ⁶⁴	\$566 ¹¹
12x40	\$16,185	\$749 ³¹	\$599 ⁴⁴
14x24	\$14,865	\$688 ¹⁹	\$550 ⁵⁶
14x28	\$16,715	\$773 ⁸⁴	\$619 ⁰⁷
14x32	\$19,015	\$880 ³²	\$704 ²⁶
14x36	\$21,035	\$973 ⁸⁴	\$779 ⁰⁷
14x40	\$22,815	\$1,056 ²⁵	\$845 ⁰⁰
>16x24	\$17,765	NA	NA
>16x28	\$20,015	NA	NA
>16x32	\$22,735	NA	NA
>16x36	\$25,215	NA	NA
>16x40	\$27,215	NA	NA
>16ft wide buildings only available as build on site.			

BUILD ON SITE

Build on site requires additional fees paid to the builder. See local dealer for details.



OPTIONS & ADD-ONS

WINDOW OPTIONS

W1	18" OCTAGONAL WINDOW	\$165
W2	12"x18" LOFT WINDOW (IN LOFT ONLY; DOES NOT FIT ABOVE GARAGES)	\$165
W3S	2'x3' SINGLE PANE WINDOW	\$165
W3D	2'x3' DOUBLE PANE VINYL WINDOW (ARGON FILLED, ENERGY STAR RATED)	\$375
W4S	3'x3' SINGLE PANE WINDOW	\$195
W4D	3'x3' DOUBLE PANE VINYL WINDOW (ARGON FILLED, ENERGY STAR RATED)	\$425
W5	SHUTTER TRIM	\$100 PER WINDOW
W6	10"x35" WINDOW (FITS 4' SINGLE BARN DOOR)	\$125
W7	10"x29" WINDOW (FITS DOUBLE BARN DOOR)	\$100

DOOR OPTIONS

D1	SINGLE 3' BARN DOOR	\$125
D2	SINGLE 3' WOODEN BARN DOOR WITH WINDOW	\$230
D3	SINGLE 4' BARN DOOR	\$165
D4	SINGLE 4' WOODEN BARN DOOR WITH WINDOW	\$290
D5	DOUBLE BARN DOORS	\$250
D6	DOUBLE WOODEN BARN DOORS WITH WINDOWS	\$455
D7	HOUSE - STYLE DOOR, NO WINDOW (OPENS IN & TO THE RIGHT ONLY)	\$545
D8	HOUSE - STYLE DOOR, 9 LITE WINDOW (OPENS IN & TO THE RIGHT ONLY)	\$685
D9	OPENING LOFT DOOR (LOFTED BARNS ONLY)	\$100
D10	9'x7' GARAGE DOOR (WALL MUST BE AT LEAST 12' WIDE x 8' TALL) (12" ON CENTER FLOOR JOISTS INCLUDED)	\$1,205
D11	8'x7' GARAGE DOOR (WALL MUST BE AT LEAST 10' WIDE x 8' TALL) (12" ON CENTER FLOOR JOISTS INCLUDED)	\$1,195
	GARAGE DOOR BRUSH SEAL (PRICED PER DOOR)	\$350

FLOORING OPTIONS

	ADDITIONAL SKIDS (EACH)	\$6/ft
	3/4" FLOORING (PRICED PER SQUARE FOOT)	\$0.90/sq ft
	2x6 FLOOR JOISTS (STANDARD ON 14' & 16' WIDE BUILDINGS)	\$0.60/sq ft
	12" ON CENTER FLOOR JOISTS (STANDARD ON GARAGES)	\$0.60/sq ft

PAINT & URETHANE OPTIONS

	PAINT (ONE STANDARD COLOR)	FREE
	PAINTED BUILDING TRIM (SECOND COLOR / PAINT ONLY)	\$120
	EACH ADDITIONAL COLOR (INCLUDES DOORS - PAINT OR URETHANE TRIM ON DOORS & SHUTTERS - PAINT ONLY)	\$120
	UPGRADE TO URETHANE OR CUSTOM PAINT COLOR (8' & 10' WIDE BUILDINGS)	ADD \$140
	UPGRADE TO URETHANE OR CUSTOM PAINT COLOR (12' & 14' WIDE BUILDINGS)	ADD \$275

OTHER OPTIONS

P1	HOUSE WRAP VAPOR BARRIER (ON WALLS ONLY)	\$1.75/sq ft
P2	TAR PAPER (UNDER ROOFING ONLY, RECOMMENDED FOR SHINGLE ROOFS)	\$1.75/sq ft
H1	7' TALL WALLS (81" INSIDE) (UTILITIES)	\$240
H2	8' TALL WALLS (92" INSIDE) (UTILITIES)	\$240
I1	WORKBENCH (PRICED PER FOOT OF WIDTH)	\$20/ft
I2	SHELVES (3 TIER) (PRICED PER FOOT OF WIDTH)	\$20/ft
I3	LOFT (PRICED PER FOOT OF DEPTH)	\$30/ft
E1	EXTRA PORCH POST	\$55/each
E2	PORCH RAILING	\$20/ft
E3	6" FRONT & BACK ROOF OVERHANG (GABLE END WALLS)	\$345
E4	7/12 PITCH (6' & 7' WALLS ONLY) (UTILITY ONLY) (8', 10' & 12' WIDE ONLY)	\$ 345
F1	16" ON CENTER TRUSSES (PAINTED ONLY)	\$0.50/sq ft
F2	16" ON CENTER STUDS AND TRUSSES (TREATED ONLY)	\$1.10/sq ft
	SPECIAL ORDER METAL ROOF COLOR	\$240
	ENGINEERED PLANS	\$70

RENT TO OWN

SECURITY DEPOSITS*

\$100: 8ft & 10ft wide buildings

\$300: 12ft wide buildings

\$1,000: 14ft wide buildings

*Excludes Animal Shelters & Build On Site.

DELIVERY & SETUP



- **Free delivery and easy setup within 50 kilometers.**
- **Please consult your local dealer for the most up-to-date delivery lead times.**
- **No site preparation necessary if site is no more than 3 feet out of level.**
- **Customer has the responsibility to decide if ground conditions are unsuitable for delivery. We are not responsible for yard damage.**
- **Site must be accessible by truck and trailer.**

Drivers can supply blocks for \$4.00 each. Free Delivery covers one trip up to 50 kilometers one way. Trips over 50 kilometers are subject to a \$2.75/km (8ft & 10ft wide) or \$4.75/km (12ft & 14ft wide) charge one way. Free setup includes leveling the building, starting with one corner at ground level and raising it up to a maximum of 3 feet. If leveling requires 1 foot or less, pressure treated wood may be used. Otherwise, customer may supply concrete blocks which are placed on top of the ground, or we can supply concrete blocks for \$4.00 each.

In very rare cases, underground footers may be required by local building codes. Old Hickory Buildings of Canada does not offer digging or footer services and these are not included in free set up, however we can work with customer or contractor when required for an additional cost.

Please contact your local Building Inspector and/or Homeowner's Association for information on requirements and restrictions. The customer will be responsible for the mileage charge as well as the cost of any additional trips.

- All dimensions measured in feet and inches.
- One color paint/water sealer included in above price. Urethane and additional colors are extra (excluding Build On Site).
- *Plus tax. Prices shown include 3% discount offered for purchases made with cash or cheque. Credit card purchases are not eligible for the discounted price and will be priced 3% higher.
- 12' wide and over buildings are measured across the eaves due to MOT regulations (all others are measured from outside corners).
- **Not available at all locations. See dealer for details.
- All 8ft wide buildings come with a single door (excluding packages).
- All 10ft, 12ft, 14ft & 16ft wide buildings come with double doors (excluding packages).
- Available RTO terms may change by location. See your local dealer for details.
- Add package price to Lofted or Utility Style Buildings only. These are package deals, options may be removed but no credit given on price.

Old Hickory Buildings of Canada, ULC and its associates are not responsible for permits, snow/wind load requirements, covenant searches, restrictions, setbacks, yard damage, or underground damage. In very rare cases, underground footers may be required by local building codes. Old Hickory Buildings of Canada does not offer digging or footer services and these are not included in free set up, however we can work with customer or contractor when required for an additional cost. Please contact your local Building Inspector and/or Homeowner's Association for information on requirements and restrictions. It is the customer's responsibility to decide if ground conditions are unsuitable for delivery. Old Hickory has the right to refuse any sale prior to the time when it is accepted and approved by Old Hickory's corporate office and the building is set up at customer's location.

ALL PRICES SUBJECT TO CHANGE.

4.29.21 (OHC_PG_ON-7175) Old Hickory Buildings of Canada, ULC ©Copyright 2021 | All rights reserved.

**ON
v001**