

LABOR CHARACTERISTICS



ADVANCED MANUFACTURING

ESTIMATED AVAILABLE LABOR PER OCCUPATIONAL CATEGORY:

- Assemblers & Fabricators, All Other - 1,272
- Bus & Truck Mechanics & Diesel Engine Specialists - 1,269
- Chemical Equipment Operators & Tenders - 1,273
- Computer Hardware Engineers - 1,266
- Electricians - 2,541
- Electronics Engineers, Except Computer - 1,267
- Engineers, All Other - 10,169
- Heavy & Tractor-Trailer Truck Drivers - 8,899
- Industrial Engineers - 1,268
- Industrial Production Managers - 2,539
- Industrial Truck & Tractor Operators - 1,275
- Inspectors, Testers, Sorters, Samplers, & Weighers - 2,545
- Installation, Maintenance, & Repair Workers - 8,898
- Laborers & Freight, Stock, & Material Movers, Hand - 6,355
- Light Truck or Delivery Services Drivers - 1,274
- Machinists - 2,544
- Mechanical Engineers - 2,540
- Millwrights - 1,270
- Multiple Machine Tool Operators - 3,813
- Packers & Packagers, Hand - 1,276
- Production Workers, All Other - 3,815
- Supervisors of Mechanics, Installers, & Repairers - 2,542
- Supervisors of Production & Operating Workers - 2,543
- Supervisors of Transportation & Material-Moving Machine & Vehicle Operators - 2,546
- Team Assemblers - 1,271
- Welders, Cutters, Solderers, & Brazers - 3,814

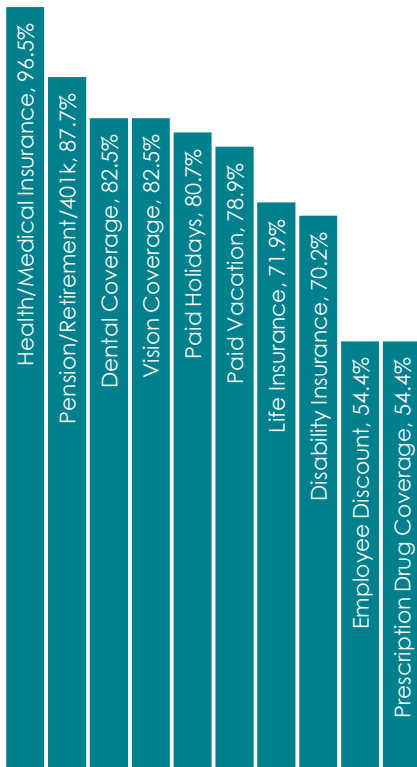
AN ESTIMATED TOTAL OF **80,084** PEOPLE IN THE LABORSHED AREA

UNDEREMPLOYMENT (ESTIMATED):

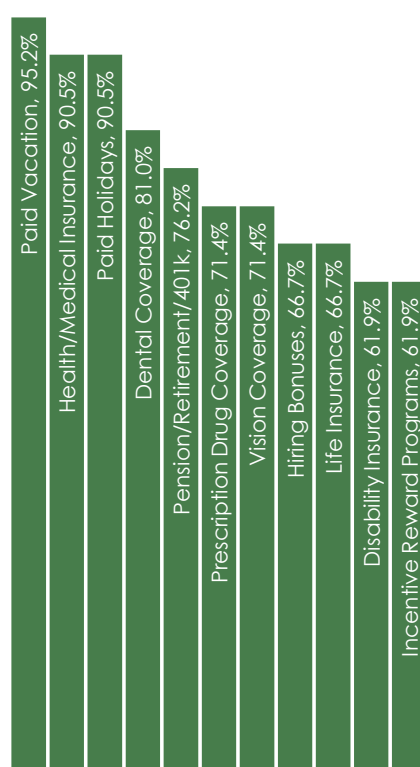
- Low hours - 1.6% (256)
- Low income - 0.0%
- Mismatch of skills - 3.2% (513)
- Total - 4.8% (769)

(Individuals counted only once when estimating Total Underemployment.)

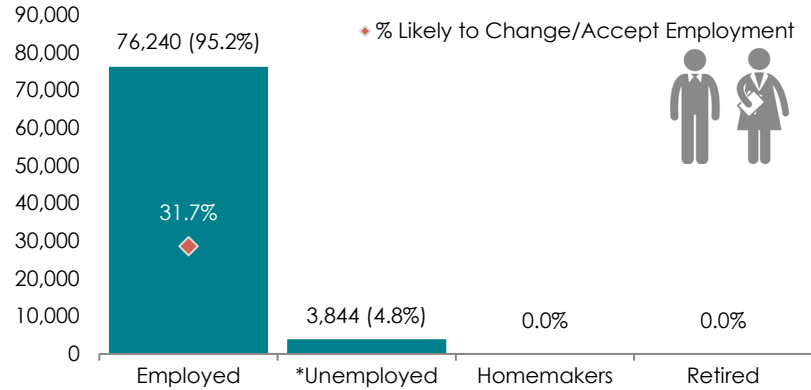
CURRENT BENEFITS:



DESIRED BENEFITS:



ESTIMATED TOTAL BY EMPLOYMENT STATUS (PERCENTAGE):



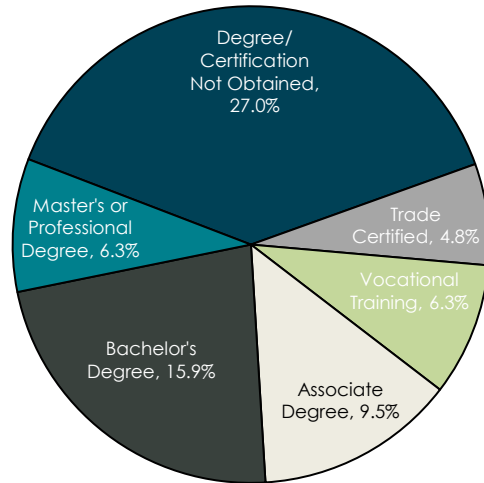
*Employment status is self-identified by the survey respondent. The unemployment percentage does not reflect the unemployment rate published by the U.S. Bureau of Labor Statistics, which applies a stricter definition.

EMPLOYMENT STATS:

- 74.6% paid an hourly wage
- 96.8% are/were employed full-time
- 3.2% are/were employed part-time
- 3.2% are/were self-employed
- 10.0% hold two or more jobs
- Currently working an average of 47 hours/week

EDUCATIONAL LEVEL:

(69.8% HAVE AN EDUCATION BEYOND HIGH SCHOOL)



TOP JOB SEARCH RESOURCES:

(For those seeking employment opportunities, by use.)

- Internet - 63.3%
 - www.indeed.com
 - www.linkedin.com
- Networking through friends, family or acquaintances - 41.7%
- IowaWORKS Centers - 26.7%
- Private Employment Services - 21.7%



WORKPLACE FLEXIBILITY:

(by percent of interest)

- Job sharing - 50.0%
- Job teams - 50.0%
- Cross-training - 35.7%
- Varied shifts - 30.8%
- Seasonal work - 7.1%
- Temporary work - 0.0%



LABOR CHARACTERISTICS



ADVANCED MANUFACTURING

OCCUPATION	OCCUPATIONAL CODE	MEAN WAGE	ENTRY WAGE	EXPERIENCED WAGE	MEDIAN WAGE	MEAN ANNUAL SALARY
Assemblers and Fabricators, All Other	51-2099	\$16.20	\$11.10	\$18.75	\$15.38	\$33,693
Bus and Truck Mechanics and Diesel Engine Specialists	49-3031	\$21.81	\$15.22	\$25.11	\$21.54	\$45,365
Chemical Engineers	17-2041	\$43.71	\$34.63	\$48.24	\$42.57	\$90,909
Chemical Equipment Operators and Tenders	51-9011	\$20.32	\$16.43	\$22.27	\$20.72	\$42,273
Coating, Painting, and Spraying Machine Setters, Operators, and Tenders	51-9121	\$19.68	\$14.79	\$22.13	\$19.57	\$40,938
Computer Hardware Engineers	17-2061	\$35.10	\$22.87	\$41.21	\$34.48	\$73,002
Computer-Controlled Machine Tool Operators, Metal and Plastic	51-4011	\$18.81	\$12.70	\$21.87	\$18.71	\$39,135
Conveyor Operators and Tenders	53-7011	\$15.68	\$13.19	\$16.92	\$15.13	\$32,608
Cooling and Freezing Equipment Operators and Tenders	51-9193	\$14.41	\$12.74	\$15.24	\$14.12	\$29,974
Crushing, Grinding, and Polishing Machine Setters, Operators, and Tenders	51-9021	\$15.62	\$11.41	\$17.73	\$15.63	\$32,494
Cutting, Punching, and Press Machine Setters, Operators, and Tenders, Metal and Plastic	51-4031	\$18.19	\$13.41	\$20.58	\$18.30	\$37,830
Electrical and Electronic Engineering Technicians	17-3023	\$27.70	\$19.87	\$31.62	\$27.71	\$57,618
Electrical and Electronics Repairers, Commercial and Industrial Equipment	49-2094	\$24.88	\$17.88	\$28.38	\$24.78	\$51,745
Electrical Engineers	17-2071	\$43.46	\$31.36	\$49.52	\$43.77	\$90,406
Electricians	47-2111	\$25.27	\$15.62	\$30.10	\$24.88	\$52,572
Electronics Engineers, Except Computer	17-2072	\$41.18	\$25.89	\$48.82	\$37.96	\$85,646
Engine and Other Machine Assemblers	51-2031	\$25.93	\$19.32	\$29.23	\$24.52	\$53,936
Engineering Technicians, Except Drafters, All Other	17-3029	\$27.40	\$18.39	\$31.91	\$26.50	\$56,989
Engineers, All Other	17-2199	\$38.88	\$19.61	\$48.51	\$39.11	\$80,861
Extruding and Drawing Machine Setters, Operators, and Tenders, Metal and Plastic	51-4021	\$19.92	\$15.45	\$22.16	\$20.80	\$41,438
First-Line Supervisors of Mechanics, Installers, and Repairers	49-1011	\$33.08	\$22.22	\$38.50	\$31.95	\$68,797
First-Line Supervisors of Production and Operating Workers	51-1011	\$29.80	\$20.12	\$34.64	\$28.53	\$61,993
Furnace, Kiln, Oven, Drier, and Kettle Operators and Tenders	51-9051	\$18.90	\$13.08	\$21.80	\$20.72	\$39,302
Grinding, Lapping, Polishing, and Buffing Machine Tool Setters, Operators, and Tenders, Metal and Plastic	51-4033	\$19.96	\$14.08	\$22.90	\$18.00	\$41,523
Helpers--Production Workers	51-9198	\$14.63	\$11.29	\$16.30	\$14.10	\$30,432
Industrial Engineering Technicians	17-3026	\$23.91	\$16.44	\$27.64	\$22.13	\$49,733
Industrial Engineers	17-2112	\$41.63	\$30.19	\$47.34	\$39.95	\$86,583
Industrial Machinery Mechanics	49-9041	\$24.76	\$17.48	\$28.40	\$24.00	\$51,496
Industrial Production Managers	11-3051	\$48.89	\$30.69	\$57.99	\$46.25	\$101,695
Industrial Truck and Tractor Operators	53-7051	\$16.71	\$12.49	\$18.82	\$15.22	\$34,763
Inspectors, Testers, Sorters, Samplers, and Weighers	51-9061	\$20.85	\$13.98	\$24.29	\$19.36	\$43,373
Installation, Maintenance, and Repair Workers, All Other	49-9099	\$25.65	\$16.63	\$30.16	\$22.73	\$53,358
Laborers and Freight, Stock, and Material Movers, Hand	53-7062	\$15.53	\$11.52	\$17.54	\$14.52	\$32,311
Machine Feeders and Offbearers	53-7063	\$19.35	\$12.13	\$22.96	\$17.69	\$40,250
Machinists	51-4041	\$20.72	\$14.92	\$23.62	\$20.36	\$43,097
Maintenance Workers, Machinery	49-9043	\$25.81	\$17.67	\$29.88	\$25.78	\$53,685
Mechanical Drafters	17-3013	\$25.47	\$17.56	\$29.42	\$23.66	\$52,968
Mechanical Engineering Technicians	17-3027	\$26.04	\$18.95	\$29.59	\$24.80	\$54,160
Mechanical Engineers	17-2141	\$38.71	\$27.47	\$44.33	\$37.17	\$80,514
Milling and Planing Machine Setters, Operators, and Tenders, Metal and Plastic	51-4035	\$18.51	\$10.81	\$22.35	\$21.33	\$38,493
Mixing and Blending Machine Setters, Operators, and Tenders	51-9023	\$18.56	\$13.51	\$21.09	\$17.78	\$38,615
Multiple Machine Tool Setters, Operators, and Tenders, Metal and Plastic	51-4081	\$16.47	\$11.14	\$19.13	\$14.77	\$34,259
Packaging and Filling Machine Operators and Tenders	51-9111	\$17.63	\$12.53	\$20.18	\$14.75	\$36,676
Plating and Coating Machine Setters, Operators, and Tenders, Metal and Plastic	51-4193	\$19.20	\$14.68	\$21.46	\$19.69	\$39,943
Production Workers, All Other	51-9199	\$14.03	\$10.66	\$15.72	\$12.02	\$29,192
Rolling Machine Setters, Operators, and Tenders, Metal and Plastic	51-4023	\$21.11	\$17.46	\$22.93	\$21.92	\$43,901
Separating, Filtering, Clarifying, Precipitating, and Still Machine Setters, Operators, and Tenders	51-9012	\$18.95	\$14.19	\$21.33	\$18.49	\$39,411
Structural Metal Fabricators and Fitters	51-2041	\$18.67	\$13.69	\$21.16	\$19.07	\$38,836
Tank Car, Truck, and Ship Loaders	53-7121	\$28.74	\$21.30	\$32.46	\$27.45	\$59,778
Tool and Die Makers	51-4111	\$25.97	\$19.60	\$29.15	\$24.74	\$54,011
Water and Wastewater Treatment Plant and System Operators	51-8031	\$22.97	\$17.24	\$25.83	\$23.08	\$47,769
Welders, Cutters, Solderers, and Brazers	51-4121	\$20.39	\$15.72	\$22.73	\$20.10	\$42,411
Welding, Soldering, and Brazing Machine Setters, Operators, and Tenders	51-4122	\$19.64	\$16.38	\$21.27	\$19.33	\$40,846

The 2019 Iowa Wage data for the Council Bluffs Laborshed area was produced by the Labor Force & Occupational Analysis Bureau to provide communities local information on wages by occupation. The source of the wage and employment data is based on the May 2018 OES estimates. Additional occupational wage and employment data can be found at www.iowalmi.gov/laborshed.