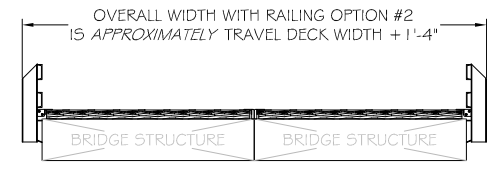


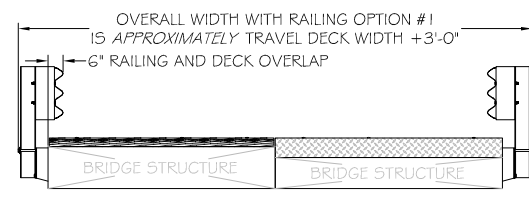
**[RAILING OPTION #3]**  
6" TALL LOW CURB FOR BASIC TRAFFIC RETENTION AND SAFETY

SECTION C-C



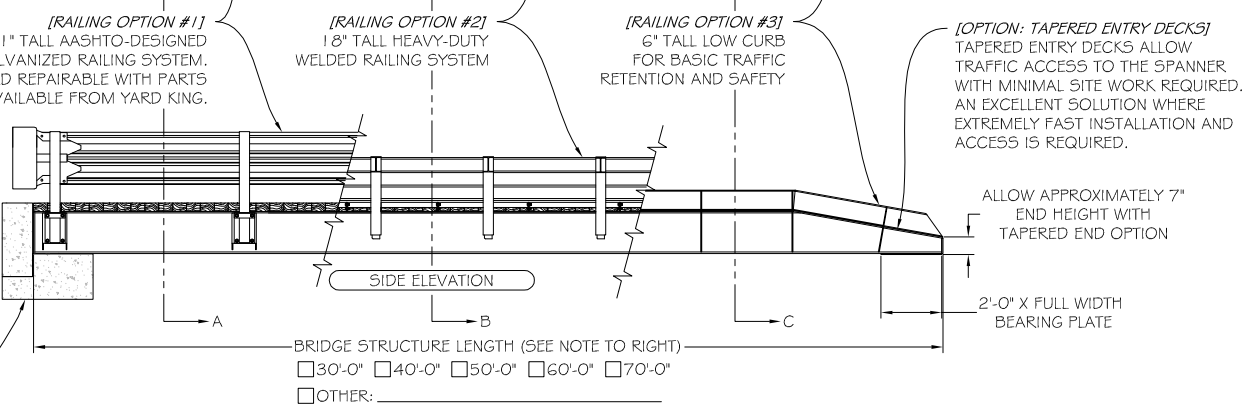
**[RAILING OPTION #2]**  
18" TALL HEAVY-DUTY WELDED RAILING SYSTEM

SECTION B-B




**[RAILING OPTION #1]**  
31" TALL AASHTO-DESIGNED GALVANIZED RAILING SYSTEM. FIELD REPAIRABLE WITH PARTS AVAILABLE FROM YARD KING.

SECTION A-A



**[OPTION: PRECAST ABUTMENTS]**  
THIS OPTION REPLACES THE BEARING PLATES AT EACH END. ASK YOUR YARD KING SALESPERSON FOR MORE INFORMATION ABOUT YARD KING'S INNOVATIVE PRECAST ABUTMENT OPTIONS

**[OPTION: DETACHABLE ENTRY RAMPS]**  
THESE OPTIONAL RAMPS ALLOW TRAFFIC ACCESS TO THE SPANNER WITHOUT SITE WORK. DOES REQUIRE A LEVEL SURFACE.



NEED SOMETHING SPECIAL? USE THE SECTIONS BELOW TO DESCRIBE WHAT YOU NEED. YARD KING IS FULLY CAPABLE OF CUSTOMIZING EVERY ASPECT OF YOUR SPANNER TO CREATE THE EXACT SOLUTION YOU REQUIRE FOR YOUR SITUATION.

INSTALLATION SITE DESCRIPTION: PAVED LOT, DIRT LOT, ETC...	AVAILABLE INSTALLATION/UNLOADING EQUIPMENT: MOBILE CRANE, FRONT END LOADER, ETC...
EXPECTED TRAFFIC DESCRIPTION: FORKLIFTS, WHEELED VEHICLES, MILITARY VEHICLES, ETC...	OTHER CONSIDERATIONS AND SPECIAL REQUESTS: PREFERRED COLOR, CHANGES IN DESIGN, ETC...

LOADING REQUIREMENTS (SELECT ALL THAT APPLY)	SPANNER ENTRY DECK (SELECT ONE)	WOOD DECK OPTIONS (IF APPLICABLE)	SPANNER RAILING (SELECT ONE)
DESIGN TRUCKS: <input type="checkbox"/> H5-20 <input type="checkbox"/> H5-25 <input type="checkbox"/> HL-93 <input type="checkbox"/> OTHER: _____	<input type="checkbox"/> SQUARE END [STANDARD] <input type="checkbox"/> TAPERED ENTRY DECKS [OPTIONAL]	WOOD SPECIES (SELECT ONE) <input type="checkbox"/> TREATED SOUTHERN YELLOW PINE <input type="checkbox"/> UNTREATED OAK <input type="checkbox"/> OTHER: _____	<input type="checkbox"/> RAILING OPTION #1 [STANDARD] <input type="checkbox"/> RAILING OPTION #2 [OPTIONAL] <input type="checkbox"/> RAILING OPTION #3 [OPTIONAL]
OVERLOADS: <input type="checkbox"/> U80 <input type="checkbox"/> L90 <input type="checkbox"/> OTHER: _____	SPANNER DECKING MATERIAL (SELECT ONE) <input type="checkbox"/> WOOD DECKING (IF SELECTED, PLEASE COMPLETE ALL WOOD DECKING OPTIONS) <input type="checkbox"/> STEEL TREAD PLATE DECKING <input type="checkbox"/> OTHER: _____	WOOD INSTALL SYSTEM (SELECT ONE) <input type="checkbox"/> FAST DECKING SYSTEM <input type="checkbox"/> BOLTED DECKING SYSTEM	OTHER OPTIONS (SELECT MULTIPLE) <input type="checkbox"/> PRECAST ABUTMENTS <input type="checkbox"/> DETACHABLE ENTRY RAMPS

**YARD KING** 1340 Marty Paul St. Cadillac, MI 49601 231-775-7386 231-775-6280 Fax

TITLE: STANDARD STEEL SPANNER CUSTOMER INFORMATION DRAWING

THIS IS A REPRESENTATIVE DRAWING ONLY! DO NOT SCALE OR TAKE PROPORTIONS BASED ON THIS DRAWING. THIS DRAWING IS FOR REFERENCE AND ILLUSTRATION PURPOSES ONLY.

NOTICE: THIS DOCUMENT IS PROPRIETARY AND DISCLOSES CONFIDENTIAL AND TRADE SECRET INFORMATION. THE DOCUMENT AND INFORMATION MAY BE USED ONLY FOR AND AT THE DISCRETION OF CADILLAC FABRICATION AND REMAINS THE PROPERTY OF CADILLAC FABRICATION AT ALL TIMES. IT MAY NOT BE DISCLOSED TO ANYONE WITHOUT THE PRIOR WRITTEN CONSENT OF CADILLAC FABRICATION AND IS TO BE RETURNED UPON THE TERMINATION OF PURPOSE FOR WHICH IT WAS LOANED.