

# CI-600A SERIES | Weighing Controller

TOTAL WEIGHING SOLUTION™

INDUSTRIAL WEIGHING SOLUTION™



High weighing performance

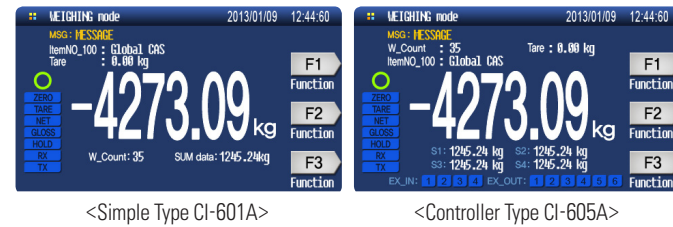


User-friendly interface



USB data backup

## Graphic User Interface (GUI)



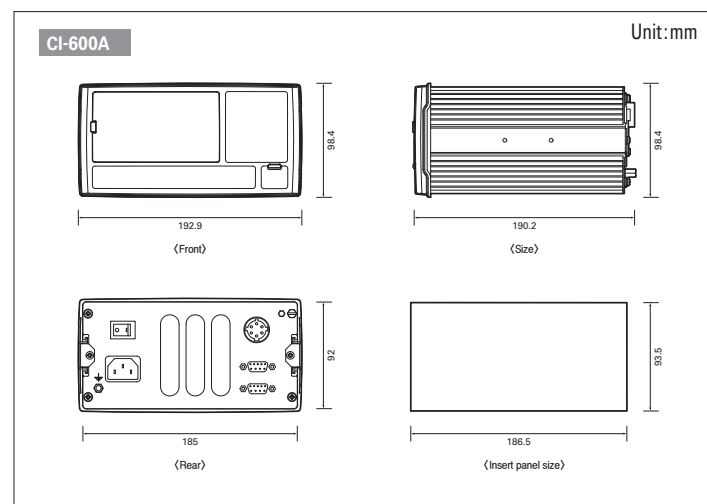
<Simple Type CI-601A>

<Controller Type CI-605A>

## SPECIFICATIONS

Model	CI-601A	CI-605A
Load cell excitation voltage	DC 5V	
Load cell connection	10 EA (350Ω)	
Load cell input range	- 2.0 mV/V ~ 3.0 mV/V	
Input Sensitivity	0.5 μV/D (Approval), 0.3 μV/D (NonApproval)	
A/D Internal resolution	1/520,000	
A/D Display resolution	1/10,000 (OIML/NTEP/KS), 1/20,000 (Non approval)	
A/D Conversion speed	200 time/sec	
A/D conversion method	Sigma-delta	
Display	4.3" TFT Color LCD	
Key	Numeric Key 10, Function Key 9	
Interface	Standard	RS232 (COM1, COM2)
	Option	RS422, RS485, Analog_out /BCD_out
External I/O	-	Input 4/Output 6
Power	AC	AC 100 ~ 240V 50/60Hz
Operating Temp	-10°C ~ 40°C	
Approval	OIML, CE	
Dimensions (W x D x H) mm	192.9 x 190.2 x 98.4	
Weight (kg)	1.5	

## DIMENSIONS



## FEATURES

- High A/D conversion speed (200 times/sec)
- High display resolution 1/10,000
- User-friendly interface (4.3" Full Graphic TFT LCD)
- Shielded against electrical noise (RFI & EMI)
- Storing 100 items' informatio
- USB data backup
- Self-hardware test function
- Weight Back-up
- PC software to manage indicator
- Various communication interfaces

## OPTION

- Analog Out Card (V-out (0~10 V)/I-out (4~20 mA))
- RS485/RS422
- BCD Out Card
- Printer
- Remote display

# CI-600A SERIES

## Weighing Controller

CI-600A series offers fast and accurate weighing and easy operating system via High-performance A/D converter and user-friendly graphic interface. Suitable for a wide variety of applications from general platform scales to advanced weighing equipment such as Truck Scales, Hopper Scales, Packer Scales and Checker Scales



CAS BLDG., # 440-1, SUNGNAE-DONG,  
GANGDONG-GU, SEOUL, KOREA  
TEL\_ 82 2 2225 3500  
FAX\_ 82 2 475 4668

<http://www.globalcas.com>

Specifications are subject to change for improvement without prior notice.



# CI-600A SERIES




## Weighing Controller

### Features

#### High weighing performance

High speed A/D conversion with excellent processing capabilities (200 times/sec) for fast response.  
High display resolution of 1/10,000 for all input range.



#### Shielded against noise (RFI & EMI)

CI-600A series is shielded against noises such as RFI and EMI, offering supreme stability in rough environmental conditions.



#### Display protection cover

Protecting the display against foreign substances and external shocks.



#### Easy setup

Easy setup with parameter setup messages.



#### Various key function

CI-600A series offers numeric keys and 9 functions. Also, Users can setup 3 short-cut keys (F1, F2 and F3) with preferred or commonly used functions for greater ease of use.



#### User-friendly interface

Various setup messages and value, function icons and weighing information are easily viewed on 4.3" Full Graphic TFT LCD.

#### USB data backup


Backing up Weighing data through USB port.



### Communication Interface


#### Various communication interfaces

2 RS232C ports are built in as a standard, also 3 communication cards can be used simultaneously.




#### Standardized communication card

Standardized communication card of Slot type can be easily changed and installed.



#### Terminal block

Easy to wire and connect with external Equipment such as remote display, printer and PLC via terminal block.



### Application / Software

#### Various Application

Suitable for a wide variety of applications from general platform scales to advanced weighing equipment such as Truck Scales, Hopper Scales, Packer Scales and Checker Scales.



#### Compatibility with various printers

Compatible with Ticket printers and label printers.

#### PC Software

CI-600A PC software allows users to manage setup value and backup weighing data to PC.

