

NOTES:

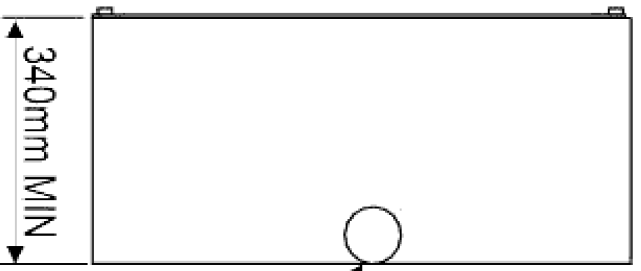
1. Do not scale drawing
2. Unless otherwise stated, all dimensions are in meters.
3. Minimum height of entrances and exits
 

Class I/II	2.0m
Class IV	2.4m
Class VII	3.2m
Class I/II	2.3m
Class IV	2.4m
Class VII	3.0m
Class I/II	3.2m
Class IV	3.6m
Class VII	4.2m
Class I/II	2.1m
Class IV	2.4m
Class VII	3.2m
Class IV	3.8m
Class VII	4.8m
4. Minimum bay width of
 


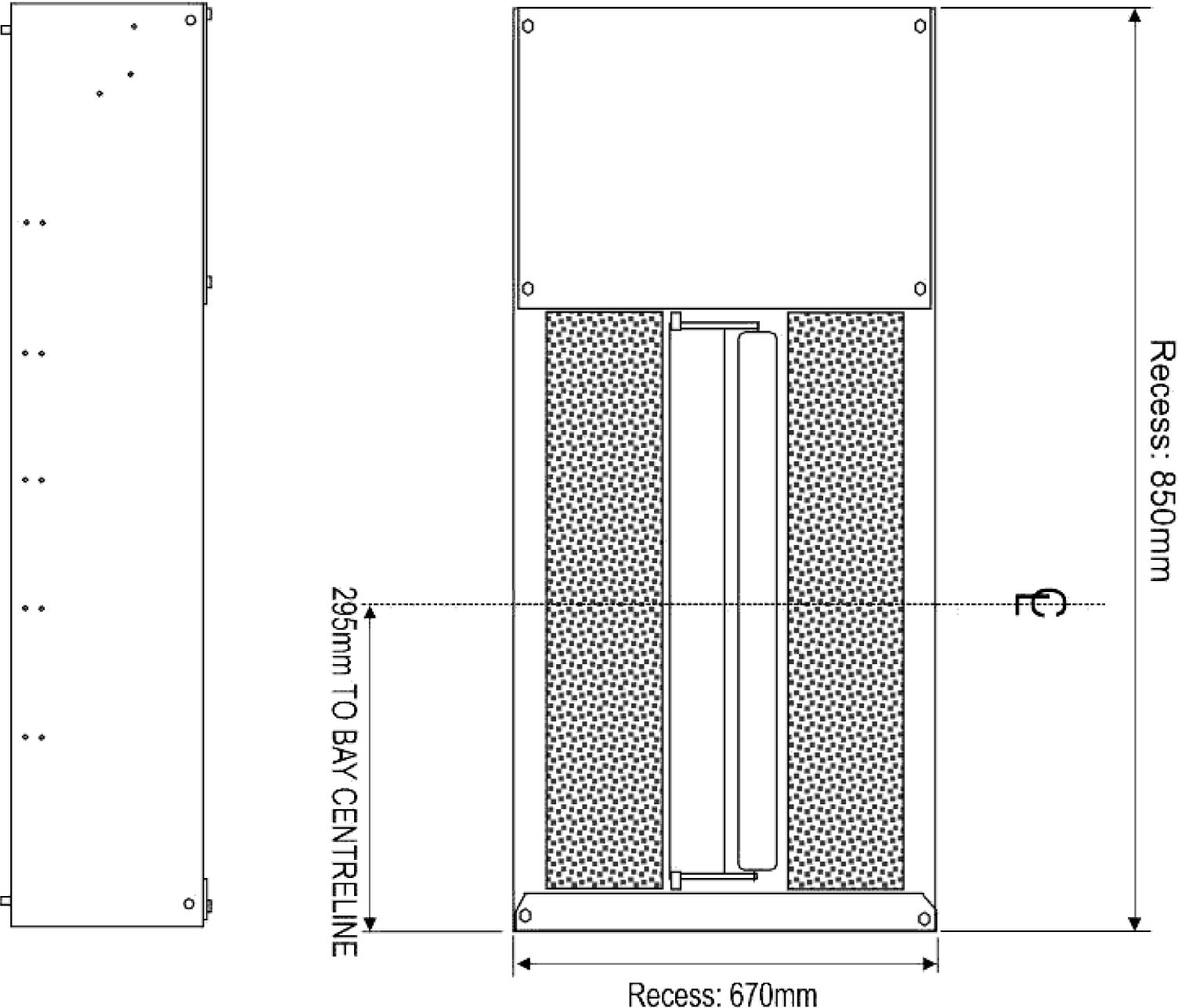
Class I/II	2.0m
Class IV	2.4m
Class VII	3.2m
Class I/II	2.3m
Class IV	2.4m
Class VII	3.0m
Class I/II	3.2m
Class IV	3.6m
Class VII	4.2m
Class I/II	2.1m
Class IV	2.4m
Class VII	3.2m
Class IV	3.8m
Class VII	4.8m
5. Minimum headroom over the bay
6. Minimum headroom over the lift
 

measured from the platform surface when fully lowered.  
The headroom must extend 0.5m of the non drive on end of the lift, 1.0m to the drive on end of the lift, and 0.5m on each side of the outside edge of the lift platform.
7. Brake tester standing area to be substantially level ( $\pm 12\text{mm}$ ).
8. Headlight beam tester rails to be level to  $\pm 2\text{mm}$ .
9. Headlight tester standing area to be level to  $\pm 6\text{mm}$ .
10. Minimum clearance between lift post and wall of 0.6m.
11. All dimensions shown are absolute minimums to be achieved.
12. This layout is subject to VOSA approval, and therefore no civil work should be commenced until written approval has been obtained.
13. The drawing must not be scaled for civil work. Recess drawings are available for the vehicle lift and brake tester.
14. VOSA require all MOT vehicle lifts to be load tested. Provided a suitable vehicle with a current weigh bridge certificate is available during installation, GE-TECH will carry out the necessary thorough examination and issue certification FOC.

Ø 8 cm cable entrance



DRIVE ON  
DIRECTION



Rev	Revision note	Date	By

**GE-TECH**  
**GARAGE EQUIPMENT TECHNOLOGY**  
 PO Box 203  
 Leeds  
 West Yorkshire  
 LS27 1BN  
 Telephone: 0844 8009785  
 Fax: 0560 1139017  
 Email: sales@getech.org.uk  
 Web: getech.org.uk  
 CO REG No: OC329191

GE2 RECESS DRAWING	Ref	XXX
GETECH	Class	III/IV
Customer	By	A.J.H.
PO BOX 203, LEEDS, WEST YORKSHIRE, LS27 1BN	Signed	15/03/12
	Date	NTS
	Scale	1/1
	Sheet	0
	Revision	0
Site	DWG No.	GE2