

AFC Finishing Systems

Since 1967



*Leading the way in the
spray booth industry
by offering the most
advanced technology on
the market today.*



AFC's Versatile Product Line Features Innovative Designs that Continue to be the

Our Spray Booths are No. 1 on the NASCAR Circuit and we can meet any custom applications.




Work Stations



Richard Petty



Fleetwood Motor Homes, Chico, California



Durango-Silverton Railroad



Anaheim Ind., Houston, Texas

Table of Contents

AFC Product Line

Xtreme Series Downflo Automotive Spray Booths

Quadraft.....	2
Eurostyle	4
SDD Xtreme.....	6
Thermal Xtreme	8

Single Wall Downflo Automotive Spray Booths

Double Row Downflo.....	10
Custom Aire Side Downflo	12

Crossflo Automotive Spray Booths

Custom Aire Deluxe Crossflo.....	14
Economy Crossflo Spray Booth	16
Mini Crossflo Spray Booth.....	17

Truck Spray Booths

Custom Aire Double Row Downflo Truck	18
Custom Aire Side Downflo Truck	19
Custom Aire Crossflo Truck.....	20
Auto/Truck Crossflo	21

Air Make-up, Curing Systems, and Control Panels

DFM800R Air Make-Up (1M BTU/HR, SUPERHEAT)	22
AFC700 Control Panel for Gas Fired Systems	23
AMS1000 Air Make-Up (1M BTU/HR)	24

Special Enclosures and Filter Booths

Paint Mixing Rooms	25
Work Stations	26
Prep Benches.....	27
Floor Type	28
Bench Type.....	29
Exhaust Benches.....	30
Exhaust Chambers	31
Drying Enclosures	32
Powder Coating Equipment.....	34

Accessories and Components

Spray Booth Doors	33
Accessories (painter's work stations, switches, manometers, etc.).....	36



QUADRAFT Downflo Spray Booth by AFC

Xtreme Series



► *The Quadraft is powder coated inside and out.*

The revolutionary **QUADRAFT** has become the industry standard for spray booths. AFC continues to set the pace with this new design. This is not just a redesign or enhancement.

The **QUADRAFT** spray booth was specifically designed to create a virtually turbulence-free airflow through the booth without loss of airflow volume. Drawing on over 30 years experience in spray booths and utilizing the latest in technology, along with computer-aided design, AFC has produced the **QUADRAFT**, the only truly turbulence-free booth on the market.

The secret is in the design of the walls and the basement. The booth is double-walled, which gives it a distinctive appearance and clean lines. However, the walls also become the exhaust duct by which air is removed from the booth. Each side panel contributes a large area through which the air can move. By using the walls of the booth as the exhaust duct, AFC has achieved an air flow of up to 19,000 CFM, or over six complete changes of air per minute inside the booth. In addition, this integral ducting reduces heat loss through the walls of the booth, resulting in energy savings. This exhaust ducting is combined with our innovative basement design, which utilizes an arrangement of baffles and deflectors to complete the turbulence-free, full down draft airflow path.

The **QUADRAFT** comes complete with the DFM800R heat system which has a proven track record for reliability and efficiency on AFC spray booths. A user-friendly, but fully

automated control panel cycles the booth through the entire flash, cure, and cool cycles without operator intervention. Controls are easily set to accommodate all types of paints and coatings. Digital temperature controls and two stage burner modulation assure minimum temperature fluctuations in the booth. To achieve the higher curing temperatures required by newer paint formulations, a unique AFC designed, 100% fresh air system returns a percentage of the input air past the heater several times before it enters the booth. No solvent contaminated air is returned to the booth, which prevents hazing and die-back, virtually eliminating cutting and buffing.

The **QUADRAFT** spray booth is designed for raised floor installation, and is available in both solid back and drive thru configurations. It comes with full documentation and all accessories necessary to assemble a fully operational booth.

At AFC, quality and reliability are designed into our products. Our warranty is backed by our reputation.

AFC Finishing Systems
250 Airport Parkway
Oroville, CA 95965
Phone: 800 ■ 331 ■ 7744
FAX: 530 ■ 533 ■ 0179



QUADRAFT Downflo Spray Booth by AFC

Quadraft Specifications

Filters

Prefilter: PF2050 with internal self-supporting frame.
Plenum: AFC LAMINAR III, Quantity of 12 used in full ceiling filter bank 36" x 54".
Exhaust: AFC paint arrestors, 20' x 24' rolled media.

Lights

Quantity of eighteen 4', four tube, color corrected T8 fluorescent fixtures complete with tubes and clear tempered glass cover. Lifetime of the bulbs is extended up to twice normal by unique switching circuitry.

Fans

Quantity of four 18" tubeaxial fans with non-sparking blades. Each fan controls the exhaust for one quadrant of the booth for maximum turbulence-free airflow.

Motors

Motors are 208/230/460 V, 3 phase, O.T.D.P.
Exhaust: Quantity of four 1 hp. each
Makeup: 7.5 hp.

Power Requirements

60A, 208/230V, or 30A, 460V plus two circuits 120V 15A for lighting and control.

Airflow

Exhaust capacity of up to 19,000 CFM of turbulence-free filtered air, providing more than 6 complete changes of booth air per minute.

Heat System

DFM800R with 1,075,000 BTU direct burner (achieves 98% efficiency) and fully automated control panel with digital temperature control for fast response to minimize fluctuations. 34" tubeaxial fan.

Temperature rise

Paint cycle: 80 degrees F. above Zero.
Cure cycle: 160 degrees F. above Zero.

Model numbers

QDP2418CSB: Solid Back.
QDP2418CDT: Drive Thru

Construction

Walls

Eighteen gauge galvanized panels with full length integral exhaust duct. Insulation on interior surface of outside panels prevents heat loss to outside. Heated air being exhausted through the wall duct becomes an energy saving thermal insulator for the booth.



Doors

Doors are equipped with large observation windows and heavy duty chrome hinges. A cam-locking device secures the doors at both top and bottom to provide a complete seal.

Basement

Basement is proprietary design as part of the integral wall exhaust system. Grating covers almost the entire floor filter area. Depth of basement is eight inches.

Dimensions

Outside: 15'8" wide x 11'6" high x 24'4" deep.

Inside: 14'0" wide x 9'0" high x 24'0" deep.

Access Doors: One drive-in door is bi-fold with integral access door 30" wide x 96" high. A second access door 36" wide x 84" high is located in the rear wall.

Included Accessories

- Floor grating
- Full width drive-up ramp: extends four feet in front of booth and is also tapered to the sides of the booth
- Six feet of exhaust stack per fan, roof jack and upflow cap w/dampers to prevent backdraft
- Filters, including prefilter, intake and exhaust. Painter's air valve (required by code)
- Door limit switches to shut off fans and air valve when door is opened (required by code)
- Door gaskets
- Manometer to monitor porosity of paint arrestors
- Painter's work station
- All hardware, complete blueprints and assembly instructions

Options *Consult factory for other options.*

Ground level installation; Single Phase Motors

AFC Finishing Systems

250 Airport Parkway
Oroville, CA 95965

Phone: 800 ■ 331 ■ 7744

FAX: 530 ■ 533 ■ 0179



EUROSTYLE Downflo Spray Booth by AFC

Xtreme Series



► *Eurostyle Downflo is shown with optional Paint Mixing Room.*

The **EUROSTYLE Downflo** spray booth by AFC originally set the standard for spray booths and continues to be a pacesetter in the industry. The **EUROSTYLE Downflo** spray booth and heat system are designed as an integral unit, combining the essentially turbulence-free down flow principle of the booth with the efficiency of a direct fired heater to form a superior environment for spray painting and curing.

The AFC **EUROSTYLE Downflo** spray booth is designed to increase productivity by providing a reliable and trouble free system. A user-friendly, but fully automated control panel cycles the booth through the entire spray and bake cycles without operator intervention. Timers and other controls are easily set to control booth temperature for the flash, cure and cool down times. The wide range of control settings will accommodate a great variety of paints and coatings.

To achieve the higher temperatures required by newer spray formulations, a percentage of the input air for the booth is cycled past the burner several times before it enters the booth. Therefore, the heated air introduced into the spray booth is always 100% fresh air. This means that no solvent contaminated air is recycled from the spray booth which prevents hazing and die-back, virtually eliminating cutting

and buffing. This feature also allows faster drying times and prevents buildup in the air make-up system, prolonging the life of the filters.

The **EUROSTYLE Downflo** spray booth comes complete with all necessary components and paperwork for installation and operation. It is available in both the solid back and the drive-thru configurations.

AFC quality assures ease of installation. All components are made to fit properly and assemble easily, resulting in a spray booth that will give years of care-free service. This booth is designed to give you the best possible performance at an affordable price. Trained field staff technicians provide support for all AFC products, along with engineering help that is available by calling the home office.

AFC Finishing Systems
250 Airport Parkway
Oroville, CA 95965
Phone: 800 ■ 331 ■ 7744
FAX: 530 ■ 533 ■ 0179



EUROSTYLE Downflo Spray Booth by AFC

➤ *Shown with optional fire suppression.*



Eurostyle Specifications

Filters

Pre-filter: PF2050 with self-supporting frame.
Plenum: AFC LAMINAR III full ceiling filter bank.
Exhaust: AFC paint arrestors.

Lights

Sixteen 4', four tube, color corrected T8 fluorescent fixtures complete with tubes and clear tempered glass.

Fans

Two 34" tubeaxial fans with variable pitch, non-sparking blades – one for exhaust and one for make-up.

Motors

Exhaust: 3 hp
Make-up: 5 hp, 208/230/460V, 3 phase.

Power Requirements

2 circuits 120V 15A for lighting/control and 60A, 208/230V, or 30A, 460V.

Airflow

14,000 CFM of turbulence-free filtered air.

Heat System

DFM800R with 1,075,000 BTU direct fired burner (achieves 98% efficiency) controlled by a fully automated control panel with digital temperature control for fast response in order to minimize fluctuations.

Temperature Rise

Paint cycle: 80 degrees F. above Zero
Cure cycle: 160 degrees F. above Zero

Model Numbers

DDEDFS2416: Solid Back
DDEDFD2416: Drive Thru

Construction

Walls

3.5" thick laminated, galvanized panels, painted inside and out. Panels are protected in shipment by plastic film wrapping.

Doors

Equipped with large observation windows and sturdy chrome hinges. Doors are secured at both top and bottom with a cam-locking device to assure a complete seal.

Basement

Proprietary design as integral part of the exhaust system, with grate covering for floor filter area.

Dimensions

Both solid back and drive thru models

Inside: Width 14'0", Length 23'6", Height 10'0"

Outside with Side Mount heat system: width 19'6", length 24'1", Height 12'1"

Outside with End Mount heat system: width 14'6", Length 29'0", Height 12'1"

Door Drive-in: width 10'0", height 8'0"

Access Door: width 3'0", height 7'0"

Included Accessories

- Eighteen feet of exhaust stack, roof jack and upflow cap with dampers to prevent backdraft
- Filters, including prefilter, intake and exhaust
- Manometer to measure porosity of paint arrestors
- Painter's work station
- Door limit switches to conform to codes
- Painter's air valve
- Hardware, blueprints and assembly instructions
- Door gaskets

AFC Finishing Systems

250 Airport Parkway

Oroville, CA 95965


Phone: 800 ▪ 331 ▪ 7744

FAX: 530 ▪ 533 ▪ 0179



SDD XTREME Spray Booth by AFC

Xtreme Series



► *The SDD Xtreme is powder coated inside and out.*

The **SDD XTREME** spray booth eliminates the need for a pit or basement where construction of this type is not possible and where a raised floor cannot be used due to other limitations such as overhead clearance.

The **SDD XTREME** spray booth introduces fresh filtered air evenly over the ceiling of the booth above the vehicle. The air flows smoothly down the sides of the vehicle and then is drawn away from the vehicle toward the walls near the floor. It then passes through the exhaust paint arrestors in the walls where the overspray is trapped and the air is then exhausted through the walls and dispersed into the atmosphere.

AFC has been producing superior spray booths for over 30 years. AFC carries a complete line of standard booths to supply any need and budget. In addition to utilizing the latest in materials and technology, along with computer-aided design, AFC is able to produce custom booths to meet any requirement.

For increased thru-put, and also for use with newer spray paints and coatings, the **SDD XTREME** spray booth comes complete with the DFM800R heat system. This system has a proven track record for reliability and efficiency on AFC spray booths. Higher curing temperatures required by newer spray formulations are achieved with a unique, AFC designed, 100% fresh air superheating system. No solvent

contaminated air is returned to the booth, which prevents hazing and die-back, virtually eliminating cutting and buffing.

An user-friendly and fully automated control panel cycles the booth through the entire Flash, Cure, and Cool cycles without operator intervention. Controls are easily set to accommodate all types of paints and coatings. Digital temperature controls combined with two stage burner modulation assure minimal temperature fluctuations inside the spray booth.

The **SDD XTREME** spray booth is available in solid back and drive-thru configurations. It comes with full documentation and all accessories necessary to assemble a fully operational booth.

At AFC, quality and reliability are designed into our products. Our warranty is backed by our reputation.

AFC Finishing Systems
250 Airport Parkway
Oroville, CA 95965
Phone: 800 ■ 331 ■ 7744
FAX: 530 ■ 533 ■ 0179



SDD XTREME

Spray Booth by AFC

SDD Xtreme Specifications

Filters

Pre-filter: PF2050 with self-supporting frame.
Intake: AFC LAMINAR III full ceiling filter bank.
Exhaust: AFC paint arresters.

Lights

Eighteen 4', 4 tube T8 fluorescent fixtures complete with color corrective tubes and clear tempered glass.

Fans

Two 24" tubeaxial fans with non-sparking blades.

Motors

Exhaust: Two 2 hp. 208/230/460V, 3 phase
Air make-up: 5 hp. 208/230/460V, 3 phase

Power Requirements

Two circuits at 120V 15A for lighting/control 60A 208/230V or 30A, 460V

Airflow

14,000 CFM of filtered air.

Heat System

DFM800R with 1,075,000 BTU direct burner (achieves 98% efficiency) and fully automated control panel with digital temperature control for fast response to minimize fluctuations. 34" tubeaxial fan.

Temperature rise

Paint cycle: 80 degrees F. above Zero.
Cure cycle: 160 degrees F. above Zero.

Model Numbers

SDDX2418: Solid Back
SDDX2418DT: Drive Thru

Construction

Walls

Eighteen gauge galvanized steel, powder coated

Doors

Doors are equipped with large observation windows and heavy duty chrome hinges. A cam-locking device secures the doors at both top and bottom to provide a complete seal.

Dimensions

Inside: 14'0" wide, 9'0" high, 24'0" deep
Outside: 15'8" wide, 10'10" high, 24'2" deep
Door openings: 10'0" wide, 8'0" high
Access doors: One drive-in door is bi-fold with integral access door 30" wide x 96" high. A second access door 3'0" wide x 7'0" high is located in the rear wall.



Included Accessories

- Twelve feet of exhaust stack, two roof jacks and two upflow caps with dampers to prevent back draft.
- All filters, including intake filters and exhaust arrestors
- Manometer to monitor porosity of paint arrestors
- Painter's work bench
- Door limit switches to shut off fans and air valve to prevent painting with door open (required by code)
- Painter's air valve (required by code)
- Hardware, blueprints and assembly instructions
- Door gaskets

Options *Consult factory for additional options*

- Single Phase Motors

AFC Spray Booths are manufactured to conform to all national codes, including National Fire Protection Association standards (NFPA-33), BOCA, and also comply with the Occupational Safety and Health Act (OSHA).

AFC Finishing Systems

250 Airport Parkway
Oroville, CA 95965

Phone: 800 ■ 331 ■ 7744

FAX: 530 ■ 533 ■ 0179



THERMAL XTREME Spray Booth by AFC

Xtreme Series



► *The Thermal Xtreme is an insulated booth with full downflow features. Shown with optional work station.*

The **THERMAL XTREME** insulated spray booth and heat system by AFC is designed as an integral unit to form a superior environment for spray painting and curing. The 3.5 inch insulated walls provide a quiet working environment while being energy efficient. The **THERMAL XTREME** combines the essentially turbulence-free down flow principle of the spray booth with the efficiency of a direct fired heater to form a superior environment for spray painting and curing.

The AFC **THERMAL XTREME** spray booth is designed to increase productivity by providing a reliable and trouble free system. A user-friendly control panel cycles the booth through the bake cycle without operator intervention. The timer and the controller are easily set to control booth temperature. The versatile range of control settings will accommodate a great variety of paints and coatings.

The heated air introduced into the spray booth is always 100% fresh air. Because of this process, no solvent contaminated air is recycled from the spray booth which prevents hazing and die-back, virtually eliminating cutting and buffing. This direct-fired system provides optimal efficiency and economy.

The **THERMAL XTREME** spray booth comes complete with all necessary components and paperwork for installation and operation. It is available in both the solid back and the drive-thru configurations.

AFC quality assures ease of installation. All components are made to fit properly and assemble easily, resulting in a spray booth that will give years of care-free service. This booth is designed to give you the best possible performance at an affordable price. Trained field staff technicians provide support for all AFC products, along with engineering help that is available by calling the home office.

AFC Finishing Systems
250 Airport Parkway
Oroville, CA 95965
Phone: 800 • 331 • 7744
FAX: 530 • 533 • 0179



THERMAL XTREME Spray Booth by AFC

Thermal Xtreme Specifications

Filters

Prefilter: PF2050 with self-supporting frame.
Intake: AFC LAMINAR III full ceiling filter bank.
Exhaust: AFC paint arrestors.

Lights

Twelve 4 foot, 4 tube, T8 fluorescent fixtures complete with tubes and clear, tempered glass.

Fans

Two 34 inch tubeaxial fans with variable pitch, non-sparking blades – one for exhaust and one for make-up.

Motors

208/230/460 v, 3 phase, O.T.D.P.
Exhaust: 3 hp.
Make-up: 3 hp., 2 speed

Power Requirements

2 circuits 120v 15a for lighting/control and 60a, 208/230v, or 30a, 460v.

Airflow

14,000 CFM of turbulence-free filtered air.

Heat System

AMS1000E with 1,075,000 BTU direct fired burner (achieves 98% efficiency) controlled by an automated control panel with digital temperature control for fast response in order to minimize fluctuations.

Temperature Rise

Paint cycle: 80 degrees F. above Zero
Cure cycle: 140 degrees F. above Zero

Model Numbers

DDATE2412: Solid Back
DDATE2412DT: Drive Thru

Construction

Walls


3.5 inch thick laminated, galvanized panels, painted inside and out. Panels are protected in shipment by plastic film wrapping.

Doors

Doors are equipped with large observation windows and sturdy hinges. Doors are secured at both top and bottom with a heavy duty door latch.

Basement

Proprietary design as integral part of the exhaust system, with grate covering for floor filter area.



Dimensions

Both solid back and drive thru models
Inside: width 14'0", length 24'0", height 10'0"
Outside: width 14'7", length 24'7", height 11'10"
Door Drive-in: width 10'0", height 8'0", bi-fold one side
Access Door: One drive-in door is bi-fold with integral access door 30" wide and 96" high. A second access door is 36" wide and 84" high.

Included Accessories

- Eighteen feet of exhaust stack, roof jack and upflow cap w/damper to prevent backdraft
- Filters, including prefilter, intake and exhaust
- Manometer to measure porosity of paint arrestors
- Painter's work station
- Door limit switches to conform to codes
- Painter's air valve
- Hardware, blueprints and assembly instructions
- Door gaskets

Options *Consult factory for other options.*

- Raised floor for above the floor installations
- Single phase motors
- Manual or automatic side loading doors
- Custom configurations

AFC spray booths are manufactured to conform to all national codes, including national fire protection association standards (nfpa-33), BOCA, and also comply with the occupational safety and health act (OSHA).

AFC Finishing Systems

250 Airport Parkway
Oroville, CA 95965

Phone: 800 ■ 331 ■ 7744

FAX: 530 ■ 533 ■ 0179



DOUBLE ROW Downflo Spray Booth by AFC



► *Shown with optional windows in doors, air make-up system, fire suppression, control panel and powder coating.*

The Custom Aire **DOUBLE ROW Downflo** spray booth has been designed by AFC as a mid-priced booth with high-end performance. The principle of directing air flow down along the sides of the vehicle and out of the booth is recognized by the industry to consistently produce the best results.

The **DOUBLE ROW Downflo** spray booth introduces fresh filtered air evenly over the ceiling of the booth above the vehicle. The air is then drawn smoothly down the sides of the vehicle and through the double row of grating in the floor. It then passes through the exhaust arrestors where the overspray is trapped and then exhausted through the uniquely designed basement or "pit" and dispersed into the atmosphere. This down flow of air also provides a safer environment for the painter since overspray and solvents are pulled downward, away from the breathing zone of the painter.

AFC has been producing superior spray booths for over 30 years. AFC carries a complete line of standard booths to supply any need and budget. In addition to utilizing the latest in materials and technology along with computer-aided design, AFC is able to produce custom booths to meet any requirement.

For increased thru-put, and also for use with newer spray paints and coatings, the **DOUBLE ROW Downflo** spray booth is designed to be used with the optional DFM800R heat system. This system has a proven track record for reliability and efficiency on AFC booths. The higher curing temperatures required by the newer spray formulations are achieved with

a unique AFC designed, 100% fresh air superheating system. No solvent contaminated air is returned to the booth, which prevents hazing and die-back, virtually eliminating cutting and buffing.

An optional, user friendly and fully automated control panel cycles the booth through the entire Flash, Cure, and Cool cycles without operator intervention. Controls are easily set to accommodate all types of paints and coatings. Digital temperature controls and two stage burner modulation assure minimal temperature fluctuations in the spray booth.

The **DOUBLE ROW Downflo** spray booth is designed for installation over a basement or "pit". Raised floor installation is also available as an option and the booth is available in both solid back and drive-thru configurations. It comes with full documentation and all accessories necessary to assemble a fully operational booth.

At AFC, quality and reliability are designed into our products. Our warranty is backed by our reputation.

AFC Finishing Systems
250 Airport Parkway
Oroville, CA 95965
Phone: 800 ■ 331 ■ 7744
FAX: 530 ■ 533 ■ 0179



DOUBLE ROW Downflo Spray Booth by AFC

➤ *Shown with optional powder coating, windows in doors, and fire suppression.*



Double Row Downflo Specifications

Filters

Prefilter: PF2050 with self-supporting frame.
Plenum: AFC LAMINAR III full ceiling filter bank.
Exhaust: AFC paint arrestors.

Lights

Twelve 4', 4 tube fluorescent fixtures complete with tubes and clear tempered glass.

Fans

34" tubeaxial fans with variable pitch, non-sparking blades.

Motors

Exhaust: 3 hp. 208/230/460 v, 3 phase.

Power Requirements

Two circuits at 120v 15a for lighting and 30a, 208/230v, or 15a, 460v.

Airflow

14,000 CFM of filtered air.

Model Numbers

DDFS2412: Solid Back
DDFD2412: Drive Thru

Construction

Walls

Eighteen gauge galvanized steel.

Doors

Equipped with sturdy hinges and secured at top and bottom with a locking device to assure a complete seal.

Basement

Proprietary design as integral part of the exhaust system, with grate covering for floor filter area.

Dimensions

Inside: 14'0" wide, 10'0" high, 24'0" deep
Outside: 15'4" wide, 11'10" high, 24'4" deep
Door openings: 10'0" wide, 8'0" high
Access door: 3'0" wide, 7'0" high

Included Accessories

- Eighteen feet of exhaust stack, roof jack and upflow cap with dampers to prevent backdraft.
- All filters, including intake filters and exhaust arrestors.
- Manometer to monitor porosity of paint arrestors.
- Painter's work station.
- Door limit switches to shut off fan and air valve to prevent painting with door open and to conform to codes.
- Painter's air valve (required by code).
- Hardware, blueprints and assembly instructions.
- Door gaskets.

Options *Consult factory for other options*

- Windows for drive-in doors.
- Raised floor for above the floor installations.
- Single phase motors.
- Air make-up systems.

AFC spray booths are manufactured to conform to all national codes, including national fire protection association standards (nfpa-33), BOCA, and also comply with the occupational safety and health act (OSHA).

AFC Finishing Systems

250 Airport Parkway
Oroville, CA 95965

Phone: 800 ▪ 331 ▪ 7744

FAX: 530 ▪ 533 ▪ 0179



SIDE Downflo Spray Booth by AFC



➤ *Shown with optional windows in doors, plenum, powder coating and 14 lights.*

The Custom Aire **SIDE Downflo** spray booth has been designed by AFC in response to a need for a mid-priced booth with high-end performance. The **SIDE Downflo** spray booth eliminates the need for a pit or basement where construction of this type is not possible and where a raised floor cannot be used due to other limitations such as overhead clearance.

The Custom Aire **SIDE Downflo** spray booth introduces fresh filtered air evenly over the ceiling of the booth above the vehicle. The air flows smoothly down the sides of the vehicle and then is drawn away from the vehicle toward the walls near the floor. It then passes through the exhaust paint arrestors in the walls where the overspray is trapped and the air is then exhausted and dispersed into the atmosphere.

AFC has been producing superior spray booths for over 30 years. AFC carries a complete line of standard booths to supply any need and budget. In addition to utilizing the latest in materials and technology, along with computer-aided design, AFC is able to produce custom booths to meet any requirement.

For increased thru-put, and also for use with newer spray paints and coatings, the Custom Aire **SIDE Downflo** spray booth is designed to be used with the DFM800R heat system. This system has a proven track record for reliability and efficiency on AFC spray booths. Higher curing temperatures required by newer spray formulations are achieved with a unique, AFC designed, 100% fresh air superheating system.

No solvent contaminated air is returned to the booth, which prevents hazing and die-back, virtually eliminating cutting and buffing.

An optional user-friendly and fully automated control panel cycles the booth through the entire Flash, Cure, and Cool cycles without operator intervention. Controls are easily set to accommodate all types of paints and coatings. Digital temperature controls combined with two stage burner modulation assure minimal temperature fluctuations inside the spray booth.

The Custom Aire **SIDE Downflo** spray booth is available in solid back and drive-thru configurations. It comes with full documentation and all accessories necessary to assemble a fully operational booth.

At AFC, quality and reliability are designed into our products. Our warranty is backed by our reputation.

AFC Finishing Systems
250 Airport Parkway
Oroville, CA 95965
Phone: 800 ▪ 331 ▪ 7744
FAX: 530 ▪ 533 ▪ 0179



SIDE Downflo Spray Booth by AFC

➤ *SDDP2414DT model
shown with optional
powder coating, windows
in drive door, and Quad
style doors.*



Side Downflo Specifications:

Filters

Prefilter: PF2050 with self-supporting frame.
Intake: AFC LAMINAR III full ceiling filter bank.
Exhaust: AFC paint arrestors.

Lights

Twelve 4' four tube T8 fluorescent fixtures complete with tubes and clear tempered glass.

Fans

Two 24" tubeaxial fans with non-sparking blades.

Motors

Two 2 hp. 208/230/460 v, 3 phase.

Power Requirements

Two circuits at 120v 15a for lighting and 30a, 208/230v, or 15a, 460

Airflow

14,000 CFM of filtered air.

Model Numbers

SDDP2412C: Solid Back
SDDP2412DT: Drive Thru

Construction

Walls

Eighteen gauge galvanized steel

Doors

Equipped with sturdy hinges and secured at both top and bottom with a cam-locking device to assure a complete seal.

Dimensions

Inside: 14'0" wide, 10'0" high, 24'0" deep
Outside: 16'4" wide, 11'10" high, 24'2" deep
Door openings: 10'0" wide, 8'0" high
Access door: 33" wide, 84" high

Included Accessories

- Twelve feet of exhaust stack, two roof jacks and two upflow caps with dampers to prevent back draft
- All filters, including intake filters and exhaust arrestors
- Manometer to monitor porosity of paint arrestors
- Painter's work station
- Door limit switches to shut off fans and air valve to prevent painting with door open (required by code)
- Painter's air valve (required by code)
- Hardware, blueprints and assembly instructions
- Door gaskets

Options *Consult factory for additional options.*

- Windows for drive-in doors
- Single phase motors
- Air Make-up systems

AFC Finishing Systems


250 Airport Parkway
Oroville, CA 95965

Phone: 800 ■ 331 ■ 7744

FAX: 530 ■ 533 ■ 0179



DELUXE Crossflo Spray Booth by AFC



➤ *The Deluxe Crossflo spray booth is available in three configurations. The Reversed Configuration is shown.*

The Custom Aire **DELUXE Crossflo** spray booth has been designed by AFC to meet the need for a quality booth which will provide the best possible trade-offs in price and performance. The **DELUXE Crossflo** booth does not require a pit or basement which results in a more economical installation. In addition, there are no side exhaust ducts, which gives a large work area inside the booth without excessive loss of floor space around the spray booth.

The **DELUXE Crossflo** spray booth introduces fresh filtered air evenly from end to end of the booth. The air flows smoothly along the sides of the vehicle and then is drawn away toward the opposite end of the booth. It then passes through the exhaust arrestors where the overspray is trapped and the air exhausted and dispersed.

The **DELUXE Crossflo** spray booth is available in three configurations. The **STANDARD** configuration has the intake filters located in the doors and the exhaust arrestors at the rear of the booth. The **REVERSED** configuration shown above has the intake filters at the rear of the booth and the exhaust arrestors to the sides of the drive-in doors. The **DRIVE-THRU** configuration has the exhaust arrestors to the sides of the solid doors on one end and the intake filters in the doors at the other end.

AFC has been producing superior spray booths for over 30 years. AFC carries a complete line of standard booths to supply any need and budget. In addition to utilizing the latest in materials and technology along with computer-aided design, AFC is able to produce custom booths to meet any requirement.

For increased thru-put, and also for use with newer spray paints and coatings, the custom aire deluxe crossflo spray booth is designed to be used with AFC heat systems. These systems have proven track records for reliability and efficiency on AFC booths. They are weatherproof so they can be mounted on either the roof of the booth or on the roof of the building, depending on individual needs and preferences.

At AFC, quality and reliability are designed into our products. Our warranty is backed by our reputation.

AFC Finishing Systems
250 Airport Parkway
Oroville, CA 95965
Phone: 800 ▪ 331 ▪ 7744
FAX: 530 ▪ 533 ▪ 0179



DELUXE Crossflo Spray Booth by AFC

➤ *Shown with optional
powder coating.*



Deluxe Crossflo Specifications

Filters

Intake: Custom tacky filter bank.
Exhaust: AFC paint arrestors.

Lights

4 foot, 4 tube T8 fluorescent fixtures complete with tubes and clear tempered glass:
2308 series: 8 fixtures
2712 series: 12 fixtures

Fan

One 34" tubeaxial fan with variable pitch, non-sparking blades.

Motor

3 hp. 208/230/460v, 3 phase.

Power Requirements

Two circuits 120v 15a for lighting and 30a, 208/230v, or 15a, 460v

Airflow

14,000 CFM of filtered air.

Dimensions

2308 series:

Inside: 15'0" wide, 9'10" high, 23'0" long
Outside: 16'4" wide, 10'0" high, 23'2" long
Door openings: 10'0" wide, 9'0" high
Access door: 3'0" wide, 6'6" high

2712 series:

Inside: 15'0" wide, 9'10" high, 27'0" long
Outside: 16'4" wide, 10'0" high, 27'2" long
Door Openings: 10'0" wide, 9'0" high
Access door: 3'0" wide, 6'6" high

Model Numbers

Reversed Aire Flo

ECFARA2308: 23' long
ECFARA2712: 27' long

Drive-Thru Models

ECFASD2308: 23' long
ECFASD2712: 27' long

Standard Aire Flo

ECFASA2308: 23' long
ECFASA2712: 27' long

Construction

Walls

Eighteen gauge galvanized steel

Doors

Equipped with sturdy hinges and secured at both top and bottom with a locking device to assure a complete seal.

Included Accessories

- Six feet of exhaust stack, roof jack and upflow cap
- All filters and paint arrestors
- Manometer to monitor porosity of paint arrestors
- Painter's work station
- Door limit switches to shut off fan and air valve to prevent painting with door open (required by code)
- Painter's air valve (required by code)
- Hardware, blueprints and assembly instructions
- Door gaskets

Options *Consult factory for additional options.*

- Single Phase Motors.
- Air Make-up systems.
- Windows for drive in doors.

AFC Finishing Systems

250 Airport Parkway
Oroville, CA 95965

Phone: 800 ▪ 331 ▪ 7744

FAX: 530 ▪ 533 ▪ 0179



ECONOMY Crossflo Spray Booth by AFC

► *This booth provides many quality components at an affordable price.*



The Custom Aire **ECONOMY Crossflo** spray booth by AFC provides the greatest economy in a full size booth. This booth features standard air flow (filters in the doors and exhaust at the rear of the booth) and is built using the same components of our top-of-the-line booths to maintain many of the features of a costlier booth without compromising quality or reliability.

The air in the booth is swept clean by a 34 inch diameter fan driven by a 3 hp. motor which produces an exhaust capacity of 14,000 cfm. Eight fluorescent light fixtures provide even, shadowless lighting throughout the booth.

Built to AFC standards, this booth will provide years of trouble free service at an economical price. The booth can be installed easily, following AFC installation instructions.

Model Number

ECFASLC2608

Dimensions

Inside: 15'0" wide, 9'10" high, 24'0" deep
Outside: 16'0" wide, 10'0" high, 26'2" deep
Door: 10'0" wide, 9'0" high

Features Include

- One 34" diameter tube axial fan with variable pitch non-sparking blades
- 3 hp. open type motor for operation on 208/230/460 VAC, 60 hz., 3 phase
- All supply filters and paint arrestors
- Eight 4 tube T8 fluorescent fixtures with clear tempered glass
- 3'0" x 6'6" personnel access door
- Manometer to monitor porosity of arrestors
- Installation hardware, caulking, and door gaskets
- Blueprints and assembly instructions

Exhaust stack, air valve and limit switches are not included and must be ordered separately.

AFC Finishing Systems

250 Airport Parkway
Oroville, CA 95965

Phone: 800 ■ 331 ■ 7744

FAX: 530 ■ 533 ■ 0179



MINI Crossflo Spray Booth by AFC



► *Uncompromised quality in an economical booth for those with smaller workloads. Shown with eight light option.*

▼ *Shown with optional powder coating.*



To meet the demand for an economical spray booth that still provides a complete paint facility, AFC has designed the **MINI Crossflo** spray booth. This booth features standard air flow (filters in the doors and exhaust at the rear of the booth) and retains the most important features of a costlier booth without compromising quality and reliability. The conservative design uses a fan and motor capable of moving 12,000 CFM through the booth.

Built to AFC standards, this booth will provide years of trouble free service for installations where budget and workload will not justify a greater expenditure. It can be installed easily, following AFC installation instructions. Call the factory for further information and pricing.

Model Number

ECFAMB2206

Dimensions

Inside: 14'0" wide, 8'0" high, 20'0" deep
Outside: 15'0" wide, 8'10" high, 22'2" deep
Door: 10'0" wide, 8'0" high

Features Include

- One 34" diameter tubeaxial fan with variable pitch non-sparking blade
- 2 hp. open type motor for operation on 208/230/460 VAC, 60 hz., 3 phase
- All supply filters and paint arrestors
- Six 4 tube T8 fluorescent light fixtures with clear tempered glass
- 3'0" x 7'0" personnel access door
- Manometer to monitor porosity of filters
- Installation hardware, caulking, and door gaskets
- Blueprints and assembly instructions

Due to individual requirements, exhaust stack, air valve and limit switches are not included and must be ordered separately.

AFC Finishing Systems

250 Airport Parkway
Oroville, CA 95965

Phone: 800 • 331 • 7744

FAX: 530 • 533 • 0179



DOUBLE ROW Downflo TRUCK Spray Booth by AFC



The Custom Aire **DOUBLE ROW Downflo Truck** spray booth provides a complete painting facility for trucks based on the same engineering principles as our downflo auto booth. Filtered air is introduced evenly over the ceiling of the booth and is drawn smoothly down the sides of the truck and through the double row grating in the floor of the booth. The overspray is trapped in the exhaust arrestors located in the floor and the remaining air and vapors are exhausted into the atmosphere.

The pit is designed to provide maximum air flow in the booth and is covered with two rows of grating, one on each side of the vehicle. Constructed of 18 gauge galvanized steel, the booth is easily assembled by following the AFC supplied instructions and blueprints.

The Custom Aire **DOUBLE ROW Downflo Truck** spray booth comes in two standard models and is also available in custom sizes to fit specialized needs. Consult the factory for further information and pricing.

Standard Model

DTPDF4426

Drive-Thru Model

DTPDFDT4426

Dimensions for all Models

Inside: 16'0" wide, 16'0" high, 44'0" long
Outside: 17'4" wide, 18'2" high, 44'4" long
Door: 11'0" wide, 14'0" high

Features Include

- Two 34 inch diameter tubeaxial exhaust fans with variable pitch non-sparking blades
- Two 3 hp. open type motors for use on 208/230/460 VAC, 60 hz, 3 phase
- One complete set of Laminar III ceiling filters and one set of floor paint arrestors
- 42 feet of exhaust stack, 2 roof jacks, 2 upflow caps
- 3'0" x 7'0" personnel access door with observation window
- Twenty-six 4 tube T8 fluorescent light fixtures complete with clear tempered glass and tubes
- Door limit switches and air valve
- Painter's work station
- Manometer to measure porosity of filters

AFC Finishing Systems

250 Airport Parkway

Oroville, CA 95965

Phone: 800 • 331 • 7744

FAX: 530 • 533 • 0179



SIDE Downflo TRUCK Spray Booth by AFC



The Custom Aire **SIDE Downflo TRUCK** spray booth provides a complete painting facility for trucks, based on the same engineering principles as our side downflo auto booth. Filtered air is introduced evenly over the ceiling of the booth and is drawn smoothly down the sides of the truck and through the sides of the booth near the floor. The overspray is trapped in the exhaust arrestors and the remaining air and vapors exhausted to the atmosphere.

The booth utilizes the existing floor of the building without any modification. Constructed of 18 gauge galvanized steel, the booth is easily assembled by following AFC supplied instructions and blueprints.

The **SIDE Downflo TRUCK** spray booth comes in two standard models and is also available in custom sizes to fit specialized needs. Consult the factory for further information.

Standard Model

DTSD4424

Drive-Thru Model

DTSDDT4424

Dimensions for all Models

Inside: 16'0" wide, 16'0" high, 44'0" deep
Outside: 18'4" wide, 18'2" high, 44'4" deep
Door: 11'0" wide, 14'0" high

Features Include

- Four 24 inch diameter tubeaxial exhaust fans with non-sparking blades
- Four 2 hp. open type motors for use on 208/230/460 VAC, 60 Hz., 3 phase
- One complete set of LAMINAR III ceiling filters and one set of paint arrestors
- 24 feet of exhaust stack, 4 roof jacks, 4 upflow caps
- Two 3'0" x 7'0" personnel access doors with observation windows
- 24 Four tube T8 fluorescent light fixtures complete with clear tempered glass and tubes
- Door limit switches and air valve
- Painter's work station
- Manometer to measure porosity of paint arrestors

AFC Finishing Systems

250 Airport Parkway

Oroville, CA 95965

Phone: 800 ■ 331 ■ 7744

FAX: 530 ■ 533 ■ 0179



Crossflo TRUCK Spray Booth by AFC



► This complete booth is offered in three different variations to suit your needs.

The Custom Aire **Crossflo TRUCK** spray booth provides a complete truck painting facility with a choice of three models: STANDARD Air Flo, REVERSED Air Flo, and DRIVE-THRU. These booths are constructed of eighteen gauge galvanized steel and are easily assembled following AFC instructions. The exhaust fan is capable of maintaining an air flow rate of 23,000 CFM through the booth.

Dimensions for all Models

Inside: 16'0" wide, 15'4" high
Outside: 17'4" wide, 15'8" high
Doors: 11'0" wide, 14'0" high

Reversed Aire Flo Models

ECFTRA4024: 40'0" inside, 40'2" outside, 24 light fixtures
ECFTRA6036: 60'0" inside, 60'2" outside, 36 light fixtures

Drive-Thru Models

ECFTSD4024: 40'0" inside, 40'2" outside, 24 light fixtures
ECFTSD6036: 60'0" inside, 60'2" outside, 36 light fixtures

Standard Aire Flo Models

ECFTSA4024: 40'0" inside, 40'2" outside, 24 light fixtures
ECFTSA6036: 60'0" inside, 60'2" outside, 36 light fixtures

Features Include

- One 42 inch diameter tubeaxial exhaust fan with non-sparking blades
- 5 hp. open type motor for use on 208/230/460 VAC, 60 hz., 3 phase
- One set of *Custom Tacky* air supply filters and one set of exhaust arrestors
- 4 tube T8 fluorescent light fixtures complete with clear tempered glass and tubes
- 3'0" x 7'0" personnel access door with observation window
- Six feet of exhaust stack, roof jack, and upflow cap
- Door limit switches and air valve
- Painter's work station
- Manometer
- Installation hardware, caulking and door gasket
- Blueprints and assembly instructions

Custom designs and various options are available. Contact the factory for further information and pricing.

AFC Finishing Systems

250 Airport Parkway


Oroville, CA 95965

Phone: 800 ■ 331 ■ 7744

FAX: 530 ■ 533 ■ 0179



AUTO and TRUCK Crossflo Spray Booth by AFC



The Custom Aire **AUTO/TRUCK CROSSFLO** spray booth provides a complete automotive and truck painting facility with a choice of three models: REVERSED Aire Flo, DRIVE-THRU, and STANDARD Aire Flo. The booth is constructed of Eighteen gauge galvanized steel and is easily assembled following AFC instructions. The exhaust fan is capable of maintaining an air flow rate of 16,400 CFM through the booth.

Dimensions for all Models

Inside: 15'0" wide, 11'4" high
Outside: 16'4" wide, 12'0" high
Doors: 10'0" wide, 10'6" high

Reversed Aire Flo Model

ECFCRA3318: 33'0" inside, 33'2" outside, 18 light fixtures

Drive-Thru Model

ECFCSD3318: 33'0" inside, 33'2" outside, 18 light fixtures

Standard Aire Flo Model

ECFCSA3418: 32'0" inside, 34'2" outside, 18 light fixtures

Features Include

- One 34 inch diameter tubeaxial exhaust fan with variable pitch non-sparking blades
- 5 hp. open type motor for use on 208/230/460 VAC, 60 hz., 3 phase
- One set of *Custom Tacky* air supply filters and one set of exhaust arrestors
- Four tube T8 fluorescent light fixtures complete with tubes and clear tempered glass
- 3'0" x 7'0" personnel access door with observation window
- Six feet of exhaust stack, roof jack, and weather cap
- Door limit switches and air valve
- Painter's work station
- Manometer to monitor porosity of paint arrestors
- Installation hardware, caulking and door gasket
- Blueprints and assembly instructions

AFC Finishing Systems

250 Airport Parkway

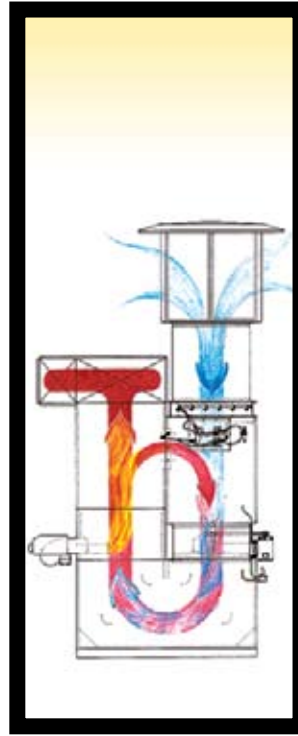
Oroville, CA 95965

Phone: 800 • 331 • 7744

FAX: 530 • 533 • 0179



DFM800R Air Make-up System by AFC



➤ *This weather proof unit can be mounted on the roof of the booth or the building. Shown with optional powder coating.*

▼ *Digital Control Panel included.*



The **DFM800R** is a direct fired air make-up system designed for use on automotive spray booths. Firing the heater directly into the air stream results in 98% efficiency, providing a rapid temperature rise in the spray booth.

Temperature stability is achieved by use of a two stage burner. When the booth thermostat first signals for heat, the burner initially fires at the full 1,075,000 BTU/hr until the required temperature is reached, at which time it drops to LO fire, approximately 60% of maximum. The temperature is then maintained by cycling between HI fire and LO fire. This bi-level heat system prevents shut-off of the burner which could allow cold air to be pumped into the booth.

In order to achieve a higher temperature rise during the Cure cycle, a percentage of the incoming air is routed back past the burner before entering the booth. This proprietary process allows the temperature rise to take place much faster. This technique enables the DFM800R to achieve a temperature rise of 160 degrees F. over an outside ambient temperature of 0 degrees F.

However, the integrity of the system is maintained by superheating only the clean air entering the booth. Competitive designs recycle a portion of the air removed from the booth which contains dirt and solvents. This results in hazing or die-back of the finish and requires cutting and buffing to achieve a good finish. By using only fresh air in our superheating process, AFC has eliminated or minimized this extra work.

Air is exhausted from the booth during the Paint cycle at 14,000 to 18,000 CFM, depending on user requirements, which effectively removes overspray from the booth. During the Cure cycle, the air movement is reduced to 50% of the volume of the Paint cycle for greater heating economy.

It is constructed of 18 gauge galvanized steel for strength and durability and is weatherproof so it can be mounted on the roof. It is also adaptable for use on the REVERSED Aire Flo booth as well as custom installation on other booths. For truck booths, where a greater volume of air is involved, AFC also supplies the DFM2000 with a 2 million BTU/hr. burner.

Features Include

- 1,075,000 BTU/hr direct fired natural gas furnace with ETL listed burner and control
- One 34 inch air supply fan with variable pitch non-sparking blade and 5 Hp open type motor for use on 208/230/460 VAC, 3 phase
- Two thermostats, prefilter, installation hardware, blue prints and instructions
- Automated control panel

AFC Finishing Systems

250 Airport Parkway

Oroville, CA 95965

Phone: 800 • 331 • 7744

FAX: 530 • 533 • 0179



AFC700 Control Panels for Air Make-up Systems by AFC



AFC 700D Panel

The **AFC700** is a fully automated control panel designed for use with AFC air make-up systems, but is completely adaptable to other systems as well. It is housed in a rugged NEMA 12 enclosure and uses only industrial rated components.

With only a single switch to manipulate, the **AFC700** is simplicity itself. First, the desired paint temperature is set. The drying cycle has three separate controls for maximum flexibility. The temperatures and times are set for the flash, cure, and cool down required for the paints and coatings being used. These times are generally determined by using the paint manufacturer's recommendation.

When ready to begin, the selector switch is rotated to the **PAINT** position which starts the heater in the make-up system along with the exhaust fans. When painting is completed the selector switch is rotated to the **Drying** position. The air make-up and exhaust systems will then be automatically sequenced through the paint drying cycles without further operator intervention.

Output of the **AFC700** uses relay contacts for reliability and ease of repair in the field. The unit is designed to be used with a two-stage burner. Initial demand is for HI fire and when the desired temperature is reached, the control switches to LO fire. Cycling between HI and LO fire maintains the temperature stability in the booth without the possibility of cold air being introduced because the burner has to be shut down.



AFC 700TS Panel

The booth temperature is constantly monitored and indicated by a digital thermometer. Other panel lights indicate the actions of the control panel as it goes through its cycle. An elapsed time indicator shows the total number of hours of operation of the booth as a guide to maintenance.

Options include Digital Temperature Controllers and touch screen as shown above, which enhance the stability of the temperature in the booth. Other options are available. Call AFC for more information.

AFC control panels are ETL listed and manufactured to conform to all national codes, including National Fire Protection Association standards (NFPA-33), BOCA, and also comply with the Occupational Safety and Health Act (OSHA).

AFC Finishing Systems

250 Airport Parkway

Oroville, CA 95965

Phone: 800 • 331 • 7744

FAX: 530 • 533 • 0179



AMS1000 Air Make-Up System by AFC



➤ *This weather proof unit can be mounted on the roof of the booth or the building.*



The **AMS1000** is a direct fired air make-up system designed for use on automotive spray booths. Firing the heater directly into the air stream results in almost 100% efficiency, providing a rapid temperature rise in the booth. This technique enables the **AMS1000** to achieve a temperature rise of 80 degrees F. over an outside ambient temperature of 0 degrees F. The **AMS1000C**, with a two speed motor, achieves a temperature rise of 140 degrees.

Temperature stability is achieved by use of a two stage burner. When the booth thermostat first signals for heat, the burner initially fires at the full 1,075,000 BTU/hr until the required temperature is reached, at which time it drops to LO fire, approximately 60% of maximum. The temperature is then maintained by cycling between HI fire and LO fire. This bi-level heat system prevents shut-off of the burner which could allow cold air to be pumped into the booth.

Air is introduced into the booth during the Paint cycle at 14,000 to 18,000 CFM, depending on your requirements, which effectively removes overspray from the booth. During the Drying cycle, the exhaust fans are shut off which provides an increase in booth temperature and the positive pressure in the booth keeps dust and dirt out.

The **AMS1000** comes complete with a ETL listed 1,075,000 BTU/hr direct fired natural gas furnace and control, prefilter, one thermostat, one 34 inch air supply fan with variable pitch non-sparking blades and 3 hp. open type motor for use on 208/230/460 VAC, 60 hz, 3 phase. The **AMS1000**

is constructed of 18 GA galvanized steel for strength and durability, designed to be weather proof and comes factory tested and pre-wired to an external disconnect and terminal box.

The **AMS1000** can be mounted on the booth or shop roof and is adaptable for use on the CUSTOM AIRE REVERSED AIRE FLO booth, as well as custom installation on many other booths. Other options are available.

For truck installations, where a greater volume of air is involved, AFC supplies the AMS2000, with a 2 million BTU/hr burner. Consult the factory for further information and pricing.

The **AMS1000** air make-up system is ETL listed and manufactured to conform to all national codes, including National Fire Protection Association standards (NFPA-33), BOCA, and also comply with the Occupational Safety and Health Act (OSHA).

AFC Finishing Systems

250 Airport Parkway

Oroville, CA 95965

Phone: 800 • 331 • 7744

FAX: 530 • 533 • 0179



Paint Mixing Rooms by AFC



➤ *Shown as optional
double-walled model with
powder coating.*

The custom aire paint mixing room provides the ideal environment for storing, mixing and matching paint. The room is furnished with color corrected fluorescent lighting fixtures for ease in color matching of the paints. The room is constructed from 18 gauge galvanized steel.

The custom aire paint mixing room is available in custom sizing and configurations. Options include double walls and powder coating. Consult the factory for further assistance and pricing.

Model Number

SMR1204

Dimensions

8'0" wide, 8'0" high, 12'0" Long

Features Include

- One 12 inch diameter exhaust fan with non-sparking blades
- One-half hp. open type motor for use on 115/230 VAC, 60 hz., 1 phase

- Four 4 tube T8 fluorescent light fixtures complete with color corrected tubes and clear tempered glass
- 3'0" x 7'0" personnel access door with observation window
- 30" x 6'0" paint mixing bench
- Five paint storage shelves, 18" deep x 9' long
- Six feet of 12 inch stack, roof jack and upflow cap
- UL listed fused link vent louver

AFC products are manufactured to conform to all national codes, including National Fire Protection Association standards (nfpa- 33), boca, and also comply with the Occupational Safety and Health Act (OSHA).

AFC Finishing Systems

250 Airport Parkway
Oroville, CA 95965

Phone: 800 ▪ 331 ▪ 7744

FAX: 530 ▪ 533 ▪ 0179



Work Stations by AFC



➤ *Workstation shown with optional curtains, lights and powder coating.*

➤ *See back cover for another Workstation photo.*

Custom Aire Work Stations by AFC provide an excellent method for controlling dust from spreading through the shop while the vehicles are being prepared for painting. Air is drawn down the sides of the vehicle, carrying dust and debris away from the face of the operator providing a safer work environment. It then passes through the grating in the floor where it is trapped in the exhaust filters.

The air is then routed in one of two ways. During cold weather, the exhaust damper is closed and the air circulated into an overhead plenum where it passes through the air supply filters and back over the vehicle. This method prevents loss of heated shop air, providing cost savings. During warm weather, The damper is opened and the air removed from the base is exhausted to the outside.

The custom Aire **Work Station** is fabricated from 18 gauge galvanized steel and is designed to be used with either a raised floor or with a pit or basement.

Features Include

- One 34 inch tubeaxial fan with variable pitch non-sparking blade
- Three hp. open type drip proof motor for use at 208/230/460 VAC, 60 hz., 3 phase
- All filters, paint arrestors and grids
- Installation hardware, blueprints, and assembly instructions

- Options include lights, curtains and powder coating. Custom configurations are available by contacting the factory.

Dimensions

For raised floor installation:

Model Number

AWS2400

14'0" wide, 12'6" high, 24'0" deep

For in-floor installation (pit):

Model Number

AWS2402

14'0" wide, 10'6" high, 24'0" deep

AFC Finishing Systems

250 Airport Parkway

Oroville, CA 95965

Phone: 800 ■ 331 ■ 7744

FAX: 530 ■ 533 ■ 0179



Prep Benches by AFC



➤ Powder coating,
sprinklers and lights are
optional.



The **PB100** Series Custom Aire **PREP BENCHES** offer a cost effective alternative to our AFC work stations. They provide a lower cost way to have excellent dust control without compromise in quality or efficiency.

These prep benches achieve their effectiveness by utilizing a three-stage recirculating filtering process. The filtered air flows from the overhead plenum across the vehicle being prepared, and is drawn through the arrestors in the base of the exhaust stack, where the dust and debris from the prepping operation are trapped. A second set of filters then removes further particulate before the air is dispersed.

Following this two stage filtering process, the air can be returned to the shop by proper setting of the damper system, thereby preventing loss of shop heat in cool weather. This air is sent through the overhead plenum and filtered a third time before it returns to the finishing area. The alternate setting of the damper allows the air to be exhausted to the atmosphere.

The **PB100** Series Custom Aire **PREP BENCHES** are fabricated from 18 gauge galvanized steel on a 1 inch tubular steel chassis. The air is moved by a 34 inch diameter tubeaxial fan with variable pitch, non-sparking blades at an airflow rate of 14,000 CFM. Service of the filters can be done from the front, with easy access to the secondary filtration area through two large self-closing doors. Options include powder coating, curtains, and lights.

Dimensions

Model Number

PB100: 10'0" Wide, 13'4" High, 15'8" Deep

AFC Finishing Systems

250 Airport Parkway
Oroville, CA 95965

Phone: 800 ▪ 331 ▪ 7744

FAX: 530 ▪ 533 ▪ 0179



Floor Filter Booths by AFC



➤ Due to individual requirements, exhaust stack, lighting fixtures and powder coating are not included and must be ordered separately.



Model Number	Inside Dimensions			Outside Dimensions			Filter Cells 20 x 20	Exhaust Fan Diameter	Motor Hp.	Optional Light Fixtures
	Width	Height	Depth	Width	Height	Depth				
8 Feet High: 125 FPM minimum face velocity										
EIBF68	6'	8'	6'	6'4"	8'2"	8'2"	12	24"	2	1
EIBF88	8'	8'	6'	8'4"	8'2"	8'2"	16	24"	2	1
EIBF108	10'	8'	6'	10'4"	8'2"	8'2"	24	24"	3	2
EIBF128	12'	8'	6'	12'4"	8'2"	8'2"	28	34"	2	2
EIBF148	14'	8'	6'	14'8"	8'6"	8'2"	32	34"	3	2
EIBF168	16'	8'	8'	17'0"	8'6"	10'2"	36	34"	3	4
EIBF188	18'	8'	8'	19'0"	8'8"	10'2"	40	34"	5	4
EIBF208	20'	8'	8'	21'0"	8'8"	10'2"	48	42"	5	4
10 Feet High: 125 FPM minimum face velocity										
EIBF1010	10'	10'	6'	10'4"	10'2"	8'2"	25	34"	2	2
EIBF1210	12'	10'	6'	12'4"	10'2"	8'2"	35	34"	3	3
EIBF1410	14'	10'	6'	15'0"	10'6"	8'2"	40	34"	5	4
EIBF1610	16'	10'	8'	17'0"	10'6"	10'2"	45	42"	5	5
EIBF1810	18'	10'	8'	19'0"	10'8"	10'2"	50	42"	5	6
EIBF2010	20'	10'	8'	21'0"	10'8"	10'2"	60	42"	7 1/2	6

Features Include

- Exhaust fan with non-sparking blades
- Open type motor for use on 208/230/460 VAC, 60 hz., 3 phase
- All paint arrestors and grids
- Manometer to monitor porosity of arrestors
- Installation hardware, blueprints, and assembly instructions
- Painter's air valve

AFC Finishing Systems

250 Airport Parkway

Oroville, CA 95965

Phone: 800 ■ 331 ■ 7744

FAX: 530 ■ 533 ■ 0179

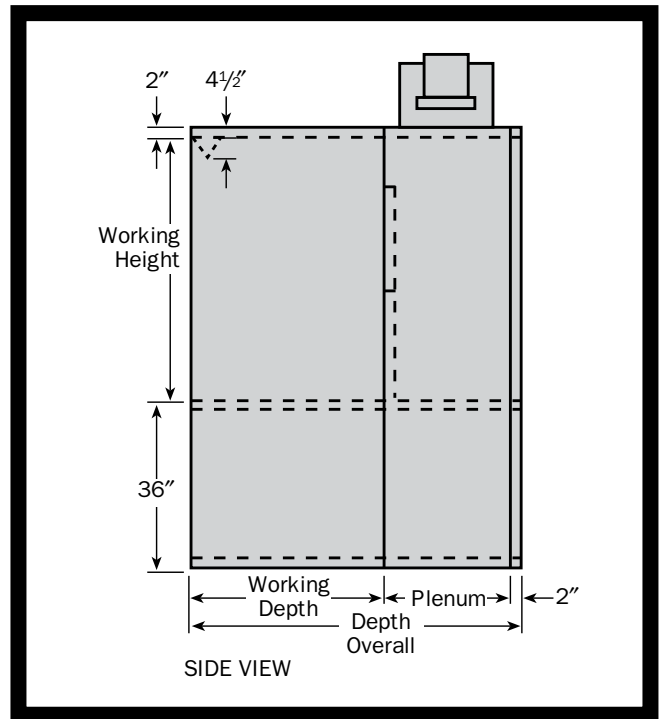


Bench Filter Booths by AFC



Features Include

- Exhaust fan with non-sparking blades
- Open type motor, 208/230/460 VAC, 60 Hz., 3 phase
- Paint arrestors and grids
- Manometer to monitor porosity of arrestors
- Painter's air valve
- All installation hardware
- Blueprints and assembly instructions



Model Numbers	Inside Work Dimensions			Depth Overall	Filter Cells 20 x 20	Exhaust Fan Diameter	Motor Hp.	CFM @ 1/4" S.P.
	Width	Height	Depth					
EIBBF46	4'0"	6'6"	2'0"	4'2"	4	18"	1/2	3,300
EIBBF66	6'0"	6'6"	4'0"	6'2"	6	18"	3/4	3,750
EIBBF86	8'0"	6'6"	4'0"	6'2"	8	24"	1	6,600
EIBBF106	10'0"	6'6"	4'0"	6'2"	10	24"	2	6,900
EIBBF48	4'0"	8'0"	2'0"	4'2"	6	18"	1/2	3,450
EIBBF68	6'0"	8'0"	4'0"	6'2"	9	24"	3/4	4,500
EIBBF88	8'0"	8'0"	4'0"	6'2"	12	24"	1	6,900
EIBBF108	10'0"	8'0"	4'0"	6'2"	15	24"	2	7,500

Due to individual requirements, exhaust stack and light fixtures are not included and must be ordered separately. Custom configurations and other options are available.

Call the factory for further information and prices.

AFC Finishing Systems

250 Airport Parkway


Oroville, CA 95965

Phone: 800 • 331 • 7744

FAX: 530 • 533 • 0179



Exhaust Bench by AFC



The Custom Aire **EXHAUST BENCH** by AFC features a sturdy workbench combined with a built-in exhaust system for controlling and removing contaminants from the work area. The top of the workbench is fabricated from 14 gauge galvanized steel to provide a solid work surface. The front of the exhaust bench is comprised almost entirely of a large filter bank to achieve maximum filtration of the area. The exhaust fan is sized to provide the most effective air flow through the system.

Easily assembled by following the instructions supplied, the Custom Aire **EXHAUST BENCH** comes in two standard sizes, but can be manufactured to fulfill any individual requirements. Consult the factory for further information and pricing.

Dimensions

Model Numbers

EB1026: 10'0" wide, 3'0" high, 26" deep

EB1526: 15'0" wide, 3'0" high, 26" deep

Features Include

- One 24 inch tubeaxial fan with non-sparking blades
- Two hp. open type motor for use at 208/230/460 VAC, 60 hz., 3 phase
- Fourteen gauge galvanized workbench top
- Eighteen gauge galvanized sides and plenum
- 20" x 25" exhaust filters and holding grids

Due to the requirements of individual installations, exhaust stack is not included and must be ordered separately.

Options include explosion proof motors and totally enclosed motors. Consult the factory.

AFC Finishing Systems

250 Airport Parkway

Oroville, CA 95965

Phone: 800 ■ 331 ■ 7744

FAX: 530 ■ 533 ■ 0179



Exhaust Chamber by AFC



➤ A variety of options are available to allow for custom installation.

Model No.	Style	Width	Height	Depth	Opening	Fan Dia	Motor Hp.	Exhaust Capacity
ASC1510	Auto	15'4"	10'0"	3'0"	11'0" x 9'0"	34"	3hp.	14,000 CFM
CSC1512	Auto/Truck	15'4"	12'0"	3'0"	11'0" x 10'6"	34"	5hp.	16,400 CFM
TSC1515	Truck	16'4"	15'8"	4'0"	12'0" x 14'0"	42"	5hp.	23,000 CFM

Custom Aire **EXHAUST CHAMBERS** by AFC give you the ability to convert part of your shop or factory into a spray area while controlling the overspray and solvents in the air. These exhaust chambers are designed to have correct orientation of the exhaust filter cells to promote uniform air movement through the cross section of the paint spraying area. Conservative design of the fan and motor assure that the air flow will be adequate. The standard unit comes with a solid back wall.

Options include

- Doors in back wall
- Explosion proof or totally enclosed motors

Custom Aire **EXHAUST CHAMBERS** are fabricated from 18 gauge galvanized steel and are easily assembled following AFC assembly instructions.

Features Include

- Tubeaxial fans with non-sparking blades
- Open type drip proof motor for use at 208/230/460 VAC, 60 hz., 3 phase
- All paint arrestors and grids
- Manometer to monitor porosity of paint arrestors
- Six feet of exhaust stack, roof jack and upflow cap
- Installation hardware, blueprints, and assembly instructions

Consult the factory for further information and pricing.

AFC Finishing Systems

250 Airport Parkway

Oroville, CA 95965

Phone: 800 ▪ 331 ▪ 7744

FAX: 530 ▪ 533 ▪ 0179



Drying Enclosures by AFC



➤ **Adding a Drying Enclosure to your facility will greatly increase the efficiency of your production.**

Custom Aire Drying Enclosures are designed to improve the efficiency of your spray booth by enabling greater utilization of the booth itself. After the vehicle has been sprayed, it is moved into the **Drying Enclosure** where drying is carried on by the optional AFC Quartz Infrared Curing System or a gas fired Air Make-up System such as the AMS-1000. The spray booth is immediately available to begin work on the next automobile. The rate of production can be significantly increased by this system.

The **Drying Enclosure** is fabricated from 18 gauge galvanized steel. Custom sizing, double wall, downflow, and insulated models are available. Call the factory for assistance and pricing.

Drying Enclosure – Standard Model

Model Number

ECFDE2401

Dimensions

Inside: 15'0" wide, 9'10" high, 24'0" deep

Outside: 15'4" wide, 10'0" high, 24'2" deep

Door Openings: 9'0" high, 10'0" wide

Included Accessories

- One 18 inch diameter purge fan with non-sparking blades
- One-half hp. open type motor for use on 208/230/460 VAC, 60 hz., 3 phase
- One 4 tube T8 fluorescent light fixture complete with tubes and clear tempered glass
- 3'0" x 7'0" personnel access door with observation window
- One set of intake filters
- Six feet of exhaust stack, roof jack and upflow cap

AFC Finishing Systems

250 Airport Parkway

Oroville, CA 95965

Phone: 800 ▪ 331 ▪ 7744

FAX: 530 ▪ 533 ▪ 0179




Spray Booth Doors by AFC



Quadraft Style Doors

The **QUADRAFT Style Doors** are designed to provide doors that are effective in sealing the opening while at the same time making an attractive and functional appearance. Four large windows provide for viewing and monitoring the operations inside the spray booth. The bi-fold feature requires less clearance in front of the booth, and is used as an entry door to the booth. Large, heavy-duty chrome plated hinges provide support for the doors. An exclusive pressure-type locking device using ball bearing rollers assures a complete seal around the doors. The AFC **QUADRAFT Style Doors** are fabricated of 18 gauge galvanized steel and options include powder coating.


AFC spray booth **FILTER DOORS** and **SOLID DOORS** are constructed of 18 gauge galvanized sheet steel and are welded with box-type construction to eliminate torsion. The use of three or more hinges on each door assures positive gasket compression at the door jamb. An exclusive pressure-type locking device using ball bearing rollers assures a complete seal around the doors. The threshold is a removable tie bar unit that seals the doors from inside the booth, eliminating any need for rubber flaps.



Filter Doors

Spray booth **FILTER DOORS** are used in a cross flow application. These **FILTER DOORS** enable the operator to seal the working area against dirt and contamination during the spraying operation. Each door is fitted with High Velocity Custom Tacky blanket filters to allow dust-free air into the booth. Consult the factory for custom sizes and prices.

Spray Booth Doors FD = Filter Doors SD = Solid Doors	Door Frame Outside		Clear Door Opening	
	Width	Height	Width	Height
Auto FD (SD) 109	10'0"	9'0"	9'9"	8'10"
Auto/Truck FD (SD) 1010	10'0"	10'6"	9'9"	10'4"
Truck FD (SD) 1014	10'0"	14'0"	9'9"	13'10"



Solid Doors

Spray booth **SOLID DOORS** are used in most down flow applications and in some pressurized cross flow applications. Each door is equipped with gasket material to seal the work area against dirt and contamination during the spraying operation. Consult the factory for custom sizes and prices.

AFC Finishing Systems
250 Airport Parkway
Oroville, CA 95965
Phone: 800 • 331 • 7744
FAX: 530 • 533 • 0179



Powder Coating Products and Accessories by AFC




Powder Coated Cartridge Booth



Pocket Filter Booth



Electrostatic Powder Applicator



Complete Filter Line

➤ *AFC provides continual updating on the latest advances and new technology.*

Enclosures and Application Equipment

AFC is a fully integrated "Design-Build-Install" systems group. Whether your need is for a continuous or batch system, AFC can assist you every step of the way.

Custom sizes are welcomed for all powder booths and spray enclosures. These powder booths can be ordered as an open faced or fully enclosed system, and come in either a galvanized or powder coated finish. AFC stocks a complete line of filters for powder booths, as well as replacement parts for your application equipment.

New application equipment is only an order away and can be ordered separately or as a complete package. Manual or automatic feed application systems are available.

AFC Finishing Systems

250 Airport Parkway

Oroville, CA 95965

Phone: 800 ▪ 331 ▪ 7744

FAX: 530 ▪ 533 ▪ 0179



Automated Curing Ovens by AFC



Aluminized Oven Interior



Construction Features

The aluminized steel interior and powder coated exterior yield a beautiful piece of equipment. Utilizing nine pounds per cubic foot mineral wool insulation and 4" interlocking wall panels, each oven is built with safety and durability in mind. Modulating Powerflame burners are coupled with heavy duty, high temperature, recirculating blowers for many hours of trouble free production. Each oven features double doors with high temperature gaskets, heavy duty ball bearing hinges, and pressure release latches.

Safety Features

AFC's totally integrated control systems ensure safe operation by utilizing industrial quality electronic components. These components control the exhaust fan, purge cycle, oven temperature, and gas pressure.

Optional Equipment

Double doors at both ends, or conveyor openings, may be ordered to accommodate production flow.



Standard Features

AFC ovens are pre-assembled and factory calibrated, which ensures minimum installation and uniform temperature throughout the oven. Every oven features an E.T.L. listed control panel with digital controllers for accurate temperature control. All ovens are built to NFPA 86 standards and comply with OSHA requirements and national electric codes. Custom sizes and applications are always welcomed at AFC. Floors are constructed from 1/4" steel plate and are provided with cart/track wheel slots and floor ducts.

AFC Finishing Systems

250 Airport Parkway
Oroville, CA 95965

Phone: 800 • 331 • 7744


FAX: 530 • 533 • 0179



Accessories for Spray Booths by AFC

AFC 180

Painter's work station with spray gun rack and folding shelf. Includes brackets for cleaning brush, wrench, and paint strainer. The shelf folds out of the way when not being used.




AFC 280

Magnetic air valve: Electrically operated solenoid air valve used to turn off booth air when exhaust unit is inoperable or any door is open



Heavy Duty Door Latches

AFC 2P for access doors
AFC 3P for drive-in doors



AFC 250

Manometer: used to indicate the porosity of the paint arrestors to give visual indication of when they should be replaced. Required by code.



AFC 290

Door limit switch: controls the magnetic air valve when doors are opened and closed.

AFC Finishing Systems

250 Airport Parkway
Oroville, CA 95965

Phone: 800 • 331 • 7744

FAX: 530 • 533 • 0179



You Can Count on AFC's Booths to be Efficient and Economical to Operate Which Saves You Money

AFC Spray Booths have earned the reputation for outstanding lighting and impeccable quality.



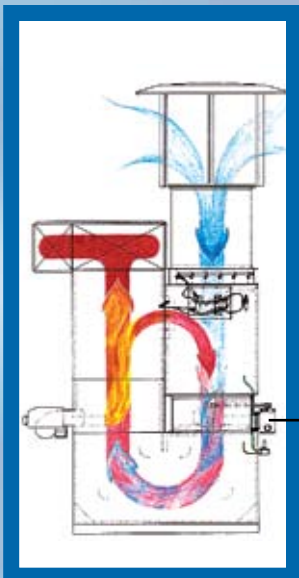
Inside view of Quadraft

Call AFC Toll Free:
800 ■ 331 ■ 7744

All AFC Air Make-up System Control Panels are ETL listed.



Touch Screen Control Panel



Air Make-up



Eurostyle Spray Booth

AFC Offers You More Than Just Spray Booths:

- Work Stations
- Air Make-Up Systems
- Drying Enclosures
- Floor and Bench Booths
- Mixing Rooms
- Clean Entry Rooms
- Powder Coating Booths and Curing Ovens



AFC Finishing Systems

**250 Airport Parkway
Oroville, California 95965**

Phone: 800 ■ 331 ■ 7744

Fax: 530 ■ 533 ■ 0179

Internet: www.afc-ca.com