



WOODBITS

NEWSLETTER

Issue 198

November 2022

Welcome

SHAVINGS FROM THE CHAIRMAN

Hello

A thought provoking pole lathe demo!

What an unusual demo from Jon Baily at our November meet. This brought home to me the incredible skill of the ancient woodturners. With power delivered mainly by hard repetitive physical exertion, the few turnings that have survived the ravages of time show amazing workmanship. Two examples which immediately spring to mind are the 3,300 year-old Ebony (plus ceramic and ivory) spinning top toy from the tomb of Tutankhamen, and the beautifully turned Ash pepper mill, (one of many turnings) salvaged from the shipwreck of the Mary Rose which sank off Portsmouth in 1545.



Turned Ash pepper mill, from the Mary Rose. (© Mary Rose Trust)



Turned Ebony toy spinning top from the tomb of Tutankhamen (© Egyptian Museum, Cairo)

Jon made the interesting point that present day pole-lathe turners make no attempt to sand their turnings. The physical labour of doing this on such lathes is an obvious reason why. To me the evening also emphasised how incredibly lucky we are with electric-powered lathes with state of the art tools and work-holding devices. We've never had it so good!

A Warm Welcome to:

Phil Scoltock who has been co-opted onto the committee as Training Officer. Phil is bringing lots of new ideas and enthusiasm to this role, and we are all looking forward to supporting him, delivering training sessions for the benefit of all our members.

And it's Farewell to:

While we are on the topic of committee membership, it seems to be an appropriate opportunity to announce my resignation as chairman - a decision that I've been putting off making for some time. I won't go into detail as to the reason, suffice to say that it's due to an unexpected change in my personal circumstances. However, I will continue in post until the AGM on the 11th April next year, which will hopefully enable sufficient time to find a successor. Ideally the post can be filled by an existing committee member changing their role. But this means finding a replacement from the membership. So please do consider becoming a committee member. They are a first-rate team and it's been a privilege to work with them in the running of your club.

Frogmore 4th December

Adam Blackie, Peter Hoare and Keith Harrup will again be manning a club stall all day at the Frogmore Craft Fair. Club members are very welcome to drop by and give some moral support.

Christmas Social (13th December)

I can't believe that the last meeting of the year is just a few weeks away. It's an excellent opportunity to chat with other club members, enjoy some festive fun and there will be the usual mix of refreshments.

Amongst other attractions we will have a Show and Tell table for you to display items that you are particularly pleased with or items which didn't go according to plan (get some advice as to why). Harvey Alison will be demonstrating some new kit and Adam Blackie will be showing new items recently added to the club's Lending Equipment Library. There's still time to make items for the Competition; either a Christmas tree (Beginners) or a toy (Advanced). Hope to see you there.

Tim

Chairman: Tim Pettigrew chairman@hertsandbedswoodturners.co.uk
Treasurer: Adam Blackie treasurer@hertsandbedswoodturners.co.uk
Secretary and Newsletter Editor: Allen Kaye secretary@hertsandbedswoodturners.co.uk

CONTENTS

SHAVINGS FROM THE CHAIRMAN	1
Club News	4
October Competition	4
__Beginners.....	4
__Advanced.....	5
__Open	6
Meetings Calendar 2022/2023	6
Club Sweatshirts and Polo shirts.....	7
Raffle	8
Competition Subjects 2022/2023	8
Competition Points – did you know?.....	8
Xmas Show and Tell Table	9
Updated website (now with details of your Committee)	9
PAT has been tested	9
Training	9
Demonstration – Jon Baily	10
Jon Baily – Artisan Profile.....	12
Can you share a lift to / from club meetings?	13
TOOL LENDING LIBRARY.....	14
Xmas Tree – Teraina Hird.....	17
Woods A-Z.....	18
FOR SALE Wood Turning Machinery.....	19
Poetry Corner.....	21

Club News

October Competition

This month, the judging was by member vote.

Beginners



1st Alan Wiggington



2nd Phil Walters



3rd Peter Clark

Advanced



1st Peter Hoare



2nd Tony Taylor



3rd Phil Scoltock

Open

1st Phil Scoltock



2nd Chris Squires



3rd Peter Hoare

Meetings Calendar 2022/2023

13th Dec Christmas Social

2023

Jan.	Gary Rance
Feb.	Stephen Madden
Mar.	Richard Findley
Apr.	AGM
May.	Chris Parker
June.	Club night
July.	Darren Breeze
Aug.	Martin Saban Smith
Sept.	Club night
Oct.	Stewart Furini
Nov.	Phil Scoltock
Dec.	Club night

Club Sweatshirts and Polo shirts

These are available from Mike Sheaf. They are blue and inscribed with the club logo. You can also add your name embroidered at no extra cost.

Sweatshirt. £19.00

Polo Shirt. £16.00.

Polo Shirt Long sleeves. £17.00.

Sizes S, M, L, XL, XXL, XXXL

Forms for ordering are available from Mike Sheaf or the secretary. All forms to be returned to Mike.

Profits go to the Rennie Hospice. For more details or to order see Mike at one of our meetings or email him at:

michael.sheaf@gmail.com

Raffle

I am always looking for the usual helpers and newbies to help buy the goodies for the raffle. Please contact me if you can help. At the moment only May is covered and I need volunteers for the rest of the year. As a volunteer you would be responsible for choosing and buying a selection of up to 6 prizes up to a total of £60 and then bringing them along to the meeting where I will recompense you for the money spent.

If you commit to a particular night but need to swap it contact me so that cover can be maintained. Full receipts are required for each spend made. If you need to discuss any of this information with me, feel free to do so

Steve Beadle

Herts and Beds Raffle Coordinator

Tel 07720 677456

Email ~ Stevebeadle1960@hotmail.co.uk

Competition Subjects 2022/2023

Month	Beginners	Advanced
Dec	Christmas tree	A toy
Month	Beginners	Advanced
Jan	Eggcup	Kendama
Feb	Small bowl	Lidded box
Mar	Spinning top	Goblet
April	Bud vase	Decorated platter
May	Bottle stopper	Hollow form
Jun	Light pull	String box
Jul	Kitchen roll holder	Pepper mill
Aug	Coaster	Tankard or mug
Sept	Dice shaker	Piece using two or more woods
Oct	Apple	Pen
Nov	Plate	Natural edge bowl
Dec	Christmas tree	Puzzle or game

Competition Points – did you know?

For the benefit of new members as well as a reminder to existing members I thought it useful to restate the way that points are allocated to entries.

1st = 10 points

2nd = 9 points

3rd = 8 points

All remaining entries not in the first three are allocated 6 points.

At the end of the year the points are totalled by Peter Hoare who maintains the spreadsheet and overall prizes are awarded at the AGM. Most importantly you can see that **all** entries accumulate points – not just 1st, 2nd and 3rd.

Allen

Xmas Show and Tell Table

As Tim mentioned, for the Xmas social we are encouraging members to bring any and all items for the project table.

These will not be judged and might include unfinished items as well as ones that 'did not quite work out as planned'

Updated website (now with details of your committee)

Harvey and Adam have collaborated to update the club website with a benefits of membership section, including the up to date tool lending library. Also on the site now are roles and photos of the committee so you know who to contact for what function.

[Herts and Beds Woodturners](#)

Bug testing and suggestions for improvement are welcomed by Harvey Alison

PAT has been tested

With thanks again to Mark Aizicowitz who provided the PAT test kit and to Chris Squires and Peter Hoare for helping me last week, we have PAT tested most of the electrical items. It was necessary because some items are to be used at the upcoming fair and also because members are borrowing items of club equipment under the equipment library scheme and we need to be sure that they are safe to use. Only one came up with a problem due to a cable tie becoming loose and that is being dealt with.

Training

As Tim noted in his Shavings we are pleased to inform members that Phil Scoltock has joined the committee and has picked up the responsibility for training.

Phil will be planning events and training support in the coming months but he would be very pleased to hear from any member who is looking to get some additional training. This can be at any level from beginner to advanced.

Email Phil at training@hertsandbedswoodturners.co.uk or contact him at the Xmas Social (his photo is on the contact page of the new website)

Demonstration – Jon Baily

Review by Tony Taylor. Photos by Allen Kaye

Jon had set up his pole lathe, which consisted of a massive timber bed with headstock and tail stock parts slotted into this and held in place with wedges. The work was held between simple pointed iron pins. The drive was provided by a cord wrapped twice around the driving tenon or mandrel and suspended from a bungee stretched between two vertical broomsticks, and at the lower end attached to a foot board.


The bowl blank was a cross-grain lump of fresh Birch which had to be prepared by chopping off corners with a sharp axe to roughly shape the bowl profile. A central hole was drilled and the wooden mandrel hammered into this to give a secure means of driving the work. The tailstock pin was hammered in and the driving cord wrapped twice around the mandrel, then the tailstock wedged in place.



The tools used were all essentially hooks, forged from tool steel and fitted with a long wooden handle. The tool rest is a wooden bar and the tool is presented with the tip down well below the axis. There are clearly special skills involved in getting a light cut, making contact just during the forward rotation. A good deal of physical strength and stamina are also called for and a patient approach, because wood is removed more slowly

than with a powered lathe.

Once the outside was completed, the work was reversed to give access to the upper surface. As hollowing proceeded a central core had to be retained for support. Once most of the hollowing was complete, the core was reduced until it snapped spontaneously or deliberately. The final stage was to use a spoon knife to whittle away the remaining core and to trim the base. Apparently, pole lathe turners shun the use of sanding, but may burnish the surfaces.



Jon kept us all very keenly interested with an excellent commentary throughout.



We were all very impressed by the level of physical effort and patience involved and the contrasts with the techniques that we are familiar with in powered turning. It was a most interesting evening and Jon's efforts were much appreciated.



Jon Baily – Artisan Profile

Woodworking has become a passion over the last 8 or 9 years, culminating in my decision to become a professional craftsman.

My passion started after going on a course to make a stool. I came away with something that only had a passing appearance of being level. I also came away with a fascination for traditional woodworking with greenwood.

Several years later, I am an experienced greenwood bowl-turner. I use handmade tools and a foot-operated pole lathe to create unique wooden bowls.

I source greenwood from local tree surgeons or other woodworking projects that would be turned into firewood. Today, I am known for making beautiful wooden bowls and containers meant for daily use.

Examples of my work have been shown at:

- Burwash Manor
- Wimpole National Trust Estate
- The Grange Barn – Coggeshall
- The Courtyard – St Ives

I have also demonstrated bowl turning across the UK at numerous bushcraft and traditional crafts show.

I also offer courses for groups of five people where students work on a single bowl. This allows them to try pole lathe turning and gauge whether they want to try making their own bowl. This is ideal for many beginners, as pole lathe turning is quite physical.

My work is also available online at www.jbwoodcrafts.co.uk, and you can follow what I'm doing by following me on Instagram. My profile name is @JB.Woodcrafts.



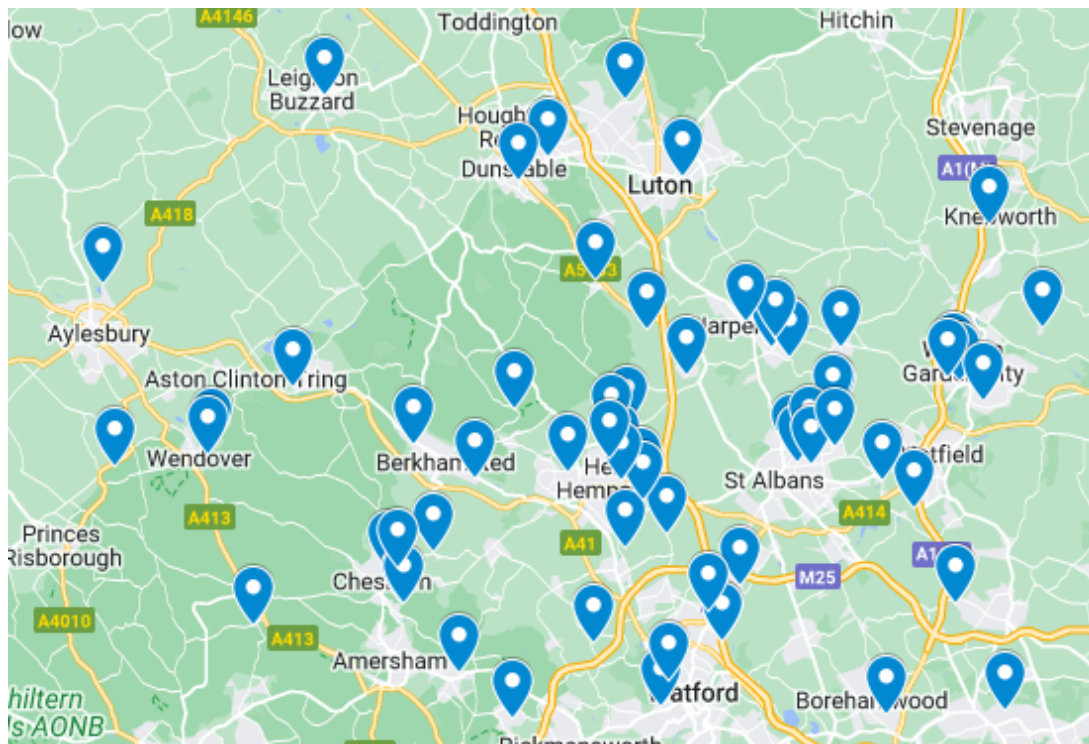
Can you share a lift to / from club meetings?

I already know of one or two members who car-share and wanted to ask others if they would be prepared to do the same for some of our older or less abled members.

Several of our members are maturing nicely. Unfortunately for some this comes with a reluctance to drive at nights or with a general difficulty in driving their cars, particularly on dark winter nights.

It would also make sense given the occasional pressure for parking spaces at Adeyfield.

This map shows the possibilities from the wide spread of member locations.



Our Club Members Locations

Sharing also has the spin off that you get to spend some quality time with your fellow members before and / or after meetings.

Return journeys only?

It's possible. Personally, I have arranged a one way car-share on my return journey. I drop off a member whose wife brings him to the club.

(I simply expect an occasional cake or two for relieving her of a second journey on club nights 😊)

Interested?

Simply let me know and I will match locations and then make the introductions.

Adam Blackie

Note – We already have a member who lives in North Luton area asking for help in getting into Adeyfield for club nights. If you think you can help, contact Adam who has more details.

TOOL LENDING LIBRARY

New Items added last month

The full list of available items can be seen on [our website](#)

IF you have suggestions for other tools please send your ideas to Adam Blackie –at Treasurer@hertsandbedswoodturners.co.uk

WoodArt Products 35K Micro-drill detailer kit - INC 15 assorted cutters

Suitable for drilling, piercing, carving, and texturing. This handpiece has been developed from laboratory tooling and adapted for craft use. It incorporates two spaced sealed ball bearings on the chuck shaft for strength and smooth running. This is coupled to a powerful high-speed DC motor.

With suitable cutters, this is suitable for drilling and piercing on thin walled wood-turned items, and surface carving / texturing on wood-crafted items.



Crown Spiralling Tool

This miniature spiralling and texturing tool brings a new dimension to decorating turned work. Use it to add a multitude of patterns, textures, and effects to enhance your work.

It comes complete with two spiralling wheels; a seventeen tooth and a twenty-seven tooth. The wheels are high speed steel, suitable for both hard and soft woods. Made in England.

More details can be seen here - <https://www.axminstertools.com/crown-mini-spiralling-tool-952463>




Axminster AWSL Benchtop Lathe

The club has three AXMINSTER AWSL lathes that club members can borrow. It will be particularly useful to any NEW MEMBERS who do not yet have a lathe and would like to try turning at home. It's a bench mounted lathe so needs very little space to set-up. The lathe can also be lent with a beginners set of woodturning tools.

More details on the Axminster range of benchtop lathes can be seen here.

<https://www.axminstertools.com/axminster-workshop-aw205wl-woodturning-lathe-230v-107699>



HOPE carving jig.

Fits into the banjo and is fully adjustable. Allows the chuck to screw on and then hold your workpiece at a comfortable angle in front of you to carve and, or paint. A nice feature is that the axis is indexed so when you loosen the handle to move, it doesn't fall and damage your work piece.

We have the full range of tool posts and chuck threads, so it will fit most lathe beds.



Peter Child Artist's Pyrography Machine

Widely regarded as the machine of choice by many professionals. Powerful enough to create dense textures and patterns. It is slim, light and comfortable to use. manufactured by Robert Sorby, the build quality and attention to detail is of the highest standard.

Perfect for precise detailed work, warms from cold in 2 seconds. The club model includes a range of pen tips to try and comes with a range of nickel wire so you can make up your own pen tips to suit own project.

More details can be seen here. https://www.ockenden-timber.co.uk/tools-accessories-pyrography-c-107_545/peter-child-artists-pyrography-machine-p-2152



Lending Library Status and Rules

This is intended as a lending library of the more esoteric or expensive tools that turners use infrequently. The value to the club is that:

- Club members can try before they buy or
- Club members can borrow a tool for a specific job.

How does this work?

- To borrow a tool, simply contact Adam Blackie who will confirm availability and then arrange for the item to be available for collection.
- Items will be available for collection at the next club meeting, (or in person by arrangement.)

How long can I keep the tools for?

- This depends on the project, but generally we expect the tools to be returned in usable condition at the next available club meeting.
- Longer term loans by negotiation.

How much will it cost?

It's normally free of charge, however:

- If you break it or
- If the tool uses consumable items (inc. sanding pads, grinding belts, stains and polishes)

we would expect some contribution towards the replacement.

What else do I need to know?

Once the loan is completed we ask that you share a little about your experience of the tools with the club. E.g. Show and tell what you made or an article for the monthly newsletter.

Tool Library Contact

Adam Blackie

07941 270640

treasurer@hertsandbedswoodturners.co.uk

Xmas Tree – Teraina Hird

"Blue Christmas" tree with bauble. Multi axis turn in cypress wood in a post modern style.

This was a multi axis turn on 2 axis from a 20/25% wet Cypress log and left in a bag of shavings for a few weeks and down to 10%. Then re-sanded, coloured with Chestnut blue spirit stain and red acrylic paint. Finished with 4 coats of Chestnut gloss lacquer and polished with Yorkshire Grit Microfine with a small amount of white embellishing wax to simulate a sprinkle of snow.

My one & only contribution to Christmas decorations this year.

Note to self, don't mistake acrylic gloss lacquer for acrylic sanding sealer in future. I sprayed on three coats of gloss before I noticed.

Turned out well in the end.



Woods A-Z

Continuing the series on woods used in Woodturning – I cannot find one for N – so jumped to O this month.

OAK

Heartwood is typically light to medium brown, commonly with an olive cast, though there can be a fair amount of variation in color. Quartersawn sections display prominent ray fleck patterns.

Grain is straight, with a coarse, uneven texture. May have irregular or interlocked grain depending on growing conditions of the tree.

English Oak has been rated as having very good resistance to decay, and is commonly used in boatbuilding applications.

Produces good results with hand and machine tools. Can react with iron (particularly when wet) and cause staining and discoloration so avoid using wire wool to polish with. Responds well to steam-bending. Glues, stains, and finishes well. Has a tell-tale smell that is common to most oaks. Most find it appealing.

Although severe reactions are quite uncommon, oak has been reported as a sensitizer. Usually most common reactions simply include eye and skin irritation, as well as asthma-like symptoms.




Olive Wood

Color/Appearance: Heartwood is a cream or yellowish brown, with darker brown or black contrasting streaks. Colour tends to deepen with age.

Grain may be straight, interlocked, or wild. Fine uniform texture with moderate natural luster.

Olive is only moderately durable and susceptible to insect attack.

Somewhat easy to work but is considered to have poor stability. Turns superbly. Glues and finishes well. Has a distinct, fruity scent when being worked



Although severe reactions are quite uncommon, Olive has been reported as a sensitizer. Usually most common reactions simply include eye and skin irritation.

Because of the fruit's economic importance, healthy, cultivated Olive trees are generally not felled for lumber; availability is generally limited to pruned branches, trimmings, and diseased/storm damaged orchard trees.

Prices are very high.

For Sale

Wood Turning Machinery

A woodturner contacted me recently who is looking to dispose of a large number of items – see below and next page. He lives in Maulden near Bedford. If you have an interest in anything please contact him directly.

John Stidworthy 07510 678 265. woodwizzard11@gmail.com

RECORD CL4 VARIABLE SPEED LATHE. LONG BAR BED MT2 TAIL STOCK with outrigger for large bowl turning mounted on custom built heavy duty stand

1 x 2 inch mini chuck

2 x 4 inch sc4 chuck

2 x ½ drill chuck

6 x tail stock centres see photo

2 inch (closed) standard jaws

2 inch long shark jaws

6 inch jaws

Spare chuck screws

Mini chuck cole jaw

3 inch face plate

5 inch face plate

6 inch face plate

12 inch cole jaws

20 inch home made longworth chuck

Axminster pen mandril

Tobias Kaye turners tool sharpener with CBN 180grit wheel

FOR ALL THE ABOVE £ 1395 Buyer collects or arranges own delivery

Sold as one lot

Wood Turning Tools items below included in the £1395 lot

Robert Sorby

1/4 round beading / parting tool

1/4 spindle gouge

1/2 skew chisel

1 inch skew chisel

13mm bowl gouge

Multi Tip hollowing tool

Spiralling / Texturing tool

Hamlet

10mm round beading / parting tool

10mm square beading / parting tool

10mm spindle gouge

13mm spindle gouge

13mm flat skew

13mm bowl gouge

10mm specialist beading tool

Record Power

Thin flat parting tool

1/4 spindle gouge

5/16 spindle gouge

1 inch flat skew curved cutting edge

3/8 bowl gouge

Crown diamond 5mm profile parting tool

Ashley liles

3/4 inch bowl gouge


12mm carbide deep hollowing tool

Many other tools included plus rotary upright stand

Record Power BS 400 BANDSAW £495

Metabo HC 260 planer thicknesser £245

Foredom power carver with accessories £145



Poetry Corner

A second plea for saving our soft sounding language

It's all about the sound

It's about our language becoming broken
The new come sounds and how it's spoken
Changing tradition so long bound
Now is the hour of a new discontent
Left right and centre without relent
The youngens dismissal of our G 's and T's
Changing our language for their personal ease
It's just not clever, not nobler in the mind
Nor on the tongue we oldens find
How you speak rings on the ear
By those who hear it and hold it dear
What pleased is changed by the lost letter
Which sounds better, beaa or better, feaa or fetter
And also the 'G's have gone missin
Givin us regret in our reminissin
All nations hear your speaking notes
The softer the sound the more foreign votes
For goodness sake give us a brake
Let's keep the sweet sound we used to make
Just hear your voices and change your choices
For the sake of renown and dispel our frown

Martin Sexton November 2022