



# WOODBITS

## NEWSLETTER

### Issue 196

### September 2022

### Welcome

## SHAVINGS FROM THE CHAIRMAN

Hello

We had a very constructive committee meeting on the 13<sup>th</sup> September and I'd like to take this opportunity to share with everyone some of the most important issues discussed.

### Competitions

From now on at each meeting we will be setting aside 10 minutes before the evening break for members to find time to view the competition entries and cast one vote for one item in each of the three competition categories. If appropriate and the demonstrator is willing, he or she will give a critique of the items (useful advice for improving turning skills). Demonstrator feedback has shown that they are not keen to judge but most are usually happy to deliver constructive feedback. **So please note that competition results will continue to depend solely on members votes, but we need your support to achieve that.**

### Training Initiatives

#### What are your training needs?

We will again be circulating sign up sheets and canvassing opinion to ask what your training requirements are. This could include more Adeyfield sessions as well as some subsidised professional training opportunities as outlined below. Please do also take the opportunity to chat about training to any committee member during our meetings. Training is a vitally important function of our Club but we need to know what you want so we can take effective action.

### Professional Training

Adam has been negotiating with registered professional turner Les Thorne to devise a subsidised training scheme for the club. There are two initiatives:

1. All day training sessions for club members in Les's Hampshire workshop. Les can take up to 4 trainees per all day session. This would be open to all club members with the cost being partially subsidised from Club funds.
2. All day training sessions in Les's workshop for the Club's existing training team (which would initially be offered to the trainers who took part in this year's July session). This would be wholly subsidised from Club funds with the aim of improving our home grown Adeyfield training sessions.

### **Adeyfield Training (2023)**

Following on from this year's successful July event, starting next year we are intending to hold some follow-on events. In future these will be on a Sunday in the smaller Training Room at Adeyfield. We are open to suggestions as to what you would like these to cover. They could, for example, utilise the fantastic new equipment we are amassing in the **Equipment Lending Library**. So if training was needed in using say the *Bowlsaver* or *Captive Ring Tool* or *Pro-Edge Sharpening System*, these training session would provide an ideal opportunity.

### **AWGB Training**

Whilst we are talking training, please don't forget the excellent training workshops offered by our parent organisation the Association of Woodturners Great Britain (AWGB). **ALL** our members are eligible to attend these. There is no fixed charge but members are encouraged to make a **voluntary** donation to the AWGB development fund. (See <https://www.awgb.co.uk/training/training-workshop-dates/> for a list of remaining 2022 training workshops). For example on the 25<sup>th</sup> November our very own Gary Rance is conducting a Box Making/Thread Chasing session (based at Gary's workshop in Wendover). Then on the 21<sup>st</sup> October, Les Thorne is conducting a course on spindle gouge and skew chisel techniques (in Hampshire). Application for all these (and more) is online at: <http://www.awgb.co.uk/training-workshop-application/> Having done several of these courses I can wholeheartedly recommend them!

### **Tool lending library**

This initiative managed by Adam is really taking off now with some great bits of kit available and more on order for any member to borrow. We have also decided that the three small Axminster club lathes and associated turning tools are also available for loan under this scheme (these will easily fit in a car boot or the back of a hatch back).

The Lending Library is now on the Club website: <https://hertsandbedswoodturners.co.uk/membership>

Well that's certainly enough from me for another month but please do feel free to come and chat about these or any other matters relating to the Club. I shall look forward to seeing everyone at the October meeting.

Tim

Chairman: Tim Pettigrew [chairman@hertsandbedswoodturners.co.uk](mailto:chairman@hertsandbedswoodturners.co.uk)

Treasurer: Adam Blackie [treasurer@hertsandbedswoodturners.co.uk](mailto:treasurer@hertsandbedswoodturners.co.uk)

Secretary and Newsletter Editor: Allen Kaye [secretary@hertsandbedswoodturners.co.uk](mailto:secretary@hertsandbedswoodturners.co.uk)

## CONTENTS

SHAVINGS FROM THE CHAIRMAN .....	1
Club News .....	4
September Competition .....	4
Meetings Calendar 2022 .....	6
Club Sweatshirts and Polo shirts.....	7
Raffle .....	7
Competition Subjects 2022.....	8
Project Table .....	8
Video Loan .....	8
Demonstration – Paper and Plastic Grahame Lester.....	9
TOOL LENDING LIBRARY - UPDATE from Adam Blackie.....	12
Woods A-Z.....	14
Rejuvenating a Sandmaster head – Keith Goddard.....	15
For Sale.....	16
Record Power AC400 .....	16
Lathe and related equipment for sale .....	16
Poetry Corner.....	19

# Club News

## September Competition

This month, the judging was by member vote.

### Beginners



1<sup>st</sup> Phil Walters



2nd Place – Steve Godshaw

Advanced



1<sup>st</sup> Tony Taylor

2<sup>nd</sup> Allen Kaye



Open

1<sup>st</sup> Phil Scoltock



2<sup>nd</sup> Harvey Alison

3<sup>rd</sup> Tony Taylor





## Meetings Calendar 2022

11th Oct Carlyn Lindsey  
8th Nov Jon Bailey Pole Turning Demonstration  
13th Dec Christmas Social

May 9<sup>th</sup> Chris Parker (the Bald Woodturner)

July 11<sup>th</sup> Darren Greaves (*provisional*)

## Club Sweatshirts and Polo shirts

These are available from Mike Sheaf. They are blue and inscribed with the club logo. You can also add your name embroidered at no extra cost.

Sweatshirt. £19.00

Polo Shirt. £16.00.

Polo Shirt Long sleeves. £17.00.

Sizes S, M, L, XL, XXL, XXXL

Forms for ordering are available from Mike Sheaf or the secretary. All forms to be returned to Mike.

Profits go to the Rennie Hospice

For more details or to order see Mike at one of our meetings or email him at:

[michael.sheaf@gmail.com](mailto:michael.sheaf@gmail.com)

## Raffle

I am always looking for the usual helpers and newbies to help buy the goodies for the raffle. Please contact me if you can help.

At the moment only May is covered and I need volunteers for the rest of the year. As a volunteer you would be responsible for choosing and buying a selection of up to 6 prizes up to a total of £60 and then bringing them along to the meeting where I will recompense you for the money spent.

If you commit to a particular night but need to swap it contact me so that cover can be maintained

Full receipts are required for each spend made

If you need to discuss any of this information with me, feel free to do so

**Steve Beadle**

**Herts and Beds Raffle Coordinator**

**Tel 07720 677456**

**Email ~ Stevebeadle1960@hotmail.co.uk**

## Competition Subjects 2022

Month	Beginners	Advanced
Oct	Bottle stopper	Candle stick
Nov	Tool handle	Box with finial
Dec	Christmas tree	A toy

## Competition subjects for 2023

Month	Beginners	Advanced
Jan	Eggcup	Kendama
Feb	Small bowl	Lidded box
Mar	Spinning top	Goblet
April	Bud vase	Decorated platter
May	Bottle stopper	Hollow form
Jun	Light pull	String box
Jul	Kitchen roll holder	Pepper mill
Aug	Coaster	Tankard or mug
Sept	Dice shaker	Piece using two or more woods
Oct	Apple	Pen
Nov	Plate	Natural edge bowl
Dec	Christmas tree	Puzzle or game

## Project Table

Any and all items are welcomed for the project table. These will not be judged and might include unfinished items as well as ones that 'did not quite work out as planned'

## Video Loan

The video box is available by the sales table – no charge to borrow with an expectation that they will be returned by the following meeting.

## Updated website

Harvey and Adam have collaborated to update the club website with a benefits of membership section, with a link to the up to date tool lending library:

<https://hertsandbedswoodturners.co.uk/membership>

Bug testing and suggestions for improvement are very welcome.

Harvey



# Demonstration – Paper and Plastic Grahame Lester

Review by Tony Taylor. Photos by Allen Kaye

## Turning discarded material into decorative objects

Graham started by explaining how he makes up the paper block for turning a bowl. He takes old books and coloured paper and cuts into squares; He then glues them together with PVA glue until He has a 3mm thick section and clamps them in a book press overnight to bond together. They are then air-dried to form hard board sections.

The boards are then laminated again (PVA) with a plywood top and base to build up the depth of the bowl and again allowed a long period to thoroughly dry out. When it is completely dry the corners are cut off the blank and it is now ready for the lathe.



Turning is carried out using a carbide tool, presented to shear scrape. As Graham demonstrated, only light cuts can be taken, and he proceeds much more slowly than when turning wood.



As abrasives are unsatisfactory for smoothing paper, he instead uses a small hand-held steel scraper blade, which needs frequent sharpening. The finish he uses is two coats of sanding sealer with a scrape between each coat for a good finish then a final coat of friction polish.


Hollowing is also done with a carbide tool and must proceed slowly for a good finish. Generally, the pieces which Graham makes are shallow bowls, but with their multi-coloured layers are very decorative.



In the second half of the demonstration Graham dealt with making up composites from acrylic and aluminium material (Dibond) and from Corian.



The acrylic and other surfaces must be abraded before gluing with epoxy (G-flex system) or other special adhesives for maximum bond. The topmost layer, the acrylic protective sheet, is left in place until the end, because it is almost impossible to restore the fine surface if it becomes damaged. A great deal of patience is required in getting all the laminated surfaces smooth throughout the bowl, again using a carbide cup cutter at 45 degrees.



Graham was sorry he could not show the finishing off of the bowl but will bring it in finished to the next meeting.



Lester showed some splendid examples of his work and left us with many ideas and tips for tackling this style of turning. His demonstration was greatly appreciated.



# TOOL LENDING LIBRARY - UPDATE from Adam Blackie

## NEW ITEMS THIS MONTH

### TYME CUB Benchtop lathe

Thanks to club member Keith Goddard for his offer to add a small lathe to our Tool Library.

He has a Tyme Cub lathe that club members can borrow. It will be particularly useful to any NEW MEMBERS who do not yet have a lathe and would like to try turning at home. It's a bench mounted lathe so needs very little space to set-up. More details on the Tyme range of lathes can be seen here. <http://www.lathes.co.uk/tyme/>



### Lending Library Status and Rules

This is intended as a lending library of the more esoteric or expensive tools that turners use infrequently.

The value to the club is that:

- members can try before they buy or
- members can borrow a tool for a specific job.

### How does this work?

- To borrow a tool, simply contact Adam Blackie who will confirm availability and then arrange for the item to be available for collection.
- Items will be available for collection at the next club meeting, (or in person by arrangement.)

### How long can I keep the tools for?

- This depends on the project, but generally we expect the tools to be returned in usable condition at the next available club meeting.
- Longer term loans by negotiation.

### How much will it cost?

It's normally free of charge, however:

- If you break it or
- If the tool uses consumable items (inc. sanding pads, grinding belts, stains and polishes)

we would expect some contribution towards the replacement.

### What else do I need to know?

Once the loan is completed we ask that you share a little about your experience of the tools with the club. E.g. Show and tell what you made or an article for the monthly newsletter.

### Tool Library Contact

Adam Blackie

07941 270640

[treasurer@hertsandbedswoodturners.co.uk](mailto:treasurer@hertsandbedswoodturners.co.uk)

<b>Library Items available</b>		
	<b>Cost</b>	<b>*Contribution towards costs</b>
Robert Sorby ProEdge Plus (Deluxe System Pro Edge With MEGA BELT PACK)	499	Yes please
Lion WoodArt Deep Hollowing Jig	95	No
Hamlet Big Brother system 2 Hollowing system – A Ring Tool	145	No
Crown Captive Ring Cutter - 9.5mm 3/8"	60	No
Woodcut Bowlsaver Bowl Coring System	600	No
Tyme Cub benchtop lathe	N/A	No
<b>Other items requested but not yet available</b>		
WoodArt products 35K Micro-drill detailer kit	210	No
Rotur Deluxe Long Hole Boring Kit - 2MT	90	No
Thread chasing toolset	75	No
Simon Hope Thread Cutting Jig	237	No
Paul Howard Fluting Jig + Indexing System	60	No

**\*Contribution is used to fund consumables for club library kit.**

<b>** Other Tool suggestions received</b>	<b>Cost</b>
Crown spiralling & texturing tools with accessories	95
Axminster pen mandrel and accessories	85
Paul Howard Sphere Jig	193
Pyrography machine	<b>140</b>
Airbrush + mini compressor	99

\*\* the following have been suggested but not yet purchased.

If you would like us to prioritise any of these items for the Library please talk to a committee member.

## Woods A-Z

Continuing the series on woods used in Woodturning – we are now at L – in this case for Laburnum

### Laburnum

Colour ranges from an orangish brown to a darker violet brown, darkening with age. Clearly demarcated sapwood is a pale yellow. Laburnum's dark color make it suitable for use as an ebony substitute, particularly within its natural range in Europe.

Grain is usually straight, with a fine, even texture. Good natural luster.

It is presumed to be quite durable as it has been used for fenceposts.

Severe reactions are quite uncommon, but it is toxic. Taken in large quantities and can be fatal; however, in smaller quantities (such as those inhaled during hobby woodworking), effects reported, include nausea, vomiting, and headaches.

Often used for turning, Laburnum is not a threatened species.



-----oooOOOooo-----


### Limewood

Lime is perfect for carving and good for turning. Also known as **Basswood** or Linden, it's smooth texture and even grain along with the very limited number of knots make it an ideal choice for carvers.

Lime is rated as being non-durable

It is however easy to work, being very soft and light, though sharp cutters must be used to avoid fuzzy surfaces. Lime also glues and finishes well.

It is not a threatened species, nor is it known to be hazardous to work with beyond the normal dust risk of working with any wood.



**PS Identify trees with a FREE Tree ID app** - Whilst researching the net for info on woods, I came across this free Tree ID app for Android and iPhone. It's an A-Z tree guide in your pocket from the Woodland Trust.

[Download the app](#)




## Rejuvenating a Sandmaster head – Keith Goddard

My Sandmaster head and other small sanding disc holders were becoming worn and not retaining the small sanding discs.

The velcro hooks became worn and so not wanting to buy replacements I purchased, on eBay, adhesive backed Velcro hooks 50mm wide and 500mm long for £2.95.

Old hooks were removed and new velcro hooks stuck on. It seems OK I will give trial and hopefully save a lot of money.



-----oooOOOooo-----

### AWGB

2022 Seminar: AWGB has launched the 2022 Seminar which will be held at Yarnfield Park, Staffordshire on the 7-9th October 2022.



## For Sale

### Record Power AC400

Harvey Alison (still) has a Record Power AC400 overhead dust extractor that is surplus to requirements. He is looking for £100.



If you are interested, please contact Harvey direct at: [harvey@blackwatermusic.net](mailto:harvey@blackwatermusic.net)

-----oooOOOooo-----

### Lathe and related equipment for sale

I was approached by a non-member who has a number of items (still) for sale. See details below. If you have interest in any of them please contact him directly. His name is Tim Vellacott. mobile 07854 070401; Email [tim@radicalmoon.co.uk](mailto:tim@radicalmoon.co.uk) (based in central St Albans).

#### **A Wood-turning Lathe and fittings (£200 or near offer)**



A1. Record Power Coronet No. 1 Lathe (54 inch bars -> 36 inch bed)

- 1 Headstock with 1/2 HP (300W) motor (3 belt positions) with 3/4 inch, 16 TPI spindle
- 1 Tailstock
- 2 54 inch bars, a bit rusty



- 1 Tool rest
- 1 Standard Tool Rest mount (blue)
- 1 knurled nut (to protect spindle thread) 3/4 inch
- 1 Quick adjusting (Cam Lock) Tool Rest mount (green, type CL0/C)
- 1 Instruction Booklet
- Miscellaneous fittings and tools


## A2. Lathe Fittings



- 1 Faceplate 3/4 inch spindle
- 1 Faceplate 7/8 inch spindle, with centre screw and spacer
- 1 3/4 inch to 7/8 inch spindle adapter
- 1 chuck
- 1 collet holder, 7/8 inch spindle, with 3 contracting collets and 1 expanding collet
- 2 driving centres
- 1 rotating centre
- 1 non-rotating centre
- 1 knurled nut (to protect spindle thread) 7/8 inch

## B. Wood Turning Tools (£150 or near offer)

- 5 HSS / HS41/ HS22 tools [bottom left in the picture]
- 4 carbon steel tools with long handles [bottom right in the picture]
- 6 carbon steel tools with short handles [top of the picture]
- 1 brass scraper [centre of the picture]
- 2 long handles [centre of the picture, each side of the scraper]



### C. Router Dovetail jig (£120 or near offer)

- DeWalt DE6252 Router Dovetail Jig, boxed, never used
- Approx overall dimensions 750 x 200 mm / 29½ x 8 inch
- 610mm / 24 inch workable width
- Fixed guide fingers



### D. Book (free to good home or to a club library)

- The Craftsman Woodturner, by Peter Child (1971, reprinted 1981)
- Very good condition, but with inscription (not by the author!).

-----oooOOOooo-----

## Poetry Corner

### Cricket lore advice

#### Batting

Keep your eye on the ball in the bowler's hand  
Was he narrow or wide of the crease  
Finally how high was his release  
Did the ball shine to the left or the right  
Bringing his deception in pace and flight  
Needs your quick decision to guide your head  
More important than feet to the ball, just balance instead  
Last moment's twist of the wrist to beat the field  
Brings far more runs in your annual yield  
Above all keep your mind clear  
To stay at the wicket and alay all fear  
Given all this, your success will thrive  
And your love of the game forever survive

martin sexton sept 2022