

PEACE KIDS @ HOME

Fifth Sunday of Easter
May 10, 2020

GOD'S HOUSE FAITH FORMATION RESOURCES

Tell about a time when you were sad. Tell about a time when you felt alone. How does it help to know that Jesus is always with you? Have you ever thought about what God's house is like? What does it look like? How many rooms?

DISCUSS AS A FAMILY



READ TOGETHER



READ John 14:1-14 in your Bible (Spark Story Bible page 448). Underline this KEY verse in your Bible: Jesus said, "In my father's house there are many dwelling places. If it were not so, would I have told you that I go to prepare a place for you? And if I prepare a place for you, I will also come."

#1: Family Altar: A place where you can gather things to connect with your family and to God. Add things like a cross, candle, a devotional book or Bible or other items that remind you God loves you!

#2: Build a Fort! Use your wildest imagination and create a BIG fort! As we're thinking about the rooms in God's house, make different rooms in your fort to explore!

ACTIVITIES



PRAY TOGETHER



Create a paperchain where everyone in your house writes one thing they are grateful for.

Do this until Pentecost Sunday (May 31).

Pray: Dear God, you love us so much you sent your Son, Jesus. Jesus is always with us. Help us remember that when our hearts are sad or we feel alone. Help us share the Good News with others that Jesus is with them. We thank you this day for all the women who love us. We thank you for the world you made, which is our home, until someday we join you in heaven. Amen

ADDITIONAL ACTIVITIES

Check out the activity pages from SparkHouse! Jesus talks about preparing a place for us in God's house where we'll live with him forever in heaven. The earth is also God's house as God created it and all that exists. Head outside together as a family and complete the nature scavenger hunt!



I wonder...

- What God's house looks like.
- How big God's house really is.
- What it means that Jesus is the way, the truth, and the life.

A Room of My Own


Clara sat down hard on a big box. She looked around her room—what a mess! *Well, I've only been working on it for a day, I guess, she thought. And it's not like I can unpack until all the painting is done.*

Clara's family had ridden in a moving van and their family van for three whole days. They'd moved all the way across the country. Her dad called it an "adventure." Clara thought it was just a lot of work. But it was exciting, because for the first time since she was a baby (and that didn't really count) she was going to have her own room. Audrey would have her own room, too; but the little boys would still have to share.

Mom said Clara was in charge of designing and decorating her room. It wasn't big, but that was okay. It was hers! And she could paint it any color she wanted! She chose green, a bright lime-ish sort of green, and she and her mom already had two walls done. It was crazy bright! Mom said she was a good enough painter to finish the rest on her own. Dad would help with the trim later.

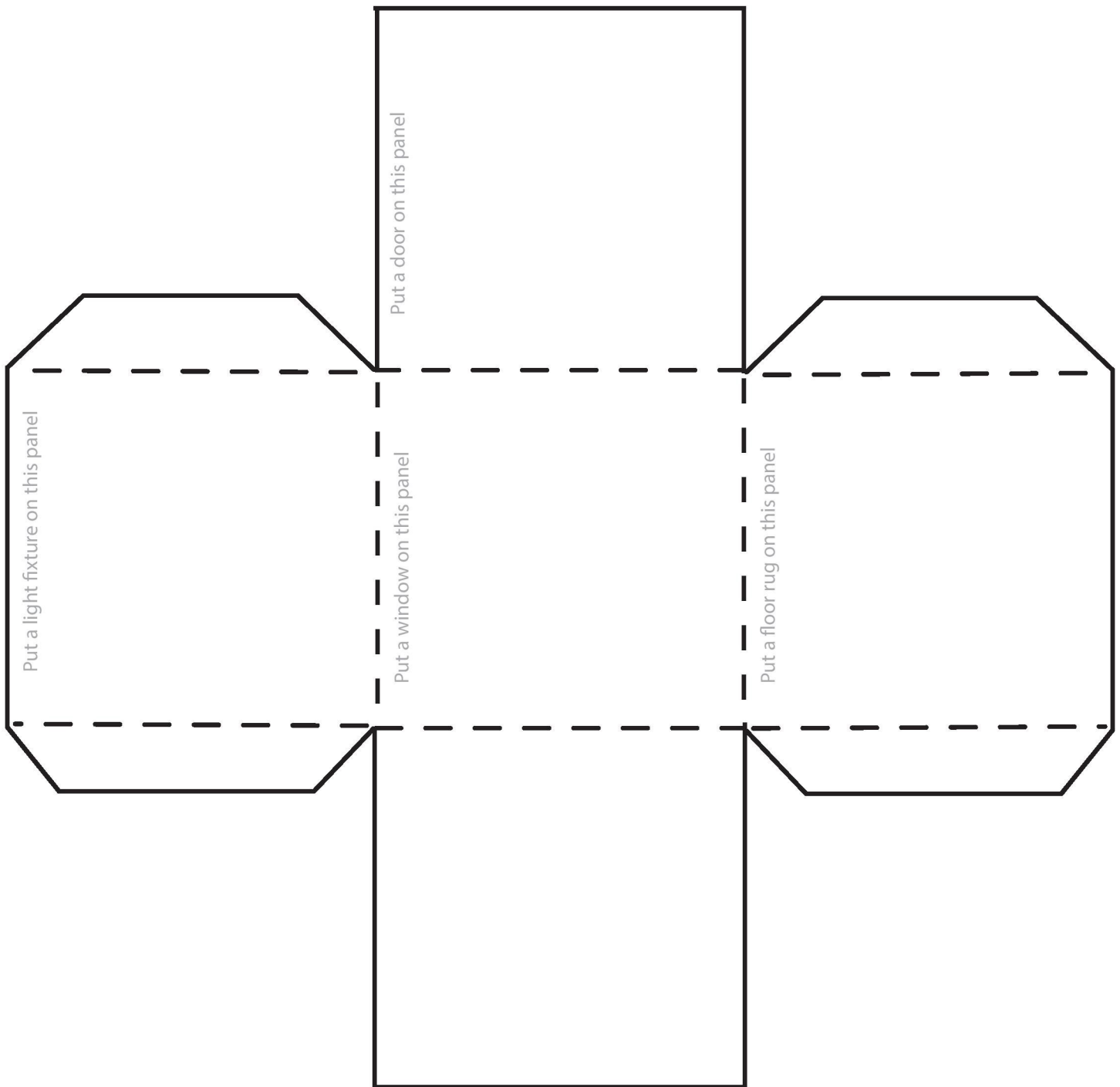
Once the walls were dry, hopefully tomorrow afternoon, she could start unpacking and putting out all of her books and her stuffed animals and the stuff that made it seem like home.

Mom had promised that once all the boxes were unpacked, they'd go pick out a new comforter and curtains or shades. Clara was thinking bright orange might be nice. Or maybe a crazy purple. It would be fun to decide.




My Heavenly Room in 3D

Jesus taught his disciples that God's house in heaven has rooms for everyone! What will your room in heaven look like? Make a model of it using the pattern below. Color the sides of the diorama below. Then cut out the pattern, fold up the sides, and glue or tape them together to see your room in 3D.



God's House




Jesus told his disciples, **"Everyone has a room in God's house. I'm going to God's house to get your rooms ready."**

Here's what I think my room in God's house will look like.


NATURE SCAVENGER HUNT

HOW MANY TREASURES CAN YOU FIND?

Directions: As you discover each item, color in the picture or draw/write what you found in the box. Feel free to take photos of your discoveries, but leave these treasures where you found them so others may enjoy them too.




BUG



FLOWER



SOMETHING
SURPRISING




NEST




ANIMAL
TRACKS



PINECONE




FALLEN BRANCH




WORM




BIRD



THREE DIFFERENT
KINDS OF TREES




WATER



SOMETHING
COLORFUL



SEED



SOMETHING
BEAUTIFUL



THREE DIFFERENT
KINDS OF ROCKS



SQUIRREL

What else did you find? Write or draw an item you found interesting that wasn't on this list:

