

South Bay Model Shipwrights

Founded by Jean Eckert 1982

Website : <http://www.sbmodelships.com>

The Foghorn

November 2023

Happy Thanksgiving !



Fig. 1. Native Americans rushing out in their motorboats and dirigible to greet the pilgrims. Hey, wait a minute, what year is this!? Did someone say we sailed through a worm hole!? (Project Mayflower)





Future Course Headings...

We had a great meeting with half a dozen of us showing up with our projects. And very nice discussion as well. Pictures of what was brought are shown below in the **Model Shipyard** section. So much fun!

The **IPMS Fremont Hornets Tri-City Classic convention** in Fremont on November 25 had many inspiringly detailed models to egg us onto ever more realistic modeling. Such an amazing community!

We will **not** have an in-person meeting on December 9 as ordinarily scheduled. Instead, we will have our annual SBMS Holiday Party on **Wednesday, December 13 at 6 PM** as detailed below. Then, we will follow up with our Zoom meeting **Thursday, December 21 at 7 PM**.

- **Wednesday, December 13, 6 PM: Annual SBMS Holiday Dinner Party.** The party will be held at the same restaurant (Fig. 2) as last year at:

Chef Chu's Chinese Restaurant
1067 N San Antonio Rd
(Corner of El Camino Real and San Antonio Rd.)
Los Altos, CA 94022
Phone: (650) 948-2696



Fig. 2. Front of Chef Chu's Chinese Restaurant.

Great food at one of the best Chinese restaurants in the Bay Area! Let Ken Lum know at lum40@comcast.net if you are coming and how many people will come with you to enable reservations to be made.

- **Thursday, December 21, 7 PM: Monthly Zoom meeting.**

Keep an eye on your inbox for the Zoom specs. *Happy Holidays!*



Maritime Matters of the Month (Ken Lum)

- **Rental Workshops in the Bay Area.** Have you ever been working on a project and suddenly found that you did not have the right tool(s) to help you finish the job? Most often a quick trip to the hardware store or an online order would solve the problem. But you might find that the desired tool was not obtainable as it was too big or too expensive, and you did not have a friend who had the requisite item and the skills to properly use it.

Once upon a time, there was a rental workshop (also now known as a **hackerspace** or **makerspace**) business called **TechShop** which was a rental workshop with big tools that could be rented by DIYers, Makers and prototypers that had branches in San Francisco, Menlo Park, and San Jose as well as cities elsewhere in the U.S. Unfortunately, they went out of business in 2018 leaving the Maker community without ready access to many common workshop tools that are often not practical for most people to own.

However, I have since learned there are at least two other makerspaces in **Oakland** where one could rent time on big tools and take classes on how to use them. One is:

The Crucible
1260 7th St.
Oakland, CA 94607
(510) 444-0919
Email: info@thecrucible.org
Website: <https://www.thecrucible.org>

And Clare Hess has informed me about another of these makerspaces at:

Ace Makerspace
6050 Lowell Street, Ste. 214
Oakland, CA 94608
Email: info@acemakerspace.org
Website: <https://www.acemakerspace.org>



Fig. 3. Instructor leading students in a machine shop class. (The Crucible)

These businesses operate on the basis of paid memberships and classes to acquaint you with the tools you are interested in. The classes are generally necessary to allow access to the tools. I strongly suggest taking a class to familiarize yourself with the tools that they have. Also, very importantly, the classes will allow the staff to make sure you can work with the tools safely to accomplish what you want to do.

Finally, should you have a small job you want done that you cannot or do not want to do yourself, there is a very friendly machinist, named **David Muselman** in Mountain View who is willing to do small jobs at a reasonable price. He has done really excellent work for some small telescope parts for me. Just bring a plan of what you want made, and he can be a real lifesaver!

David Muselman
DP Precision
2580 Wyandotta St., Suite D
Mountain View, CA 94043
(650) 967-4870
Email: dpprecision@sbcglobal.net
Website: <http://www.dpprecision.com>

However, he will not build an entire ship model for you!

- **Hobbies Unlimited Hobby Shop in San Leandro is Closing.**

Brick and mortar hobby shops of old continue to close, and the latest local one to announce that possibility is **Hobbies Unlimited** in **San Leandro**. Of all the ones I have seen, this shop has the largest selection of static plastic modern steel navy ships in all scales. The store has been in business for 70 years with the current owner, **Al Gerace**, being the third owner. Mr. Gerace, however, is wanting to retire and the plans for the store are still in flux at this time with ongoing negotiations for a possible successor. The shop's address is:

Hobbies Unlimited
937 Manor Blvd.
San Leandro, CA 94579
(510) 351-7112
Email:
info@hobbiesunlimited.net

Website:
<http://www.hobbiesunlimited.net>

Tuesday – Saturday: 10AM – 5PM
Sunday & Monday: Closed



Fig. 4. Storefront of Hobbies Unlimited.
(James F., Hobbies Unlimited)

Let us all wish Mr. Gerace the best of luck in finding a successor who can keep this venerable institution open. Conveniently, **Hobbies Unlimited** is located only about a mile from **Ages of Sail** which is somewhat to the south in San Lorenzo at:

Ages of Sail
676 Bockman Rd.
San Lorenzo, CA 94580
(510) 889-6000
Email: agesofsail@gmail.com
Webstie: <https://www.agesofsail.com>

Even if these shops continue to close, suppliers are still open, but mostly online and accessible through their websites. **Ages of Sail** is one such business, thank goodness, and can be visited if an appointment is made.



Kit News (Ken Lum):

- **A New Kit of the Midships Cross-Section of *HMS Victory* from Artesania Latina at 1/72 scale.**

The ***HMS Victory*** is far and away one of the most popular subjects for ship model building. However, it is also one of the most challenging building projects. For those who would like a credible ***HMS Victory-lite*** kind of project, few models can beat a midships cross-section of the ***Victory***.

For the longest time, the mainstay of this subject is a cross-section model kit at 1/98 scale by **Corel** (Fig. 5). Jean Eckert built one of these long ago although its whereabouts is currently unknown.



Fig. 5. Corel kit of *HMS Victory* cross section model in 1/98 (Ages of Sail).

Then, the Japanese firm, **Woody Joe**, introduced a much smaller one at 1/160 scale. (Fig. 6) which can be purchased and built with or without sails.



Fig. 6. Cross-section models of *HMS Victory* without and with sails in 1/160 scale from **Woody Joe** (Woody Joe).



Fig. 7. Mantua model of *HMS Victory* bow section. (Mantua)

For those looking for a bit more than a cross-section, **Mantua** offers an *HMS Victory* bow section that is pretty impressive at 1/78 scale (Fig. 7).

Now, **Artesania Latina**, is issuing a kit of this subject in 1/72 (Fig. 8) which is the same scale as **Caldercraft's** large complete *Victory* ship model. This model does not have a complete mainmast with yards and rigging although the modeler can scratch build these additions if so wished.




Fig. 8. The 1/72 **Artesania Latina** *HMS Victory* cross-section model (Artesania Latina)

At its larger scale, the model can accommodate more detail, lighting, and scale figures that can be added to give the model more dynamism and a sense of what life was like aboard such a ship. The published price is \$229.99 is much less than a full ship model of *Victory* and, it will be available through **Ages of Sail**.

And so, there is an abundance of choices now at various scales for doing this kind of project. And don't forget the **Model Shipways** 1/76 scale cross-section model of the *USS Constitution* as shown below in Figure 12.



Under Construction at the Model Shipyard



Fig. 9. A 1/700 scale model of the WW 1 vintage German battleship, *SMS König*, being built by Jacob Cohn. She was the lead ship in the German line of battleships at Jutland in 1916. *König* was scuttled at Scapa Flow following the surrender of the German High Seas Fleet to the British in 1919.



Fig. 10. Progress on the rigging and sails of George Sloup's *Papegojan*. This model was displayed at the IPMS Tri-City Classic, November 25.




Fig. 11. Model of the **Moon Bus** from the movie, **2001: A Space Odyssey** being built by Clare Hess. Illustrated are the **wireless LED lighting** array discussed in the October, Foghorn.




Fig. 12. Progress on Jim Tortorici's 1/76 scale cross-section model of *USS Constitution* kit from **Model Shipways**.



Fig. 13. Gold leaf covered decorations on the *Charles Royal Yacht* model from **Woody Joe** being built by Clare Hess.



Fig. 14. Danish fishing cutter, *Dana*, built by Clare Hess from a **Billings Boats** kit. Displayed at the IPMS Tri-City Classic.



Fig. 15. Jacob Cohn's model of HM Schooner *Pickle* from a **Caldercraft** kit displayed at the IPMS Tri-City Classic. The *Pickle* was the first ship to bring home news of the Royal Navy's victory at Trafalgar in 1805.



Fig. 16. Model by Clare Hess of the American gunboat galley, *Arrow*, used during the Battle of Lake Champlain in 1814. Model displayed at the IPMS Tri-City Classic.




Fig. 17. 1/700 scale model of *USS Enterprise (CV-6)* from Tamiya kit displayed at the IPMS Tri-City Classic by unknown modeler.




Fig. 18. Fletcher class US destroyer, *USS Healy (DD-672)*, from 1/700 Trumpeter kit by unknown modeler displayed at the IPMS Tri-City Classic.




Fig. 19. 1/700 **Hasagawa** kit of Japanese battleship *Mikasa* which served as flagship during Battle of Tsushima in 1905 against the Russians. Model by unknown modeler on display at the IPMS Tri-City Classic.



Fig. 20. Large 1/72 model from **Lindberg** of the WW 2 Imperial Japanese submarine, **IJN I-53** with **Kaiten** manned suicide torpedoes on deck. Built by an unknown modeler and displayed at the Tri-City Classic. A review of this kit can be found in **Fine Scale Modeler** magazine at:

<https://finescale.com/product-info/kit-reviews/2009/10/lindberg-1-72-scale-ijn-i-53-submarine-and-kaitens>



SBMS Club Officers

President	Jim Rhetta	email: jmrhetta@aol.com
Vice President And Newsletter Editor	Ken Lum	email: lum40@comcast.net
Treasurer	Jacob Cohn	email: jcohnster@gmail.com
Harbor Master	George Sloup	email: george.p.sloup@outlook.com
Webmaster	Jim Tortorici	email: oday20@earthlink.net



Annual Club Membership

Send in your Club Membership fee with the attached renewal form. Submit a \$20 check made out to South Bay Model Shipwrights and mail to Jacob Cohn, 726 7th Ave, Redwood City, CA 94063. Mostly, we use the money to pay for our in-person meeting venues and hosting of our website (<http://www.sbmodelships.com>). Welcome Aboard!

Membership Form

Make check out for annual membership of \$20.00 to South Bay Model Shipwrights and mail to Jacob Cohn, 726 7th Ave, Redwood City, CA 94063

Print your name _____ Phone# _____

Address



Receive our Foghorn newsletter by email? Yes ___ No__

Email address _____

To order a club name badge, add \$15.00 to your check and print your name exactly as it should appear on the badge