


Ventura Industrial Products, LLC

Having a Cold One



When 2020 comes to a close, I will sit and reflect on what a crazy year this has been!

Probably while having a cold one! – (Glass of Prosecco that is) ☺

While there were many things out of our control this year, we all seemed to keep bugging on. And I am sincerely grateful to all of you who have supported me and the companies I represent over the course of the year. I truly appreciate all of the opportunities extended to me and look forward to continuing to work with you in the upcoming year and am hopeful that soon we will be able to conduct business in a much more personalized manner.

I had the opportunity to participate in the **IFE (International Fastener Expo)** online Match & Meet event, in lieu of the Vegas show. It was well done given the circumstances and I had a few good virtual meetings, but in my opinion, nothing will replace the laughter, friendships and connections you feel when greeted face-to- face. We will continue to work with what we have, but I hope these restrictions are lifted soon!

Crystal R. from Omni Fasteners solved the **Q3 Fastener Puzzle**. The answer was “Masking up is Fitting” ☺ Good luck solving the 2020 Q4 puzzle on the back. Be the first to email the answer to me at **JV@JackieVentura.com** and win a \$25 Panera Gift card!

News

Goebel Fasteners adds NEW Product Line – M-Grip Lockbolts
Goebel Fasteners introduces Assortment Kits

EFC International launches NEW Website



Ventura Industrial Products, LLC

Telephone: 330-467-0102 Fax: 330-467-0108

Mobile Phone: 216-338-8485

Email: JV@JackieVentura.com



Proud Member of the

North Coast Fastener Association!

*Please call me for Membership Information or visit
NCFA Website at www.ncfaonline.com*

WWW.JACKIEVENTURA.COM

FDI Fastener Distributor Index

Report Based on Monthly Distributor Input

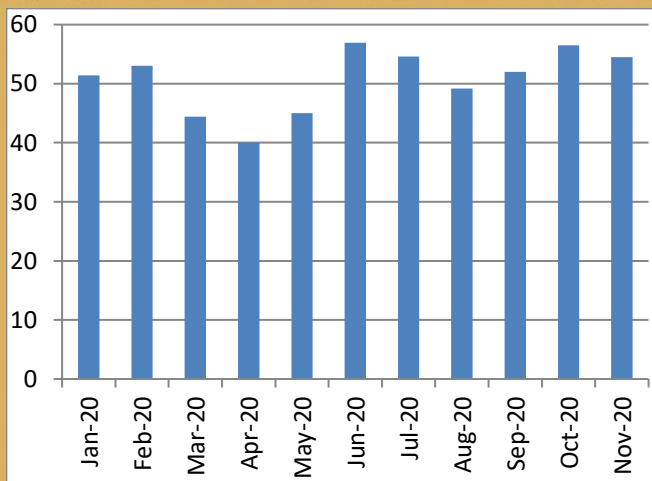
The **Fastener Distributor Index** has been developed by **The FCH Sourcing Network** in conjunction with the **NFDA (National Fastener Distributor Association)** and data is analyzed by **David J. Manthey, CFA** of **R.W. Baird** to measure the operating conditions and sentiment within the North American industrial fastener distributor sector. The **FDI** is compiled monthly from survey input provided by qualified distributors. Results are published on **Fully Threaded Radio** by Mike McNulty of **Fastener Technology International Magazine**. A historical graph of the index is provided below.

The seasonally adjusted Fastener Distributor Index (FDI) for November was **54.5**, moderating slightly from last month but remaining in growth range. The sales index, however, showed some modest improvement m/m as sales were slightly above normal expectations for the seasonally slower month of November. Looking forward, the Forward-Looking Indicator (FLI) retreated moderately but still remains well above 50, seemingly boding well for future demand conditions. Taking the FDI and FLI together, we believe November fastener market conditions showed continued m/m improvement but at a slightly lower rate than October.

The FDI has been developed as a service to the fastener industry and to the wider business community it serves. All survey data collected is maintained in strict confidence and is compiled for publication in index form by **R.W. Baird & Co.** No information collected or compiled through the **FDI** monthly survey is not shared, sold or otherwise used outside the scope of the index.

To add your company to the FDI survey group, visit their website at www.FDIsurvey.com or contact FCH directly with additional questions at (877) 332-7836. This website can be accessed securely by registered users during the monthly open survey period, which occurs during the last week of each month. Registered users receive email reminders at the start of each open survey period.

Anything above 50 indicates growth, below 50 is retraction. With a reading of **54.5**, the pace and sentiment of the fastener industry remained strong during the month, but moderated off the 56.5 spike in October, seasonally adjusted. Hear further FDI commentary with past NDFA President **Doug Ruggles** who joins *Fastener Technology International* editor Mike McNulty on *Fully Threaded Radio* episode 159. www.fullythreaded.com.



REPRESENTING

AIM Test Labs
C&H International
Couplings Company
Dale Company
Disc & Belleville
EFC International
Eastern Industrial Products
Eurolink Fastener Supply Service
Fascomp, Inc.
Goebel Fasteners
One Stop Packaging
Spring Bolt & Nut
Triem Industries
USA Fastener Group
Wyandotte Industries

INDUSTRY EVENTS

2020-2021 CALENDAR

North Coast Fastener Association

Christmas Party Officially Canceled ☹️

National Shows 2021

Fastener Fair – Cleveland, OH June 22-24 2021

***Moved from March 2021**

International Fastener Expo -Las Vegas, NV

September 21-23 2021

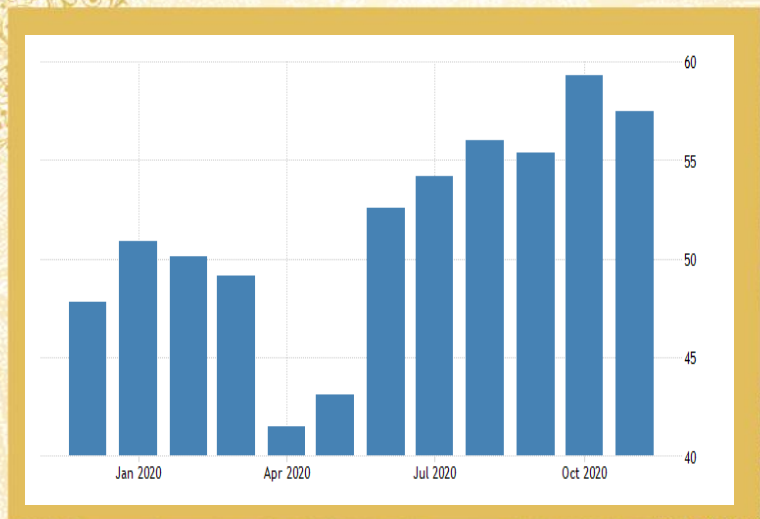
STAFDA – Charlotte, NC

November 7-9 2021

FUN FACTS

13 FACTS YOU MAYBE DIDN'T ALREADY KNOW

1. Mailmen in Russia now carry revolvers after a recent decision by the government.
2. One out of five people in the world (1.1 billion people) live on less than \$1 per day.
3. Quebec City, Canada, has about as much street crime as Disney World.
4. The largest ocean liners pay a \$250,000 toll for each trip through the Panama Canal. The canal generates fully one-third of Panama's entire economy.
5. In every episode of Seinfeld there is a Superman somewhere.
6. The Spanish word esposa means "wife." The plural, esposas, means "wives," but also "handcuffs."
7. City with the most Rolls Royces per capita: Hong Kong.
8. Of the six men who made up the Three Stooges, three of them were real brothers (Moe, Curly and Shemp).
9. If Barbie were life-size, her measurements would be 39-23-33. She would stand 7 feet, 2 inches tall.
10. On average, people fear spiders more than they do death.
11. Thirty-five percent of the people who use personal ads for dating are already married.
12. In Tokyo you can buy a toupee for your dog.
13. A dime has 118 ridges around the edge



ECONOMIC OUTLOOK

| Actual | Previous | Highest | Lowest | Dates | Unit | Frequency |
|--------|----------|---------|--------|-----------|--------------|-----------|
| 57.50 | 59.30 | 77.50 | 29.40 | 1948-2018 | Index Points | Monthly |

The Manufacturing ISM Report On Business® is based on data compiled from purchasing and supply executives nationwide. Survey responses reflect the change, if any, in the current month compared to the previous month. For each of the indicators measured (New Orders, Backlog of Orders, New Export Orders, Imports, Production, Supplier Deliveries, Inventories, Customers' Inventories, Employment and Prices), the report shows the percentage reporting each response, the net difference between the number of responses in the positive economic direction and the negative economic direction, and the diffusion index. A PMI™ reading above 50 percent indicates that the manufacturing economy is generally expanding; below 50 percent indicates that it is generally declining. This page provides the latest reported value for - United States ISM Purchasing Managers Index (PMI) - plus previous releases, historical high and low, short-term forecast and long-term prediction, economic calendar, survey consensus and news.

Source: www.tradingeconomics.com | US BUREAU OF ECONOMIC ANALYSIS

Thoughts to Ponder

“The pessimist sees difficulty in every opportunity. The optimist sees opportunity in every difficulty”

— Winston Churchill



Fastener Cluster Fun

CEPALSI RHDSATE _____ ○ _____ ○ ○ _____

SWCRE AICMHNE OTPDSUCR ○ ○ _____ ○ _____ ○ _____ ○

ITCDESOM SNTU _____ ○ _____ ○ _____ ○

YOLNN NSTEIR NTSOCLUK _____ ○ _____ ○ _____ ○ ○

ANSWER: _____

Clue: What this holiday season is going to be

The puzzle answer winner will be announced in the next newsletter.

Ventura Industrial Products, LLC

9520 S. Skyland Drive
Macedonia, OH 44056

