

NONPACC

New Orleans Neighborhood Police Anti-Crime Council

July 2022 Report



NOPD 2nd District

Captain Eric Gillard

August 8, 2022 ~ 6:30 p.m.

CONFIDENTIAL
NEW ORLEANS POLICE DEPARTMENT
NOT FOR PUBLICATION – FOR INTERNAL USE ONLY

NONPACC Meeting Agenda

- **Introduction:** *Captain Eric Gillard*
- **Review of previous month's issues**
- **Guest speaker(s)**
- **Old & new business (open floor)**
- **Quality of life updates**
- **Calendar of upcoming meetings**
- **Questions & comments**
- **Closing**



12.06.13





DRAWN BY:
OFFICER DEREK CANATELLA

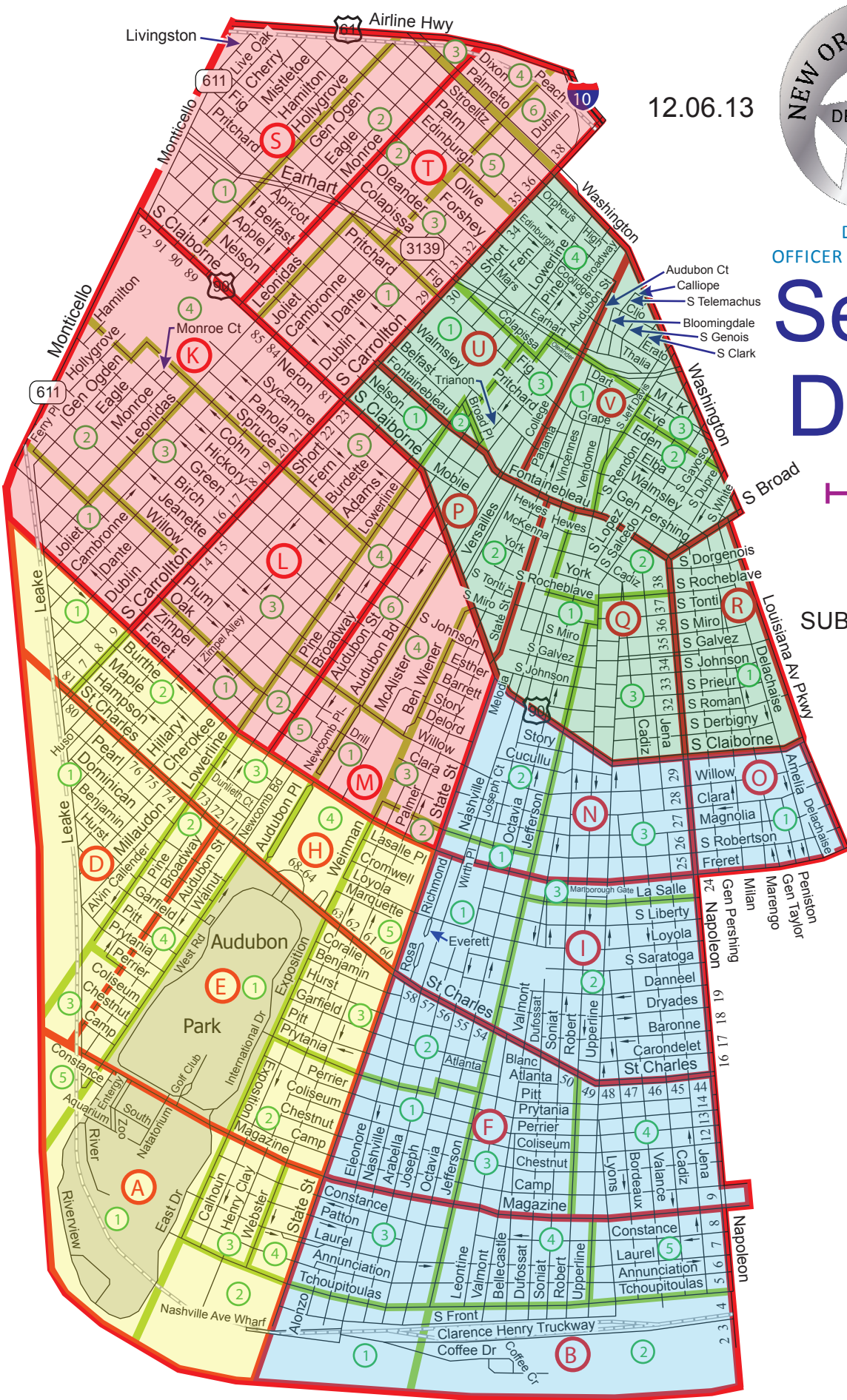
Second District

0.5 Mile

ZONE:  
SUBZONE:  



Sector #1 
Sector #2 
Sector #3 
Sector #4 



UCR Yearly Comparison

YTD 2022 vs YTD 2021

Through July 2022

OFFENSE	TOTAL 2022	TOTAL 2021	# Change	% Change
Murder	5	7	(2)	-29%
Rape	35	29	6	21%
Aggravated Battery	13	11	2	18%
Shooting	11	8	3	38%
Agg. Assault	41	39	2	5%
Agg. Criminal Damage	6	5	1	20%
Armed Robbery	39	26	13	50%
Purse Snatching	0	3	(3)	-100%
Simple Robbery	9	10	(1)	-10%
TOTAL PERSONS	159	138	21	15%

Aggravated Burglary	5	8	(3)	-38%
Business Burglary	22	8	14	175%
Residence Burglary	42	39	3	8%
Simple Burglary	57	29	28	97%
Auto Burglary	427	415	12	3%
Auto Theft	196	175	21	12%
Theft	267	188	79	42%
Shoplifting	110	136	(26)	-19%
Arson	0	3	(3)	-100%
TOTAL PROPERTY	1126	1001	125	12%

TOTAL UCRs	1285	1139	146	13%
-------------------	-------------	-------------	------------	------------

NOPD 2nd District Crime Statistics

UCRs by Zone

YTD 2022

OFFENSE	A	B	D	E	F	H	I	K	L	M	N	O	P	Q	R	S	T	U	V	Total
Murder	-	-	-	-	-	-	-	1	-	-	-	-	-	-	-	3	1	1	-	6
Rape	7	-	1	2	1	-	4	3	2	6	3	1	-	-	-	2	4	1	-	37
Agg. Battery	1	1	-	-	-	-	-	2	-	1	-	-	-	1	2	2	1	3	-	14
Shooting	-	-	-	-	-	-	1	1	-	-	2	-	-	1	-	3	3	-	-	11
Assaults	-	-	-	-	3	1	1	7	1	-	1	4	1	2	1	8	5	3	6	44
Agg. Crim Damage	-	-	-	-	-	-	-	2	-	1	-	1	-	-	-	-	1	-	1	6
Armed Robbery	1	1	1	3	1	2	4	4	4	2	2	1	2	-	1	1	3	3	3	39
Property Snatching	-	-	-	-	-	-	-	-	-	-	-	-	-	-	-	-	-	-	-	-
Simple Robbery	-	-	-	-	-	-	1	1	-	-	-	-	1	-	1	1	2	1	1	9

TOTAL PERSONS	9	2	2	5	5	3	11	21	7	10	8	7	4	4	5	20	20	12	11	166
----------------------	----------	----------	----------	----------	----------	----------	-----------	-----------	----------	-----------	----------	----------	----------	----------	----------	-----------	-----------	-----------	-----------	------------

OFFENSE	A	B	D	E	F	H	I	K	L	M	N	O	P	Q	R	S	T	U	V	Total
Agg. Burg.	-	-	-	-	-	-	-	1	-	-	-	-	-	-	-	2	2	-	-	5
Business Burg.	2	2	-	1	1	2	1	-	-	1	2	3	5	2	-	-	3	1	-	26
Residence Burg.	-	2	2	-	3	4	5	6	5	1	1	-	1	-	-	6	4	3	-	43
Simple Burglary	-	2	2	-	3	4	3	15	12	2	1	5	2	3	2	2	3	-	3	64
Auto Burglary	20	40	18	12	59	14	49	16	19	8	23	24	7	27	11	14	38	18	18	435
Auto Theft	4	17	3	7	9	9	13	23	14	5	13	9	4	16	3	7	18	15	12	201
Theft	6	15	4	-	19	20	15	29	24	25	23	11	2	13	17	10	22	10	14	279
Shoplifting	1	6	-	-	1	9	1	-	-	-	23	7	3	25	1	3	27	4	-	111
Arson	-	-	-	-	-	-	-	-	-	-	-	-	-	-	-	-	-	-	-	-

TOTAL PROPERTY	33	84	29	20	95	62	87	90	74	42	86	59	24	86	34	44	117	51	47	1,164
-----------------------	-----------	-----------	-----------	-----------	-----------	-----------	-----------	-----------	-----------	-----------	-----------	-----------	-----------	-----------	-----------	-----------	------------	-----------	-----------	--------------

TOTAL UCRs	42	86	31	25	100	65	98	111	81	52	94	66	28	90	39	64	137	63	58	1330
-------------------	-----------	-----------	-----------	-----------	------------	-----------	-----------	------------	-----------	-----------	-----------	-----------	-----------	-----------	-----------	-----------	------------	-----------	-----------	-------------

NOPD 2nd District Crime Statistics

UCRs by Zone

July 2022

OFFENSE	A	B	D	E	F	H	I	K	L	M	N	O	P	Q	R	S	T	U	V	Total
Murder	-	-	-	-	-	-	-	-	-	-	-	-	-	-	-	1	1	-	-	2
Rape	-	-	-	-	-	-	1	1	-	1	-	-	-	-	-	-	1	-	-	4
Agg. Battery	-	-	-	-	-	-	-	-	-	-	-	-	-	-	1	-	-	-	-	1
Shooting	-	-	-	-	-	-	-	-	-	-	-	-	-	-	-	-	-	-	-	-
Assaults	-	-	-	-	-	-	-	-	-	-	-	-	-	-	-	2	1	-	-	3
Agg. Crim Damage	-	-	-	-	-	-	-	-	-	1	-	-	-	-	-	-	1	-	-	2
Armed Robbery	-	-	-	-	1	-	2	1	1	-	1	-	-	-	-	-	1	1	1	9
Property Snatching	-	-	-	-	-	-	-	-	-	-	-	-	-	-	-	-	-	-	-	-
Simple Robbery	-	-	-	-	-	-	-	-	-	-	-	-	-	-	-	-	1	-	-	1

TOTAL PERSONS	-	-	-	-	1	-	3	2	1	2	1	-	-	-	1	3	6	1	1	22
----------------------	---	---	---	---	---	---	---	---	---	---	---	---	---	---	---	---	---	---	---	----

OFFENSE	A	B	D	E	F	H	I	K	L	M	N	O	P	Q	R	S	T	U	V	Total
Agg. Burg.	-	-	-	-	-	-	-	1	-	-	-	-	-	-	-	-	-	-	-	1
Business Burg.	-	-	-	-	-	-	1	-	-	-	1	2	3	-	-	-	1	-	-	8
Residence Burg.	-	1	1	-	-	3	-	1	2	-	1	-	-	-	-	4	2	-	-	15
Simple Burglary	-	-	1	-	-	2	-	-	4	-	-	1	-	2	1	1	-	-	2	14
Auto Burglary	1	-	-	-	10	2	9	3	1	2	6	1	1	3	-	2	3	1	-	45
Auto Theft	-	2	-	1	-	1	-	3	1	1	1	1	-	-	-	2	1	3	1	18
Theft	1	3	-	-	3	1	1	2	1	1	2	-	-	2	1	-	3	1	3	25
Shoplifting	-	-	-	-	-	4	-	-	-	-	-	2	1	6	-	1	4	-	-	18
Arson	-	-	-	-	-	-	-	-	-	-	-	-	-	-	-	-	-	-	-	-

TOTAL PROPERTY	2	6	2	1	13	13	11	10	9	4	11	7	5	13	2	10	14	5	6	144
-----------------------	---	---	---	---	----	----	----	----	---	---	----	---	---	----	---	----	----	---	---	-----

TOTAL UCRs	2	6	2	1	14	13	14	12	10	6	12	7	5	13	3	13	20	6	7	166
-------------------	---	---	---	---	----	----	----	----	----	---	----	---	---	----	---	----	----	---	---	-----

UCR Solve Rate for 2022

CBA+CBW
CBA+CBE +CBE

Clearances	YTD Total	C.B.A.	C.B.W.	C.B.E.	TOTAL Cleared	TOTAL Solved	DIU Cleared	% Cleared	% Solved
------------	-----------	--------	--------	--------	---------------	--------------	-------------	-----------	----------

Murder	5	4	0	0	4	4	0	80%	80%
Rape	35	2	2	0	2	4	0	6%	11%
Agg. Battery	13	8	3	0	8	11	3	62%	85%
Shooting	11	5	0	0	5	5	4	45%	45%
Agg. Assault	41	16	9	1	17	26	3	41%	63%
Agg. Crim Damage	6	2	0	0	2	2	1	33%	33%
Armed Robbery	39	21	4	0	21	25	23	54%	64%
Purse Snatching	0	0	0	0	0	0	0	-	-
Simple Robbery	9	1	0	0	1	1	1	11%	11%

TOTAL PERSONS	159	59	18	1	60	78	35	38%	49%
----------------------	------------	-----------	-----------	----------	-----------	-----------	-----------	------------	------------

Agg. Burg.	5	3	1	0	3	4	0	60%	80%
Business Burg.	22	7	2	0	7	9	7	32%	41%
Residence Burg.	42	5	2	1	6	8	3	14%	19%
Simple Burglary	57	4	3	0	4	7	5	7%	12%
Auto Burglary	427	22	9	0	22	31	27	5%	7%
Auto Theft	196	26	2	0	26	28	15	13%	14%
Theft	267	15	6	1	16	22	4	6%	8%
Shoplifting	110	21	12	0	21	33	16	19%	30%
Arson	0	0	0	0	0	0	0	-	-

TOTAL PROPERTY	1126	103	37	2	105	142	77	9%	13%
-----------------------	-------------	------------	-----------	----------	------------	------------	-----------	-----------	------------

GRAND TOTAL	1285	162	55	3	165	220	112	13%	17%
--------------------	-------------	------------	-----------	----------	------------	------------	------------	------------	------------

NOPD 2nd District Arrest Statistics

July 2022 & YTD 2022

	July 2022	Total 2022
Items Handled	1650	
Reports	465	
Citations	51	
Vehicle Checks	17	
Ped Checks	31	
Bicycle Check	0	
FICs	81	
Felony	30	159
State Misd.	9	158
Traffic	1	11
Municipal	8	82
Juvenile	6	38
Summons	10	82
Narcotics	5	13
Firearms	3	33
Truants	0	0
Curfew	9	16
17r	1	3
Bodies	67	
Total Arrests	82	595

2022 Gun Arrests
36

2022 Gun Seizures
65

2022 Guns Stolen from Vehicles
45

Burglarized Vehicles Left Unlocked
153 of 435 35%

Stolen Vehicles with Keys Available
83 of 201 41%



CITIZENS POLICE ACADEMY



WHEN

Every Saturday
August 13 thru October 1, 2022
10:00AM - 1:00PM
(excluding September 3, 2022)



WHERE

Various NOPD locations



REGISTRATION

Applications are available online at
[NOPD Citizen Academy Application \(nola.gov\)](https://nola.gov/nopd-citizen-academy-application)



CONTACT

Sergeant Shannon Jones-Brewer
Community Engagement Office
(504)658-5590
NOPDCommunityEngagement@nola.gov

Hosted by the New Orleans Police Department

Classes offered include:

- * A seven week program to be held on Saturdays
- * Learn about the NOPD and the criminal justice system in a fun and interactive setting.
- * Learn about community policing, patrol duties, new technologies used by the NOPD, specialized divisions, crime lab and much more.
- * A closing ceremony will be held upon completion of the training.

Registration & Information

- * You must be 21 years of age or older to join.
- * Participant seating is limited.
- * Food and beverages will be served.
- * If anyone has any additional questions regarding the Citizens Police Academy, please contact the Office of Community Engagement at (504)658-5590.

Stay connected with us on social media and NOPDnews.com





New Orleans Police Department District Hot Sheet

Hot Sheets are used by the NOPD to identify areas where illegal activities are occurring, have occurred, or where potential problems exist.

Mail to 3401 Broadway Street, New Orleans LA, 70125 or Email at NOPD2ndDistrict@nola.gov

Complainant's Name: _____

Address: _____

Phone: _____

Target address/intersection/area: _____

Problem(s) occur most often at A.M. P.M. (time of day if specific): _____

Weekday: Mon. Tue. Wed. Thu. Fri. Sat. Sun.

Resident(s) Names (if known): _____

Property Owner (if known): _____

Type of Problem(s)

Check all that applies and please use the remarks section below for additional information such as description of house, car, etc.

1. Drug Dealing (location of drugs if known): _____

2. Abandoned Housing Loitering Squatters Suspicious Activity

3. Abandoned Vehicle (make, model, license plate if known)
Vehicle #1: _____
Vehicle #2: _____

4. Vacant Lot Tall Grass Trash Abandoned Cars Loitering

5. Street lights None Broken Hidden by trees/ Other obstruction

6. Trees need trimming (specific location of trees): _____

7. Curfew Violation (essential to the future of New Orleans): _____

8. Truant activity (School year only [August through June]): _____

9. Excess loitering at location: _____

10. Illegal business activities (Alcohol Beverage Outlet violations, auto repair, no permit, etc.): _____

11. Noise (type): _____

12. Other complaints (solicitation/prostitution, illegal food sales, illegal boarding houses, stolen property, speeding/traffic, etc.): _____

Important Telephone Numbers

Second District main phone 658-6020

The 2nd District Station is now closed to the public from 10pm to 8 am

COPS 2 (Citizens Organization for Police Support) www.cops2.org

To sign up for email alerts www.Nola.gov/subscribe

For 2nd District officer requests for Community meetings only - NOPD2ndDistrict@nola.gov

Call 311 for all Below Services

City Services LA/SPCA 368-5191
Abandoned Cars Crime Stoppers 822-1111
Illegal Dumping Litter Curfew Center 658-0369
Department of Streets Public Advocacy 658-4015
Safety & Permits Drug Hotline 581-2878
Sanitation
Health Department www.nola311.org
S & Water Board
Housing
Zoning
Housing/Code Enforcement
Broken Street Lights
Parking Control
Park & Parkways

Mayor's Office: 658-4900 City of New Orleans info: 311 or 658-4000

Name.....	District	Phone	Fax	Email
Helena Moreno.....	At-Large	658-1070	658-1077	HelenaN.Moreno@nola.gov
Donna Glapion.....	At-Large	658-1960	658-1068	Donna.Glapion@nola.gov
Joseph Giarrusso.....	District A	658-1010	658-1016	Joseph.Giarrusso@nola.gov
Jay Banks.....	District B	658-1020	658-1025	Jay.Banks@nola.gov

2nd District Captain Eric Gillard - NOPD2ndDistrict@nola.gov

Public Access MAX data

https://public.tableau.com/profile/nola#!/vizhome/MAX_0/TableofContents

NOPD News email: <http://nopdnews.com/home/>