


Colour Guide

Fabric Colours

Motion Felt



Splice



Colour Guide

Fabric Colours

Breathe




N

Navy
(CM509)




ST

Steel Blue
(CM513)




RB

Royal Blue
(CM508)




SB

Sky Blue
(CM507)



BB

Baby Blue
(CM506)




FG

Fern Green
(CM512)




LG

Lime Green
(CM503)




P

Plum
(CM514)



R

Ruby Red
(CM515)



TR

Tomato Red
(CM501)



BRO

Bright Orange
(CM502)



BUO

Burnt Orange
(CM511)




B

Black
(CM516)




SG

Slate Grey
(CM510)



AG


Alloy Grey
(CM505)



C

Camel
(CM504)

Eurotex PU




BPU

Black



WPU

White

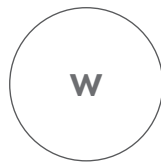


CPU

Camel

Colour Guide

Worktop Colours



White




New Oak



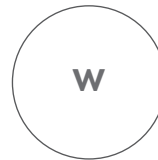
Solid Beech
with shark-nose edge

Powdercoat Colours

Various powdercoat finishes have been applied depending on use situation (Matt/ Gloss/ Ripple finish/ Sand finish) Ask your account specialist for details.



Black



White

Colour Guide

AcoustiQ Panel Colours - 10mm/20mm/30mm



White



Marble Grey



Pacific Marble



Slate Grey



Grey



Charcoal Grey



Black



Light Beige



Dark Beige



Natural



Dark Natural



Brown



Pink



Coral Pink



Royal Pink



Pacific Blue



Sky Blue



Cobalt Blue

Colour Guide

AcoustiQ Panel Colours - 10mm/20mm/30mm



Blue




Dark Blue



Purple



Dark Purple



Yellow



Jaisalma Yellow



Banana Green



Moss Banana
Green



Green




Dark Green




Peacock Green



Dark Peacock
Green




Orange



Red



Dark Red



Maroon



Dark Maroon