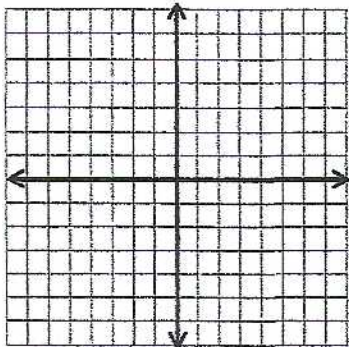


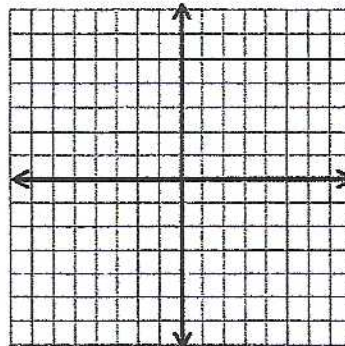
Graphing Linear Inequalities

Sketch the graph of each linear inequality.

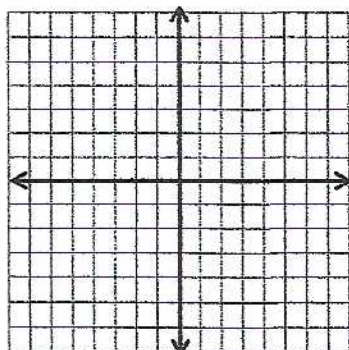
1) $y < 2x - 1$



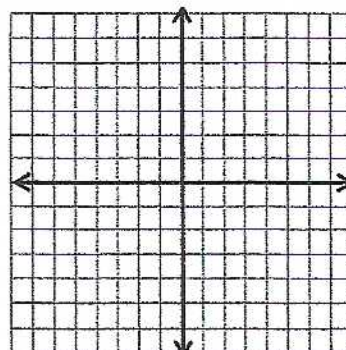
2) $y \geq x - 4$



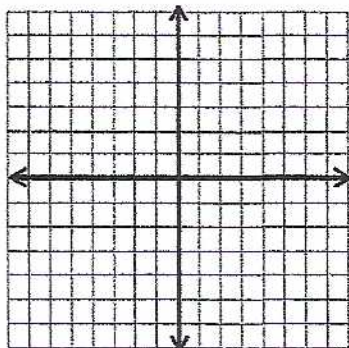
3) $y \geq -4x + 2$



4) $y < -x - 3$



5) $y > -3x + 6$



6) $y < 5x - 7$

