



VISION
DISTRIBUTION
BUY IT AT LESSER PRICES.

Product Details

Tél : (514) 492-1234

Email : infodistribution-vision.com

Site web : www.distribution-vision.com

01



Model: WS-Hi1

Size: 19.5*30*40cm

Weight: 11kg

PCS/20' GP: 648

Recommended reason

- Automatic cleaning system
- With wifi module inside
- One touch coffee making
- With personal control by app
- Custom coffee parameters
- Alloy Steel Grinding: Fast to 2g/s Quick coffee making
- Touch screen: Capacitive screen 1 inches
- Drink types: coffee, Espresso



Model: WS-Hi2

Size: 19.5*30*40cm

Weight: 11kg

PCS/20' GP: 648

Recommended reason

- With Steam rod (Make milk froth manually)
- Automatic cleaning system
- With wifi module inside
- One touch coffee making
- With personal control by app
- Custom coffee parameters
- Alloy Steel Grinding: Fast to 2g/s Quick coffee making
- Touch screen: Capacitive screen 1 inch
- Drink types: coffee, Espresso; Make milk froth manually



Model: WS-Hi3

Size: 19.5*30*40cm

Weight: 11kg

PCS/20' GP: 648

Recommended reason

- With milk suction hose, Make milk coffee with one click
- Automatic cleaning system
- With wifi module inside
- One touch coffee making
- With personal control by app
- Custom coffee parameters
- Alloy Steel Grinding: Fast to 2g/s Quick coffee making
- Drink types: coffee, Espresso, Cappuccino, Milk foam



Model: WS-Hi5

Size: 19.5*30*40cm

Weight: 11kg

PCS/20' GP: 648

Recommended reason

- With milk cooler inside
- Automatic cleaning system
- With wifi module inside
- One touch coffee making
- With personal control by app
- Custom coffee parameters
- Alloy Steel Grinding: Fast to 2g/s Quick coffee making
- Touch screen: Capacitive screen 1 inch
- Drink types: coffee, Espresso, Latte/Cappuccino



Model: WS-T1

Size: 320*245*425mm

Weight: 14kg

Power cable length: 1.2m

Recommended reason

- Automatic cleaning system
- Power: 100-120/220-240V 50/60Hz 1480W
- Water tank capacity: 1.5L, bean bin capacity: 150*2 g
- One touch coffee making
- 300G bean container
- Coffee cup counter
- Custom coffee parameters
- Alloy Steel Grinding: Fast to 2g/s Quick coffee makin
- Touch screen: Capacitive screen 4.3 inches
- Drink types: Espresso、Large Espresso、Americano、Long Black、Mild Americano、 Hot water



Model: WS-T2

Size: 320*245*425mm

Weight: 14kg

Power cable length: 1.2m

Recommended reason

- Automatic cleaning system
- Power: 100-120/220-240V 50/60Hz 1480W
- Water tank capacity: 1.5L, bean bin capacity: 150*2 g
- Steam rod makes foam
- One touch coffee making
- 300G bean container
- Coffee cup counter
- Custom coffee parameters
- Alloy Steel Grinding: Fast to 2g/s Quick coffee makin
- Touch screen: Capacitive screen 4.3 inches
- Drink types: Americano, Espresso, Large Espresso, Long Black, Hot Water, Steam



Model: WS-T3

Size: 320*245*425mm

Weight: 14kg

Power cable length: 1.2m

Recommended reason

- Suction tube can be removed for cleaning
- Power: 100-120/220-240V 50/60Hz 1480W
- Water tank capacity: 1.5L, bean bin capacity: 150*2 g
- The brewing system cleans automatically
- One touch coffee making
- Double bean container design
- Coffee cup counter
- Custom coffee parameters
- Alloy Steel Grinding: Fast to 2g/s Quick coffee makin
- Touch screen: Capacitive screen 4.3 inches
- Drink types: Americano, Espresso, Latte, Cappuccino, Hot Water, Milk Froth



Model: WS-T6

Size: 245*320*425mm

Weight: 11.2kg

Power cable length: 1.2m

Recommended reason

- 6 kinds of drinks
- Power: 100-120/220-240V 50/60Hz 1480W
- Water tank capacity: 1.5L, bean bin capacity: 150*2 g
- Core system : vertical dropping system、cleanable burr、cleanable powder channel、cleanable horizontal brewing unit、two bean tank、capacitive screen 4.3 inches
- Boiler: 2 PCS、19bar Italy Pump、swith flowmeter、bottom reel
- Setting of milk frother: automatic milk frothers adjust system、automatic milk frothers cleaning system、milk cooler、cleanable milk container、refrigeraton
- Setting of network: wifi、personal coffee、settingable IP&Port



Model: WS-205

Net weight: 12.7kg

Body material: stainless steel

Size: 570*335*460mm

Gross weight: 14.2kg

Recommended reason

- Self - carrying fresh milk foam steam tube
- Use more durable materials, switch machine automatic cleaning
- Coffee machine top warm cup panel, can be placed 2-3 Cabo cups, suitable for daily family scene use
- Double-bin design of bean powder in coffee machine, 6 levels adjustable grinding thickness knob
- Water shortage, lack of beans alarm system, coffee export lamp, export height can be adjusted



Model: WS-203

Net weight: 13.5kg

Body material: stainless steel

Size: 475*246*370mm

Gross weight: 15kg

Recommended reason

- 16 kinds of drinks
- Power: AC220-240V/ 1300W/ 50Hz/19Bar extraction pressure
- Water tank capacity: 1.7L, bean bin capacity: 250g
- With fresh milk foamer, drink output automatic record, drink parameters can be customized
- Lack of beans, water shortage alarm prompt, waste residue full automatic prompt,
- switch machine automatic cleaning system
- The grinding system can be adjusted, the bubbler can be cleaned out,
- the water pump and the double boiler system



Model: WS-202

Net weight: 13.5kg

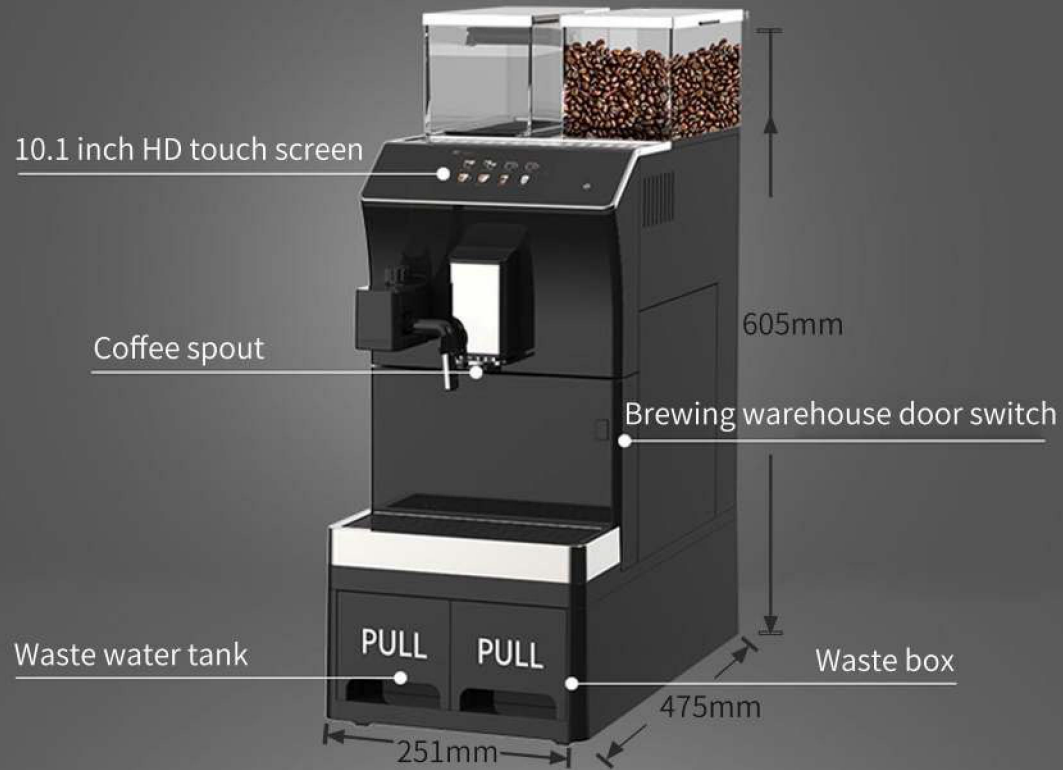
Body material: stainless steel

Size: 570*335*460mm

Gross weight: 15kg

Recommended reason

- Household type, not limited to the family scene, corporate tea room, office or reception room, meeting room are applicable
- Self - carrying milk pot, one - touch screen
- 8 kinds of drinks, AC220-240V/AC110-120V,19bar
- Double-use bean powder, lack of water shortage beans prompt, coffee waste residue full prompt, coffee export lamp, export height adjustable, restore factory setting, information self-recording.



Model: WS-101


Water tank volume: 3.5L

Bean tank volume: 1kg

Quota voltage: AV220V/50Hz/1300W

Recommended reason

- 16 kinds of drinks
- With fresh milk foamer, drink output automatic record, drink parameters can be customized
- Lack of beans, water shortage alarm prompt, waste residue full automatic prompt
- Switch machine automatic cleaning system
- The grinding system can be adjusted, the bubbler can be cleaned out
- The water pump and the double boiler system
- Self-discharge wastewater、Waste residue
- ☆ External water source, and Barreled water



☆External water source, and Barreled water



Model: WS-C5403F

Pressure: 15 Bar

Recommended reason

- * Specification: 1100W
 - * 15bar powerful pressure pump
 - * Die-casting aluminum alloy boiler
 - * 1.5L detachable transparent water tank
 - * 1 and 2 cups dual-stainless steel filter ,
 - * Touch screen with programmed one cup, two cups manual and steam function.
 - * With high pressure frothing function
 - * With overheating and overpressure protected device
 - * Detachable drop tray for easy cleaning
 - * With NTC to have precise temperature control
- Pre-brew system, which will make the coffee cake moist before brewing.
- * Body:Plastic housing with SS decoration
 - * Function:Espresso/Cappuccino/Hot Water
 - * Accessories:
One and Two cup dual SS filter(ESE SS filter for optional),spoon with tamper



Model: WS-C8501GS

Pressure: 15 Bar

Recommended reason

- * 220-240V/50Hz/850W
- * 15 bar powerful pressure pump
- * Die-casting aluminum alloy boiler
- * 1.5L detachable transparent water tank
- * 2 cups dual-stainless steel filter
- * With high pressure frothing function
- * With overheating and overpressure protected device
- * Detachable drop tray for easy cleaning
- * Function: Espresso/Cappuccino/Hot Water
- * Body: Plastic housing with SS decoration
- * Accessories:

Two cup dual SS filter(one cup and ESE SS filter for optional), spoon with tamper



Model: WS-CS1

Net weight: 4.23kg

Body material: ABS matte

Size: 400*300*420mm

Gross weight: 4.95kg

Recommended reason

- Power: 220V~/50Hz/1050W/20Bar Pressure Water Pump
- Capacity: 1.2 L Tank
- Dual use of coffee powder and capsule, compatible with Nestle, Starbucks, Lavasa and other capsules;
- Thin and compact retro shape, with temperature dial;
- Water storage boiler heating system, with steam and hot water nozzle, fast milk foam;
- ABS frosted shell, top warm cup area, NTC temperature control system;
- Removable coasters and water tanks; ODE water pump from Italy;



Model: WS-C5418

Pressure: 15 Bar

Recommended reason

- * 1450W,
- * 15-bar professional pressure ensures quality results every time
- * The machine brews authentic barista-quality beverages: single or double espresso, cappuccino or latte.
- *Thermo block heating and pre-brew system, which will make the coffee cake moist before brewing.
- *The automatic flow stop feature dispenses just the right amount of espresso.
- * The double drip tray is easy to adjust or remove to fit taller cups
- *1.0 L large detachable transparent water tank with closing lid
- *With high pressure frothing function for making cappuccino
- *Power switch with indicator light
- *With PCB electronic control to ensure the temperatures of water and steam more accurate
- *With overheating and overpressure protected device, safe and reliable
- *Detachable frothing nozzle and drip tray for easy cleaning
- *Warming plate for coffee cups pre-heating



Model: WS-C5418GS

Pressure: 15 Bar

Recommended reason

- * 1450W,
- * 15-bar professional pressure ensures quality results every time
- * The machine brews authentic barista-quality beverages: single or double espresso, cappuccino or latte.
- *Thermo block heating and pre-brew system, which will make the coffee cake moist before brewing.
- *The automatic flow stop feature dispenses just the right amount of espresso.
- * The double drip tray is easy to adjust or remove to fit taller cups
- *1.0 L large detachable transparent water tank with closing lid
- *With high pressure frothing function for making cappuccino
- *Power switch with indicator light
- *With PCB electronic control to ensure the temperatures of water and steam more accurate
- *With overheating and overpressure protected device, safe and reliable
- *Detachable frothing nozzle and drip tray for easy cleaning
- *Warming plate for coffee cups pre-heating



Model: WS-101B

Net weight: 2.96kg

Body material: PP material

Size: 325*250*345mm

Gross weight: 4.42kg

Recommended reason

- Power: 220V~/50Hz/1250W
- Capacity: 0.9L Tank
- Color: Light Lake Green
- 20BAR gold pressure;
- Strong steam, light milk foam;
- Food grade stainless steel steam milking tube, material safety;
- 900ml large capacity water tank, support multiple sharing;
- Double cup shunt, production saves time and effort;
- Stepless knob control, easy to operate;
- High appearance level small fresh shape, home to match everything;



Model: WS-C7008T

Pressure: 15 Bar

Recommended reason

*220-240V/50Hz/1230-1470W

*15barpowerfulpressurepump

*ThermoblockfastheatingsystemwithSSpipe,moreclean,noscale

*1.2Lwatertank,500MLmilk tank.

*buttonsooperationforbrewingcoffeewithmodesofsmallcupvolume,
bigcupvolumeforespesso,cappuccinoandLatte.

*Instantdoubleboiler,theperfectespessoandrichmilk.

*AccurateNTCtemperaturecontrol

*Flowmeterforcontrollingaccuratecoffeeamount

*Preheatingtime≤90S

*Detachablemilk tank, watertankandadjustabledrip tray.

*Funnelandfiltercanbestoredatbackoftheunit

*Becompatiblewithhigh&lowcups

*Body:ABSplastichousingwithSSdecoration

*Function:Espresso/Cappuccino

*Accessories:

TwocupdualSSfilter(OnecupandESESSfilterforoptional),spoonwithtamper



Model: WS-C5009

Pressure: 15 Bar

Recommended reason

- * 220-240V/50Hz/1230-1470W
- * 15 bar powerful pressure pump
- * Thermo block fast heating system with SS pipe, more clean, no scale
- * 1.2L water tank, 500ML milk tank.
- * buttons operation for brewing coffee with modes of small cup volume, big cup volume for espresso, cappuccino and Latte.
- * Instant double boiler, the perfect espresso and rich milk.
- * Accurate NTC temperature control
- * Flow meter for controlling accurate coffee amount
- * Preheating time $\leq 90S$
- * Detachable milk tank, water tank and adjustable drip tray.
- * Funnel and filter can be stored at back of the unit
- * Be compatible with high&low cups
- * Body: ABS plastic housing with SS decoration
- * Function: Espresso/Cappuccino
- * Accessories:
Two cup dual SS filter(One cup and ESE SS filter for optional), spoon with tamper



Model: WS-1001

Net weight: 4.15kg


Body material: Clinker

Size: 400*300*420mm

Gross weight: 5.82kg

Recommended reason

- Power: 220V~/50Hz/1230W/15Bar Pressure Water Pump
- Capacity: 1.0L Tank, 0.7L Milk Crate \ Intelligent (Italian);
- Textured Nile blue, high-end electroplated parts;
- Latte, cappuccino one key modulation;
- Coffee machine KCF-1001 thermal resistance namely thermal double boiler system;
- Precision coffee flowmeter, high-end NTC temperature control;



Model: WS-100C

Net weight: 3.43kg

Body material: ABS

Size: 265*220*326mm

Gross weight: 4.13kg

Recommended reason

- Power: 220V~/50Hz/1240W
- Capacity: 1.4L
- 20BAR gold pressure;
- Double temperature controller carefully temperature control, coffee taste mellow;
- Easy to operate, automatic cleaning of extraction milk foam with one key;
- Customized, milk foam thickness, export Angle and cup size can be adjusted;
- Maternal and baby material, comfortable to drink.



Model: WS-100

Net weight: 3.53kg

Body material: ABS

Size: 265*220*326mm

Gross weight: 4.13kg

Recommended reason

- Power: 220V~/50Hz/1240W
- Capacity: 1.4L
- Color: Black
- 20BAR gold pressure;
- Double temperature controller carefully temperature control, coffee taste mellow;
- Easy to operate, automatic cleaning of extraction milk foam with one key;
- Customized, cup size and milk foam can be adjusted;
- ABS material, comfortable drinking;



Model: WS-CS2

Net weight: 1.61kg

Body material: PP material

Size: 280*230*292mm

Gross weight: 2.21kg

Recommended reason

- Power: 220V~/50Hz/1050W/20Bar Pressure Water Pump
- Capacity: 0.3L Tank, Drip coffee maker
- With ceramic cup, simple white novel appearance;
- With permanent nylon extraction net, prevent dry burning;
- The extraction temperature was about 65°C, and the extraction time was 4 minutes;
- ABS case, stainless steel decorative panel;

Water nozzle

Display

Glass



Water tank

Water ruler

Power cable

Main body

Model: WS-1706BAT

Net weight: 2.1kg

Body material: PPmaterial

Size: 253*234*369mm

Gross weight: 2.5kg

Recommended reason

- Power: 220V/50Hz/1250W
- Capacity (cup) : 5-10 cups
- 24 hours of intelligent reservation to make coffee
- Three levels of heat preservation temperature, heat preservation for 4 hours
- Adjustable clock function
- One key cleaning function, one machine multi-purpose
- Adjustment of taste: the degree of matching different coffee powder, can brew different thick taste



Model: WS-CG9406B

Pressure: 15 Bar

Recommended reason

- * 220-240V/200W
- * Electronic touch screen display
- * Plastic body
- * Conical burr type SUS coffee grinder
- * With knob mode, can adjust the amount of grinding

Rotating bean box, 30 gears of grinding powder can be adjusted

- * Hopper capacity: 300g
- * coffee powder container capacity : 130g
- * Option :

1/ anti-static system

2/ Anti-static system with funnel holder

3/ Auto close hopper bottom entry



Model: WS-I1

Refrigerant: R134a 3.42Oz/97g

Water tank capacity: 1.6L

Product Size: 357*423*452mm

Package Size: 428*497*520mm

Quota voltage: 220V/50Hz

Ice capacity: 22kg/24h

N.W/G.W: 15.6KG/18.5KG

Recommended reason

- Instant making ice
- Full Automatic Computerized Panel
- Single water tap on side
- Soft Touch Controls
- Front drawer to catch ice cube
- Ice bullet warhead
- Uses Tap Water or Bottled Water
- Connect pipe option(add extra cost \$5)
- Ice full alarming & deficient water alarming



Model: WS-P103

N.W/G.W: 12KG/15KG

Parameter: 100~240Vac, 50~60HZ,60W

Output voltage: 24Vdc, 2500mA

Product Size: 258*306*463mm

Package Size: 350*400*585mm

Recommended reason

- Operating temperature: 5°C~ 35°C
- Operating humidity: 20% ~ 80% (no condensation)
- Storage temperature: 15°C ~ 60°C
- Storage humidity: 20%~ 93% (no condensation)
- Material size:Printing diameter is within 10cm, height is 7cm-17cm; total weight is less than 1kg
- Wireless transmission (RF):Wi-Fi 2.4GHz, 802.11b/g/n;Bluetooth4.0
- Cup height range: 6-17cm
- Scope of application:Coffee, beer, milk tea, biscuits, cakes
- Production time: 10 s



Sample graph