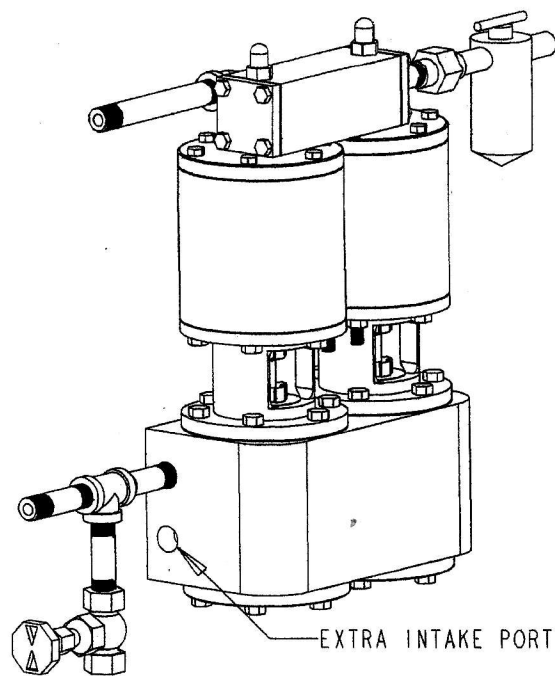
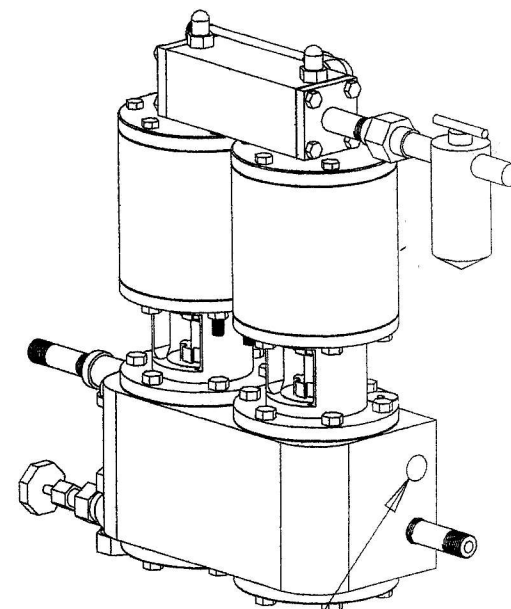
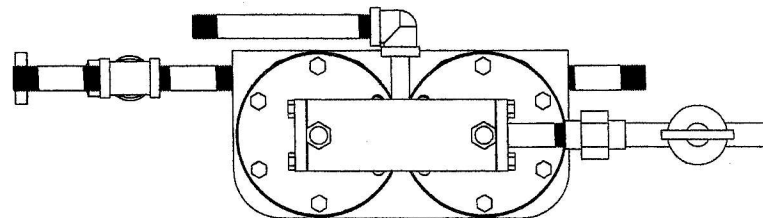


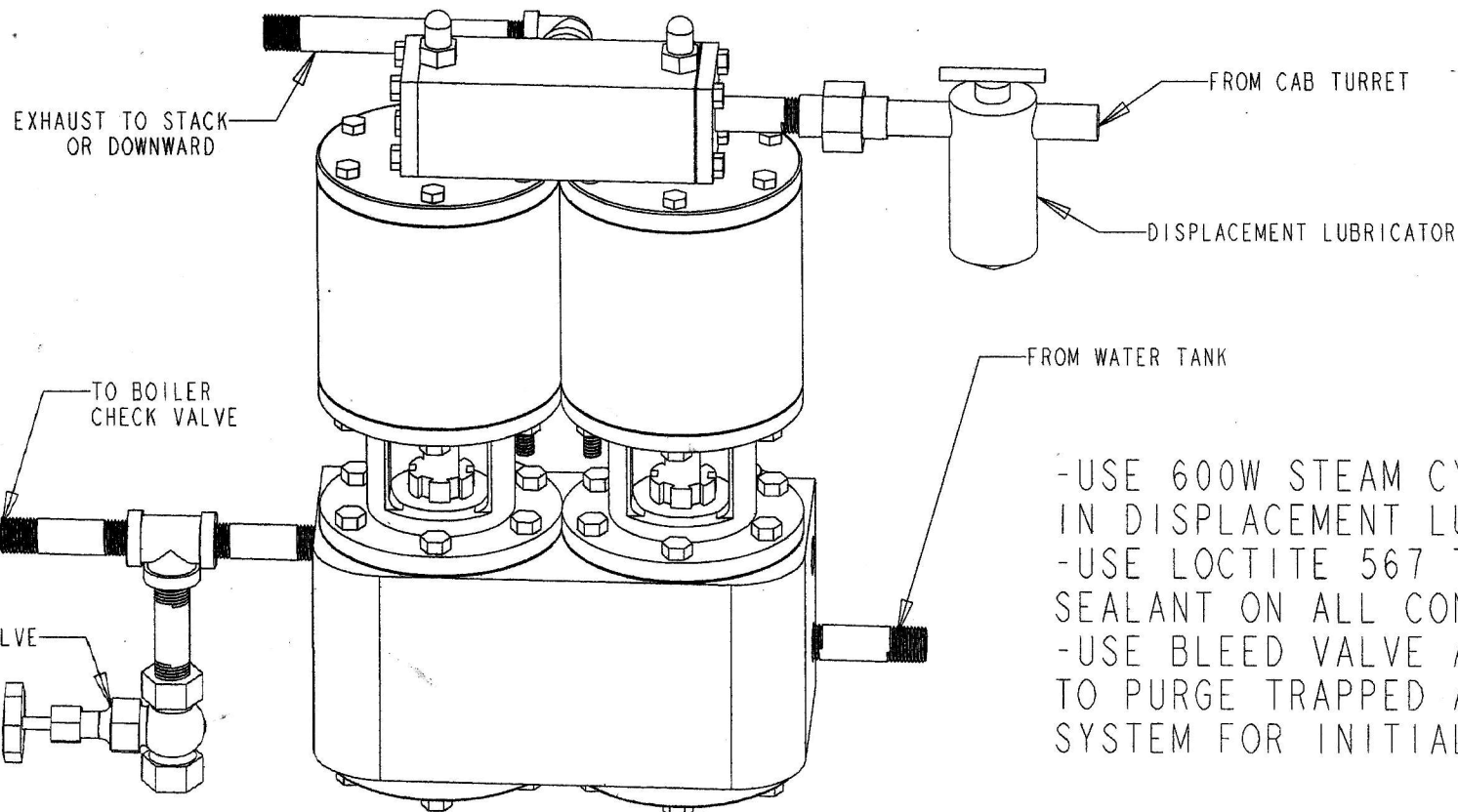
RECOMMENDED PIPING FOR K.S.P. TWO CYLINDER STEAM WATER PUMP



EXTRA INTAKE PORT



EXTRA DISCHARGE PORT



EXHAUST TO STACK
OR DOWNWARD

TO BOILER
CHECK VALVE

BLEED VALVE

FROM CAB TURRET

DISPLACEMENT LUBRICATOR

FROM WATER TANK

- USE 600W STEAM CYLINDER OIL IN DISPLACEMENT LUBRICATOR.
- USE LOCTITE 567 TEFLON THREAD SEALANT ON ALL CONNECTIONS.
- USE BLEED VALVE AS SHOWN TO PURGE TRAPPED AIR IN SYSTEM FOR INITIAL OPERATION.

Two Cylinder Steam Water Pump

Parts List

by **Keim Steam Pumps**

For 1 ½" Scale Steam Locomotives

- 1) Top head assembly
- 2) Valve chest head (1 required)
- 3) Valve chest head with inlet (1 required)
- 4) Left / Right valve chest head gasket (2 required)
- 5) Main valve (2 required)
- 6) Main valve clamp (2 required)
- 7) Trip rod (2 required)
- 8) 3-48 x 1/4" Stainless Steel hex head bolt (8 required)
- 9) 5-40 x 3/8" Stainless Steel hex head bolt (40 required)
- 10) 5-40 Stainless Steel hex nut (4 required, not shown)
- 11) Steam cylinder (2 Required)
- 12) Top steam cylinder head gasket (2 Required)
- 13) Bottom steam cylinder head gasket (2 Required)
- 14) Steam Piston (2 Required)
- 15) Steam Piston O-ring (1 3/16" x 1/8" Viton, 2 required)
- 16) Piston Rod (2 Required)
- 17) Clamp stud (4 required)
- 18) Center Piece (2 Required)
- 19) Packing gland (4 required)
- 20) Packing gland O-ring (5/16" x 1/16, Viton, 4 required)
- 21) Water cylinder
- 22) Water cylinder top / bottom head gasket (4 required)
- 23) Water piston (2 Required)
- 24) Water piston O-ring (13/16" x 1/8 "double seal" type, 2 required)
- 25) Ball check valve (1/4" dia., 4 required)
- 26) Ball check valve (5/16" dia., 4 required)
- 27) Check Valve Plug (4 required)
- 28) Lower water cylinder head cover (2 Required)
- 29) Pipe Plug 5/16-27 MTP (2 Required, not shown)

