



EDGE

PLAYERS

868

EDGE PRO TEAM MIDLAYER

PREMIUM QUALITY 1/4 ZIP MIDLAYER

- ✔ Premium 1/4 zip midlayer
- ✔ 220gsm full dull flat knit polyester with antipill fleece reverse
- ✔ Contoured arm panel in two tone contrast mesh fabric
- ✔ Scooped hem with contrast colour reversed zipper tape
- ✔ Signature "Edge" range colour contrast print details
- ✔ Perfect for layering up in style



THERMAL
BALANCE



QUICK DRY



LIGHTWEIGHT



WARMTH



EASY CARE



9 STOCK COLOUR COMBINATIONS



Black / Black/Amber / Black/Emerald / Black/Red / Black/White
Navy / Navy/Red / Navy/Sky / Navy/White

868 EDGE PRO MIDLAYER SIZE GUIDE

Size	XSY	SY	MY	LY	XLY	S	M	L	XL	2XL	3XL	4XL
Years	6/7	8/9	10/11	12/13								
Chest Inches (to fit)	24/26	26/28	28/30	30/32	32/34	34/36	38/40	42/44	46/48	48/50	50/52	52/54
Chest cm (to fit)	61/66	66/71	71/76	76/81	81/86	86/91	97/102	107/112	117/122	122/127	127/132	132/137
Vatable	No	No	No	No	No	Yes	Yes	Yes	Yes	Yes	Yes	Yes

EDGERANGE



2 STOCK COLOUR COMBINATIONS



Black / Navy

867 EDGE PRO TEAM POLO SIZE GUIDE

Size	LY	XLY	S	M	L	XL	2XL	3XL	4XL
Years	12/13								
Chest Inches (to fit)	30/32	32/34	34/36	38/40	42/44	46/48	48/50	50/52	52/54
Chest cm (to fit)	76/81	81/86	86/91	97/102	107/112	117/122	122/127	127/132	132/137
Vatable	No	No	Yes	Yes	Yes	Yes	Yes	Yes	Yes



BREATHABLE



QUICK DRY



EASY CARE



867

EDGE PRO TEAM POLO

CONTEMPORARY PREMIUM POLO SHIRT

- ✓ 180gsm super soft technical polyester pique
- ✓ Scooped hem and side detail
- ✓ Performance fit
- ✓ New grandad style ribbed collar
- ✓ Signature "Edge" range print details
- ✓ A classic but innovative design combined with premium fabric

EDGERANGE

874

EDGE PRO POLY HOODIE

PREMIUM QUALITY, TECHNICAL HOODIE

- ✔ Ultra warm hooded top
- ✔ 260gsm full dull polyester face with heavy brushed back
- ✔ Contemporary design front pocket pouch
- ✔ Contoured arm panel in two tone contrast mesh fabric
- ✔ Signature "Edge" range colour contrast print details
- ✔ A forward thinking performance hoodie



THERMAL
BALANCE



QUICK DRY



WARMTH



EASY CARE



9 STOCK COLOUR COMBINATIONS



Black / Black/Amber / Black/Emerald / Black/Red / Black/White
Navy / Navy/Red / Navy/Sky / Navy/White

874 EDGE PRO POLY HOODIE SIZE GUIDE

Size	XSY	SY	MY	LY	XLY	S	M	L	XL	2XL	3XL	4XL
Years	6/7	8/9	10/11	12/13								
Chest Inches (to fit)	24/26	26/28	28/30	30/32	32/34	34/36	38/40	42/44	46/48	48/50	50/52	52/54
Chest cm (to fit)	61/66	66/71	71/76	76/81	81/86	86/91	97/102	107/112	117/122	122/127	127/132	132/137
Vatable	No	No	No	No	No	Yes	Yes	Yes	Yes	Yes	Yes	Yes

EDGERANGE







9 STOCK COLOUR COMBINATIONS



Black/Black / Black/Amber / Black/Emerald / Black/Red / Black/White
 Navy/Navy / Navy/Red / Navy/Sky / Navy/White

865 EDGE PRO TRAINING TEE SIZE GUIDE








Size	XSY	SY	MY	LY	XLY	S	M	L	XL	2XL	3XL	4XL
Years	6/7	8/9	10/11	12/13								
Chest Inches (to fit)	24/26	26/28	28/30	30/32	32/34	34/36	38/40	42/44	46/48	48/50	50/52	52/54
Chest cm (to fit)	61/66	66/71	71/76	76/81	81/86	86/91	97/102	107/112	117/122	122/127	127/132	132/137
Vatable	No	No	No	No	No	Yes	Yes	Yes	Yes	Yes	Yes	Yes

-  LIGHTWEIGHT
-  QUICK DRY
-  BREATHABLE
-  EASY CARE

865

EDGE PRO TRAINING TEE

PREMIUM QUALITY, PERFORMANCE FIT TECHNICAL TEE

-  Quick dry moisture management technical tee
-  140gsm ultra soft performance polyester micro knit
-  Lightweight
-  Scooped hem and contoured side panel
-  Performance fit
-  Signature "Edge" range colour contrast print details
-  A premium quality multipurpose tee

EDGERANGE






2 STOCK COLOUR COMBINATIONS



Black / Navy

873 EDGE PRO HOODED JACKET SIZE GUIDE

Size	LY	XLY	S	M	L	XL	2XL	3XL	4XL
Years	12/13								
Chest Inches (to fit)	30/32	32/34	34/36	38/40	42/44	46/48	48/50	50/52	54/56
Chest cm (to fit)	76/81	81/86	86/91	97/102	107/112	117/122	122/127	127/132	137/142
Vatable	No	No	Yes	Yes	Yes	Yes	Yes	Yes	Yes



-  SHOWERPROOF
-  WIND RESISTANT
-  EASY CARE

873

EDGE PRO HOODED JACKET

PREMIUM WEATHERPROOF, TECHNICAL OUTERLAYER

- ✔ 1/4 zip hooded pullover top
- ✔ 180gsm 3 layer bonded technical shell
- ✔ Water repellent and fully weatherproof
- ✔ Contoured arm panel in contrast fabric
- ✔ Signature "Edge" range print details
- ✔ Zipped chest pocket
- ✔ Dogtooth shock cord hood adjusters
- ✔ A unique outerwear alternative to basic showerproof jackets and tops

EDGERANGE



860

EDGE PRO CONTACT TOP

NEXT LEVEL MULTI PURPOSE TRAINING TOP

- ✓ Colour contrast ribbed crew neck collar
- ✓ 180gsm 3 layer bonded technical shell
- ✓ Water repellent and fully weatherproof
- ✓ Contoured arm panel in contrast fabric
- ✓ Drawcord at hem and reinforced seams throughout
- ✓ Signature "Edge" range colour contrast print details
- ✓ Taking performance training tops to the next level



LIGHTWEIGHT



QUICK DRY



REINFORCED



EASY CARE



SHOWERPROOF



WIND RESISTANT



9 STOCK COLOUR COMBINATIONS



Black/Amber / Black/Emerald / Black/Red / Black/White / Black Navy / Navy/Red / Navy/Sky / Navy/White

860 EDGE PRO CONTACT TOP SIZE GUIDE

Size	XS	S	M	L	XL	2XL	3XL	4XL				
Years	6/7	8/9	10/11	12/13								
Chest Inches (to fit)	24/26	26/28	28/30	30/32	32/34	34/36	38/40	42/44	46/48	48/50	50/52	52/54
Chest cm (to fit)	61/66	66/71	71/76	76/81	81/86	86/91	97/102	107/112	117/122	122/127	127/132	132/137
Vatable	No	No	No	No	No	Yes	Yes	Yes	Yes	Yes	Yes	Yes

EDGERANGE

870

APEX PRO GILET

LIGHTWEIGHT, STYLISH, SHOWERPROOF GILET

- ✔ Lightweight ultra stylish bodywarmer
- ✔ 60gsm hi density downproof miniature polyester ripstop
- ✔ Durable water repellent
- ✔ 160gsm wadding
- ✔ Brushed back polyester stretch side panels
- ✔ 2 side pockets
- ✔ Modern, versatile mid or outerlayer to keep you warm to the core

EDGERANGE



THERMAL
BALANCE



LIGHTWEIGHT



WIND
RESISTANT



WARMTH



SHOWERPROOF




2 STOCK COLOUR COMBINATIONS



Black / Navy

870 APEX PRO GILET SIZE GUIDE

Size	XLY	S	M	L	XL	2XL	3XL	4XL
Years								
Chest Inches (to fit)	32/34	34/36	38/40	42/44	46/48	48/50	50/52	52/54
Chest cm (to fit)	81/86	86/91	97/102	107/112	117/122	122/127	127/132	132/137
Vatable	No	Yes	Yes	Yes	Yes	Yes	Yes	Yes



2 STOCK COLOUR COMBINATIONS



Black / Navy

910 APEX FEMALE GILET SIZE GUIDE

Size	6	8	10	12	14	16	18
Chest Inches (to fit)	30/32	32/34	34/36	36/38	38/40	40/42	42/44
Chest cm (to fit)	76/81	81/86	86/91	91/97	97/102	102/107	107/112
Variable	No	Yes	Yes	Yes	Yes	Yes	Yes

910

APEX FEMALE GILET

FITTED, LIGHTWEIGHT BODYWARMER

- ✔ 60 gsm hi density downproof miniature polyester ripstop
- ✔ Durable and water repellent
- ✔ 160gsm wadding
- ✔ Brushed back polyester stretch side panels
- ✔ 2 zipped side pockets
- ✔ Feminine fit
- ✔ A versatile mid or outerlayer to keep you warm to the core

EDGERANGE



THERMAL BALANCE



LIGHTWEIGHT



WIND RESISTANT



WARMTH



SHOWERPROOF





WIND RESISTANT



LIGHTWEIGHT



SHOWERPROOF



WARMTH



EASY CARE



ACCESS ZIP

2 STOCK COLOUR COMBINATIONS



Black / Navy

894 EDGE PRO COAT SIZE GUIDE

Size	XSY	SY	MY	LY	XLY	S	M	L	XL	2XL	3XL	4XL
Years	6/7	8/9	10/11	12/13								
Chest Inches (to fit)	24/26	26/28	28/30	30/32	32/34	34/36	38/40	42/44	46/48	48/50	50/52	54/56
Chest cm (to fit)	61/66	66/71	71/76	76/81	81/86	86/91	97/102	107/112	117/122	122/127	127/132	137/142
Vatable	No	No	No	No	No	Yes	Yes	Yes	Yes	Yes	Yes	Yes

EDGE RANGE

894

EDGE PRO COAT

CONTEMPORARY WADDED TEAM JACKET

- ✔ 85gsm lightweight high density polyester pongee outer with 180gsm thermal wadding
- ✔ Quilted liner with weatherproof internal chest zipper
- ✔ Moulded cuff adjusters
- ✔ Storm peak to hood
- ✔ Signature "Edge" range print details
- ✔ Contemporary fit and shape
- ✔ Concealed internal zips for easy embellishment access



851

EDGE SKINNY PANT

THE SUPER SKINNY PERFORMANCE PANT

- ✔ Super soft touch 240gsm polyester high stretch fabric
- ✔ Contrast hexagon knit fabric panels
- ✔ New generation technical waistband
- ✔ 2 pockets with locking zips
- ✔ Signature "Edge" range print details down the calves
- ✔ Contemporary super skinny fit and shape



LIGHTWEIGHT



WARMTH



EASY CARE



2 STOCK COLOUR COMBINATIONS



Black / Navy

851 EDGE SKINNY PANT SIZE GUIDE

Size	XSY	SY	MY	LY	XLY	S	M	L	XL	2XL	3XL	4XL
Years	6/7	8/9	10/11	12/13								
Waist Inches (to fit)	20/22	22/24	24/26	26/28	28/30	30/32	32/34	36/38	38/40	40/42	42/44	44/46
Waist cm (to fit)	51/56	56/61	61/66	66/71	71/76	76/81	81/86	91/97	97/102	102/107	107/112	112/117
Inside Leg Inches	18.5	20.5	22.5	24.5	26.5	27.5	29.0	29.5	30.5	31.0	32.0	33.0
Inside Leg cm	47	52	57	62	67	70	73.5	75.5	77.5	79.5	81.5	84
Vatable	No	No	No	No	No	Yes	Yes	Yes	Yes	Yes	Yes	Yes

EDGERANGE

A photograph of three people in school tracksuits standing on a sports field. On the left, a young woman in a dark blue tracksuit with light blue accents looks towards the camera. In the center, a young boy in a similar tracksuit with a crest on the chest leans on a wooden fence. On the right, a young man in the same tracksuit is seen from the back, also leaning on the fence. The background is a blurred green field with a white goalpost.

iGEN RANGE



11 STOCK COLOUR COMBINATIONS



Black/Amber / Black/Bottle / Black/Purple / Black/Red
 Black/Sky / Black/White / Black/Maroon
 Navy/Amber / Navy/Red / Navy/Sky / Navy/White

806 iGEN UNISEX POLO SIZE GUIDE

Size	20/22	24/26	26/28	28/30	30/32	32/34	34/36	36/38	38/40	42/44	46/48	50/52
Chest inches (to fit)	20/22	24/26	26/28	28/30	30/32	32/34	34/36	36/38	38/40	42/44	46/48	50/52
Chest cm (to fit)	51/56	61/66	66/71	71/76	76/81	81/86	86/91	91/97	97/102	107/112	117/122	127/132
Vatable	No	No	No	No	No	No	No	No	Yes	Yes	Yes	Yes

iGEN
RANGE

806

iGEN UNISEX POLO

MIX AND MATCH WITH IGEN 803 AND 804

- ✔ 4 piece PE and games clothing range
- ✔ Available in 11 stock colour combinations
- ✔ 180gsm ultra soft performance polyester microdot knit
- ✔ Full dull, high count microdot fabric
- ✔ Quick dry function
- ✔ Traditional design with stylish modern details



QUICK DRY



LIGHTWEIGHT



BREATHABLE



EASY CARE



803

iGEN UNISEX SHORT

MIX AND MATCH WITH IGEN 801 AND 806

- ✔ 4 piece core PE games kit
- ✔ 180gsm ultra soft performance polyester knit
- ✔ Full dull, high count microdot fabric
- ✔ Quick dry function
- ✔ Traditional design with stylish modern features



LIGHTWEIGHT



QUICK DRY



BREATHABLE



EASY CARE



13 STOCK COLOUR COMBINATIONS



Black / Black/Amber / Black/Bottle / Black/Purple / Black/Red
 Black/Sky / Black/White / Black/Maroon
 Navy / Navy/Amber / Navy/Red / Navy/Sky / Navy White

803 iGEN UNISEX SHORT SIZE GUIDE

Size	18/20	20/22	22/24	24/26	26/28	28/30	30/32	32/34	36/38	38/40	42/44	44/46
Size	XXSY	XS	SY	MY	LY	XL	S	M	L	XL	2XL	3XL
Waist inches (fit)	18/20	20/22	22/24	24/26	26/28	28/30	30/32	32/34	36/38	38/40	42/44	44/46
Waist cm (fit)	46/51	51/55	56/61	61/66	66/71	71/76	76/81	81/86	91/97	97/102	106/112	112/117
Vatable	No	No	No	No	No	No	Yes	Yes	Yes	Yes	Yes	Yes

iGEN
RANGE



11 STOCK COLOUR COMBINATIONS



Black/Amber / Black/Bottle / Black/Purple / Black/Red
 Black/Sky / Black/White / Black/Maroon
 Navy/Amber / Navy/Red / Navy/Sky / Navy/White

801 iGEN FEMALE POLO SIZE GUIDE

Size	20/22	24/26	26/28	28/30	30/32	32/34	34/36	36/38	40/42	42/44	44/46	46/48
Chest inches (to fit)	20/22	24/26	26/28	28/30	30/32	32/34	34/36	36/38	40/42	42/44	44/46	46/48
Chest cm (to fit)	51/56	61/66	66/71	71/76	76/81	81/86	86/91	91/97	102/107	107/112	112/117	117/122
Vatable	No	No	No	No	No	No	No	No	Yes	Yes	Yes	Yes

iGEN
RANGE



801

iGEN FEMALE POLO

MIX AND MATCH WITH IGEN 803 AND 804

- ✔ 4 piece core PE games kit
- ✔ 180gsm ultra soft performance polyester knit
- ✔ Full dull, high count microdot fabric
- ✔ Quick dry function
- ✔ Traditional design with stylish modern features



QUICK DRY



LIGHTWEIGHT



BREATHABLE



EASY CARE

804

iGEN TEAM SKORT

MIX AND MATCH WITH IGEN 801 AND 806

- ✔ 4 piece core PE games kit
- ✔ 180gsm ultra soft performance polyester knit
- ✔ Full dull, high count microdot fabric
- ✔ Quick dry function
- ✔ Traditional design with stylish modern features



LIGHTWEIGHT



QUICK DRY



BREATHABLE



EASY CARE



13 STOCK COLOUR COMBINATIONS



Black / Black/Amber / Black/Bottle / Black/Purple / Black/Red
 Black/Sky / Black/White / Black/Maroon
 Navy / Navy/Amber / Navy/Red / Navy/Sky Navy/White

804 iGEN TEAM SKORT SIZE GUIDE

Size	18/20	20/22	22/24	24/26	26/28	28/30	30/32	32/34	34/36	36/38
Waist inches (Fit)	18/20	20/22	22/24	24/26	26/28	28/30	30/32	32/34	34/36	36/38
Waist cm (Fit)	46/51	51/56	56/61	61/66	66/71	71/76	76/81	81/86	86/91	91/97
Inside Leg inches (Actual)	10	11	12	13	14	15	16	16	16	17
Inside Leg cm (Actual)	25.0	28.0	31.5	33.5	36.0	38.0	39.5	40.5	41.5	42.5
Vatable	No	No	No	No	No	Yes	Yes	Yes	Yes	Yes

iGEN
RANGE



2 STOCK COLOUR COMBINATIONS



Black / Navy

890 iGEN TAPERED PANT SIZE GUIDE

Size	18/20	20/22	22/24	24/26	26/28	28/30	30/32	32/34	36/38	38/40	42/44	44/46	46/48
Size	XXSY	XSY	SY	MY	LY	XY	S	M	L	XL	2XL	3XL	4XL
Years	4/5	6/7	8/9	10/11	12/13								
Waist inches (fit)	18/20	20/22	22/24	24/26	26/28	28/30	30/32	32/34	36/38	38/40	42/44	44/46	46/48
Waist cm (fit)	46/51	51/56	56/61	61/66	66/71	71/76	76/81	81/86	91/97	97/102	106/112	112/117	117/122
Vatable	No	No	No	No	No	No	Yes	Yes	Yes	Yes	Yes	Yes	Yes

iGEN
RANGE



890

iGEN TAPERED PANT

COMBINES WITH STYLE 888 TO MAKE A FULL SUIT

- ✔ 230gsm flat knit polyester with warm brushed reverse
- ✔ Durable, hard wearing fabric
- ✔ Drawstring waist
- ✔ 2 Pockets with locking zips
- ✔ Contrast stretch rib calf panel for a tapered fit
- ✔ Locking ankle zip



THERMAL
BALANCE



WARMTH



EASY CARE

888

iGEN MIDLAYER

COMBINES WITH STYLE 890 TO MAKE A FULL SUIT

- 230gsm flat knit polyester with warm brushed reverse
- Durable, hard wearing fabric
- Locking zip with zip guard
- Textured rib on cuffs and waist hem
- 8 stock iGen colour combinations



THERMAL
BALANCE



WARMTH



EASY CARE



8 STOCK COLOUR COMBINATIONS



Black / Black/Emerald / Black/Red / Black/Sky
Navy / Navy/White / Navy/Red / Navy/Sky

888 iGEN MIDLAYER SIZE GUIDE

Size	20/22	24/26	26/28	28/30	30/32	32/34	34/36	36/38	38/40	42/44	46/48	50/52	52/54
Years	4/5	6/7	8/9	10/11	12/13								
Chest inches (to fit)	20/22	24/26	26/28	28/30	30/32	32/34	34/36	36/38	38/40	42/44	46/48	50/52	52/54
Chest cm (to fit)	51/56	61/66	66/71	71/76	76/81	81/86	86/91	91/97	97/102	107/112	117/122	127/132	132/137
Vatable	No	No	No	No	No	No	No	No	Yes	Yes	Yes	Yes	Yes

iGEN
RANGE



2 STOCK COLOUR COMBINATIONS



Black / Navy

838 iGEN LEGGING SIZE GUIDE

Size	18/20	20/22	22/24	24/26	26/28	28/30	30/32	32/34	36/38	40/42
Waist inches	18/20	20/22	22/24	24/26	26/28	28/30	30/32	32/34	36/38	40/42
Waist cm	46/51	51/56	56/61	61/66	66/71	71/76	76/81	81/86	86/91	101/106
Inside Leg inches	22	23	24	25	25	25.5	26	26	26.5	27
Inside Leg cm	55.5	58.5	61	63	64	65	66	67	68	69
Vatable	No	No	No	No	No	Yes	Yes	Yes	Yes	Yes

iGEN
RANGE

838

iGEN LEGGING

FUNCTIONAL OUTERWEAR STRETCH LEGGING

- ✔ Soft touch 240gsm polyester spandex knit fabric
- ✔ Quick dry fabric to keep you warm and dry
- ✔ Wider elasticated waistband for a more secure fit
- ✔ Fewer panelled seams allows ease to add multiple embellishments



QUICK DRY



BREATHABLE



EASY CARE





PRO RANGE

660

PRO TRAINING TEE

MICRO TECHNICAL TRAINING T-SHIRT

- ✓ 145gsm ultra soft performance polyester flat knit
- ✓ Contrast trim detail and scooped hem
- ✓ Moisture management
- ✓ Technical fit



LIGHTWEIGHT



QUICK DRY



BREATHABLE



EASY CARE



7 STOCK COLOUR COMBINATIONS



Black/Amber / Black/Emerald / Black/Red / Black/White
Navy/Red / Navy/Sky / Navy/White

660 PRO TRAINING TEE SIZE GUIDE

Size	XS	S	M	L	XL	2XL	3XL
Years	6/7	8/9	10/11	12/13			
Chest inches	24/26	26/28	28/30	30/32	32/34	34/36	38/40
Chest cm (to fit)	61/66	66/71	71/76	76/81	81/86	86/91	97/102
Vatable	No	No	No	No	No	Yes	Yes

PRO RANGE



7 STOCK COLOUR COMBINATIONS



Black/Amber / Black/Emerald / Black/Red / Black/White
Navy/Red / Navy/Sky / Navy/White

785 PREMIUM POLO SIZE GUIDE

Size	LY	XLY	S	M	L	XL	2XL	3XL
Years	12/13							
Chest inches	30/32	32/34	34/36	38/40	42/44	46/48	48/50	50/52
Chest cm (to fit)	76/81	81/86	86/91	97/102	107/112	117/122	122/127	127/132
Vatable	No	No	Yes	Yes	Yes	Yes	Yes	Yes

PRO RANGE



785

PREMIUM POLO

PIQUE POLYESTER PREMIUM POLO SHIRT

- ✔ Durable 180gsm polyester pique knit fabric
- ✔ Contrast colour stitch and side panel
- ✔ Drop back hem
- ✔ Modern design which compliments the full range



BREATHABLE



QUICK DRY



EASY CARE

650

PREMIUM PRO HOODIE

COTTON RICH HOODED TOP

- ✔ 340gsm heavyweight premium cotton rich fabric
- ✔ Desirable, fitted hoodie ideal for on and off the pitch
- ✔ Features: contrast stitch and piping detail, double layer hood
- ✔ iPod cord channel and thumb-hole cuffs



THERMAL
BALANCE



WARMTH



EASY CARE



7 STOCK COLOUR COMBINATIONS



Black/Amber / Black/Emerald / Black/Red / Black/White
Navy/Red / Navy/Sky / Navy/White

650 PREMIUM PRO HOODIE SIZE GUIDE

Size	SY	MY	LY	XLY	S	M	L	XL	2XL	3XL
Years	8/9	10/11	12/13							
Chest inches	26/28	28/30	30/32	32/34	34/36	38/40	42/44	46/48	48/50	50/52
Chest cm (to fit)	66/71	71/76	76/81	81/86	86/91	97/102	107/112	117/122	122/127	127/132
Vatable	No	No	No	No	Yes	Yes	Yes	Yes	Yes	Yes

PRO RANGE



9 STOCK COLOUR COMBINATIONS



Black/Amber / Black/Emerald / Black/Red / Black/White / Black/Maroon
Navy/Amber / Navy/Red / Navy/Sky / Navy/White

812 PRO TEAM MIDLAYER SIZE GUIDE

Size	XS/Y	SY	MY	LY	XLY	S	M	L	XL	2XL	3XL
Years	6/7	8/9	10/11	12/13							
Chest inches	24/26	26/28	28/30	30/32	32/34	34/36	38/40	42/44	46/48	48/50	50/52
Chest cm (to fit)	61/66	66/71	71/76	76/81	81/86	86/91	97/102	107/112	117/122	122/127	127/132
Vatable	No	No	No	No	No	Yes	Yes	Yes	Yes	Yes	Yes

PRO RANGE



812

PRO TEAM MIDLAYER

PREMIUM 1/4 ZIP PANELLED MIDLAYER

- 220gsm full dull flat knit polyester with anti pill fleece reverse
- 9 team colours available
- Scooped hem and dropped back
- Premium multi-colour alternative to the best selling 790 midlayer



THERMAL BALANCE



QUICK DRY



WARMTH



LIGHTWEIGHT



WIND
RESISTANT



LIGHTWEIGHT



SHOWERPROOF



WARMTH



EASY CARE



REINFORCED



ACCESS ZIP

7 STOCK COLOUR COMBINATIONS



Black/Amber / Black/Emerald / Black/Red / Black/White
Navy/Red/ Navy/Sky / Navy/White

391 PRO TRAINING TOP SIZE GUIDE

Size	XS	S	M	L	XL	2XL	3XL
Years	6/7	8/9	10/11	12/13			
Chest inches	24/26	26/28	28/30	30/32	32/34	34/36	38/40
Chest cm (to fit)	61/66	66/71	71/76	76/81	81/86	86/91	97/102
Vatable	No	No	No	No	No	Yes	Yes



391

PRO TRAINING TOP

PROFESSIONAL QUALITY CREW NECK CONTACT TOP

- ✓ 105gsm pu coated lightweight polyester dobby textured fabric
- ✓ Soft brushed mesh lining
- ✓ Concealed internal access zip for print and embroidery
- ✓ Drawcord at hem and reinforced seams throughout
- ✓ Mix and match with 530 pant

PRO RANGE

CORERANGE



787

TRAINING TEE

MICRO TECHNICAL TRAINING T-SHIRT

- ✓ 140gsm ultra soft performance polyester flat knit
- ✓ Contrast trim detail and scooped hem
- ✓ Moisture management
- ✓ Performance fit



LIGHTWEIGHT



QUICK DRY



BREATHABLE



EASY CARE



5 STOCK COLOUR COMBINATIONS



Black / Navy / White / Royal / Red

787 TECHNICAL TEE SIZE GUIDE

Size	SY	MY	LY	XLY	S	M	L	XL	2XL	3XL
Years	8/9	10/11	12/13							
Chest inches	26/28	28/30	30/32	32/34	34/36	38/40	42/44	46/48	48/50	50/52
Chest cm	66/71	71/76	76/81	81/86	86/91	97/102	107/112	117/122	122/127	127/132
Vatable	No	No	No	No	Yes	Yes	Yes	Yes	Yes	Yes

CORE RANGE



3 STOCK COLOUR COMBINATIONS



Black / Navy / White

535 PRO RUGBY SHORT SIZE GUIDE

Size	XSY	SY	MY	LY	XLY	S	M	L	XL	2XL	3XL	4XL
Years	6/7	8/9	10/11	12/13								
Waist inches	20/22	22/24	24/26	26/28	28/30	30/32	32/34	36/38	38/40	40/42	42/44	44/46
Waist cm	51/56	56/61	61/66	66/71	71/76	76/81	81/86	91/97	97/102	102/107	107/112	112/117
Vatable	No	No	No	No	No	Yes	Yes	Yes	Yes	Yes	Yes	Yes

CORE RANGE



535

PRO RUGBY SHORT

PROFESSIONAL QUALITY PLAYING SHORT

- ✓ Durable, 220gsm high tenacity polyester twill fabric
- ✓ 4 way stretch panelling
- ✓ Concealed gum shield pocket
- ✓ Elasticated waist with drawcord and waist gripper
- ✓ Reinforced seams throughout



REINFORCED



EASY CARE

835

IMPACT RUGBY SHORT

TECHNICAL RIPSTOP SHORT

- Highly durable, 205gsm soft touch 2 way stretch polyester spandex ripstop fabric
- Fit for purpose
- Reinforced seams
- Stretch panelling for mobility
- Next generation technical waistband



LIGHTWEIGHT



REINFORCED



EASY CARE



2 STOCK COLOUR COMBINATIONS



Black / Navy

835 IMPACT RUGBY SHORT SIZE GUIDE

Size	LY	XLY	S	M	L	XL	2XL	3XL	4XL
Years	12/13	14							
Waist inches	26/28	28/30	30/32	32/34	36/38	38/40	40/42	42/44	44/46
Waist cm	66/71	71/76	76/81	81/86	91/97	97/102	102/107	107/112	112/117
Vatable	No	No	Yes	Yes	Yes	Yes	Yes	Yes	Yes

CORE RANGE



3 STOCK COLOUR COMBINATIONS



Black / Navy / White

671 PRO TRAINING SHORT SIZE GUIDE

Size	SY	MY	LY	XLY	S	M	L	XL	2XL	3XL
Years	8/9	10/11	12/13							
Waist inches	22/24	24/26	26/28	28/30	30/32	32/34	36/38	38/40	40/42	42/44
Waist cm	56/61	61/66	66/71	71/76	76/81	81/86	91/97	97/102	102/107	107/112
Vatable	No	No	No	No	Yes	Yes	Yes	Yes	Yes	Yes

671

PRO TRAINING SHORT

TECHNICAL TRAINING SHORT

- ✓ 120gsm matt finish 2 way stretch polyester fabric
- ✓ Contract mesh trim detail
- ✓ Moisture management
- ✓ Technical fit



LIGHTWEIGHT



QUICK DRY



EASY CARE





2 STOCK COLOUR COMBINATIONS



Black / Navy

826 SKINNY PANT SIZE GUIDE

Size	XSY	SY	MY	LY	XLY	S	M	L	XL	2XL	3XL
Years	6/7	8/9	10/11	12/13							
Waist inches	20/22	22/24	24/26	26/28	28/30	30/32	32/34	34/36	38/40	40/42	42/44
Waist cm	51/56	56/61	61/66	66/71	71/76	76/81	81/86	86/91	97/102	102/107	107/112
Inside Leg inches	18	20	22	24	26	27	28.5	29.5	30	31	32
Inside Leg cm	46	51	56	61	66	69	73	75	77	79	81
Vatable	No	No	No	No	No	Yes	Yes	Yes	Yes	Yes	Yes

CORE RANGE



826

SKINNY PANT

PREMIUM, FITTED LEISURE AND TRAINING PANT

- 220gsm ultra soft full dull double knit polyester fabric
- Contrast stretch rib fabric for comfort fit and ease of movement
- Tapered, slim fit design with ankle zips
- Two front zip pockets



LIGHTWEIGHT



WARMTH



EASY CARE



2 STOCK COLOUR COMBINATIONS



Black / Navy

211 CLASSIC STADIUM PANT SIZE GUIDE

Size	SY	MY	LY	XLY	S	M	L	XL	2XL	3XL
Years	8/9	10/11	12/13							
Waist inches	22/24	24/26	26/28	28/30	30/32	32/34	36/38	38/40	40/42	42/44
Waist cm	56/61	61/66	66/71	71/76	76/81	81/86	91/97	97/102	102/107	107/112
Inside Leg inches	20.5	23	25.5	27	29.5	30.5	31	32	32.5	33.5
Inside Leg cm	52	59	64	69	75	77	79	81	83	85
Vatable	No	No	No	No	Yes	Yes	Yes	Yes	Yes	Yes

CORE RANGE



211

CLASSIC STADIUM PANT

FULLY LINED WITH 3/4 LENGTH LEG ZIPS

- ✔ 135gsm high density full dull polyester
- ✔ Classic design ideal for contact training and general use
- ✔ Heavy duty 3/4 length side zip
- ✔ Side pockets and elasticated, drawcord waistband
- ✔ Soft jersey lining
- ✔ Concealed hem cord system



WIND RESISTANT



LIGHTWEIGHT



REINFORCED



WARMTH



EASY CARE

903

ECLIPSE TAPERED PANT

TECHNICAL STRETCH SLIM FIT STADIUM PANT

- 160gsm specifically developed full dull technical stretch knit 100% polyester
- Fully lined with soft jersey
- Quick access lockable ankle zips
- Next generation technical waistband with drawcord
- Concealed side pockets
- A modern take on a classic stadium pant



EASY CARE



WIND RESISTANT



WARMTH



2 STOCK COLOUR COMBINATIONS



Black / Navy

903 ECLIPSE TAPERED PANT SIZE GUIDE

Size	XSY	SY	MY	LY	XLY	S	M	L	XL	2XL	3XL	4XL
Years	6/7	8/9	10/11	12/13								
Waist Inches	20/22	22/24	24/26	26/28	28/30	30/32	32/34	36/38	38/40	40/42	42/44	44/46
Waist cm	51/56	56/61	61/66	66/71	71/76	76/81	81/86	91/97	97/102	102/107	107/112	112/117
Inside Leg Inches	18	20	22	24	26	27.5	28.5	29.5	30.5	31	32	33
Inside Leg cm	46	51	56	61	66	70	73	75	77	79	81	84
Vatable	No	No	No	No	No	Yes	Yes	Yes	Yes	Yes	Yes	Yes

CORE RANGE

790

FUNCTIONAL MIDLAYER

MULTI-FUNCTIONAL 1/4 ZIP MIDLAYER

- ✔ 220gsm full dull flat knit polyester with anti pill fleece reverse
- ✔ Flat lock seam detail
- ✔ Modern design
- ✔ Ideal for layering with base layers and outwear

CORE RANGE



THERMAL
BALANCE



LIGHTWEIGHT



QUICK DRY



WARMTH



EASY CARE



2 STOCK COLOUR COMBINATIONS



Black / Navy

790 FUNCTIONAL MIDLAYER SIZE GUIDE

Size	XSY	SY	MY	LY	XLY	S	M	L	XL	2XL	3XL
Years	6/7	8/9	10/11	12/13							
Chest inches	24/26	26/28	28/30	30/32	32/34	34/36	38/40	40/42	42/44	46/48	48/50
Chest cm	61/66	66/71	71/76	76/81	81/86	86/91	97/102	102/107	107/112	117/122	122/127
Vatable	No	No	No	No	No	Yes	Yes	Yes	Yes	Yes	Yes



2 STOCK COLOUR COMBINATIONS



Black / Navy

837 TECHNICAL JACKET SIZE GUIDE

Size	XLY	S	M	L	XL	2XL	3XL
Chest inches	32/34	34/36	38/40	42/44	46/48	48/50	50/52
Chest cm	81/86	86/91	97/102	107/112	117/122	122/127	127/132
Vatable	No	Yes	Yes	Yes	Yes	Yes	Yes

CORE RANGE

837

TECHNICAL JACKET

WATERPROOF TECHNICAL JACKET

- ✦ Specially developed, 130gsm nylon full dull texturised 2 layer laminated fabric
- ✦ Waterproof and packable
- ✦ Adjustable hood and moulded cuff adjusters
- ✦ Ergonomic panelled design, fully tape sealed
- ✦ Waterproof zips and styled zip pullers



LIGHTWEIGHT



WATERPROOF



REINFORCED



WIND RESISTANT



TAPED SEAMS



SHOWERPROOF





WIND
RESISTANT



LIGHTWEIGHT



SHOWERPROOF



EASY CARE



ACCESS ZIP

8 STOCK COLOUR COMBINATIONS



Black / Black/Amber / Black/Emerald / Black/Red
Navy / Navy/Red / Navy/Sky / Navy White

355 ELITE SHOWERPROOF JACKET SIZE GUIDE

Size	XSY	SY	MY	LY	XLY	S	M	L	XL	2XL	3XL
Years	6/7	8/9	10/11	12/13							
Chest inches	24/26	26/28	28/30	30/32	32/34	34/36	38/40	42/44	46/48	48/50	50/52
Chest cm (to fit)	61/66	66/71	71/76	76/81	81/86	86/91	97/102	107/112	117/122	122/127	127/132
Vatable	No	No	No	No	No	Yes	Yes	Yes	Yes	Yes	Yes

CORE RANGE

355

ELITE SHOWERPROOF JACKET

MULTI-PURPOSE SHOWERPROOF CLUB JACKET

- 105gsm pu coated lightweight polyester dobby textured fabric
- Team with 530 Elite showerproof pant for complete suit
- Mesh lined with inner pocket and access zip
- Concealed hem cord system and fold away hood
- Chin guard and side pockets



784

THERMAL CONTOURED JACKET

WADDDED TEAM JACKET

- ✔ 110gsm pu coated textured polyester fabric combined with high loft
- ✔ 140gsm thermal wadding
- ✔ Internal powerstretch cuffs
- ✔ Internal pocket and zipped side pockets
- ✔ Gathered lining to enhance overall fit



WIND
RESISTANT



SHOWERPROOF



WARMTH



EASY CARE



ACCESS ZIP



2 STOCK COLOUR COMBINATIONS



Black / Navy

784 THERMAL CONTOURED JACKET SIZE GUIDE

Size	SY	MY	LY	XLY	S	M	L	XL	2XL	3XL
Years	8/9	10/11	12/13							
Chest inches	26/28	28/30	30/32	32/34	34/36	38/40	42/44	44/46	46/48	48/50
Chest cm	66/71	71/76	76/81	81/86	86/91	97/102	107/112	112/117	117/122	122/127
Vatable	No	No	No	No	Yes	Yes	Yes	Yes	Yes	Yes

CORE RANGE

827

TOUCHLINE COAT

WADDED SUB COAT

- 110gsm pu coated textured polyester fabric combined with high loft
- 140gsm thermal wadding
- Internal powerstretch cuffs
- Internal pocket and zipped side pockets
- Gathered lining to enhance overall fit

CORE RANGE



WIND RESISTANT



SHOWERPROOF



WARMTH



EASY CARE



ACCESS ZIP



2 STOCK COLOUR COMBINATIONS



Black / Navy

827 TOUCHLINE COAT SIZE GUIDE

Size	MY/LY	XL/Y/S	M/L	XL/2XL
Chest inches	28/32	32/36	38/44	46/50
Chest cm (to fit)	71/81	81/91	97/112	117/127
Vatable	No	No	Yes	Yes