

Your Guide to a Successful
GARAGE MAKEOVER
SOLUTIONS TO ORGANIZE YOUR GARAGE FOR THE LAST TIME

INCLUDES
**3 COMMON
MISTAKES
TO AVOID**



MADE IN THE
USA

RedLine
garagegear®

Contents

Work Spaces and Workbenches	3
Sporting Equipment, Bicycles and Kids Toys	4
Tools for Garage, Home and Yard	5
Organizing Kids, Family and Home.	6
Storage Solutions for Everything Else.	7
Garage Makeovers - See what others have done.	8
So What's Next.	11
3 Common Garage Organization Mistakes To Avoid	12

What is RedLine garagegear?

RedlineGaragegear.com features cabinets and storage solutions manufactured by Greenberg Casework Company, a small, family-owned business in Northern Illinois that has been supplying custom cabinetry since 1985.

In 2005 we entered the market for garage cabinets. We felt existing low-end cabinets just didn't stand up and high-end cabinets were expensive and had long lead times. We felt we could do better.

We developed RedLine garagegear cabinets engineered specifically for the garage environment. We use computer-driven CNC technology to manufacture cabinets quickly and developed our own in-house capabilities for powder coating wood, creating a quality, durable finish previously available only on metal.

Read more at www.RedlineGaragegear.com/about-us



Our team of highly skilled employees will focus on your project from the time we take your order to the time it leaves our loading dock.

Time to get organized!

You finally decided to get your garage organized and you're ready to start looking for storage solutions so everything stays that way. But there's still one little problem: where to begin. Making the right decisions at this point will be a major factor in whether your garage remains organized or not.

It's not for lack of effort that this stage of the organization process trips up so many homeowners. Some folks settle for whatever quick-and-dirty options are handy, and come up short. Some think they have to settle for the solutions available to them at a big-box-store but leave wanting more choices. Others, who've done their homework, are unable to make any sort of decision because they are overwhelmed by all the options available. Whatever choices you make, be sure they will work for you now and into the future, or you'll end up right back where you started.

One of the keys to getting your garage in shape and regaining your space, is getting as much as possible off the floor and into designated locations. Using your walls for storage could double or triple your available storage area. When each item has its own assigned place, you can find it easily and put it back where it belongs for next time. You'll be organized, and stay organized!

To help you better understand your options, we've put together this *Guide to a Successful Garage Makeover*. In it you will find a variety of storage solutions that solve many of the common storage problems that arise in most garages. If you need more help sorting through all the available options, call us at **1-877-624-2332** or contact your local Agent, www.redlinegaragegear.com/dealer-search.

Ready to get started? Visit www.redlinegaragegear.com/dealer-search to find your local Agent (dealer). Either fill out the form or call. Your local Agent will work with you to determine your needs and custom design a free 3D rendering of your new garage.

Let's get started!

Built-to-order manufacturing in the U.S.A.

All of the cabinets available on RedlineGaragegear.com are built to customer specifications on receipt of the order. No off-the-shelf solutions or inferior cabinets that are shipped from overseas! Finished cabinets will ship in about a week, and we'll always be available after the sale too.



Work Spaces and Workbenches



Cabinet workspaces

Most of us need an area in our garages for projects. By adding a countertop to several lower cabinets, you can create a perfect workspace. Whether you use this space for general home maintenance, car care, gardening or hobbies, this is a high-use area that needs organizing.

While you may not think of your work space as storage, it certainly is an area that attracts clutter. Tools and small items are the main culprits, and keeping them accessible and organized will go a long way in keeping your entire garage organized.



A work area as part of a storage cabinet system. Tools can be stored in drawers or hung from slatwall while parts bins can be added for nuts, bolts, etc.

The solution

Upper and lower cabinets are a great start. Add drawers and a parts bin and you have can store almost anything. The wall directly above your countertop is a great area for a slatwall panel to keep tools readily accessible.

Choose either our black industrial-strength Impact Coating™ or attractive Maple Butcher Block for you countertop. Either will give you years of use.

Workbenches

Stand alone workbenches can often be all you need for your work area. Our workbenches can be either stationary or mobile, and come in a variety of sizes to fit your needs. Our workbenches are designed to utilize the same lower cabinets, drawer units and parts bins used in our cabinet systems to create a custom solution just

for you. Add slatwall above the counter, and you have a complete solution.

When you can't bring your project to the workbench, bring your workbench to the project. Rolling workbenches offer a durable work surface as well as drawers and storage areas to bring your tools along too.

Small parts and hardware

Small stuff... bolts, screws, other parts... almost every garage will have them, but few will have a really good way to organize them. Stuff often ends up in unorganized heaps, piled and scattered around the garage, promising you frustration the next time you try to find that particular nut or bolt or other small part you want. And where do you put items when you are done using them? Probably in another pile.

The solution

Bins and divided drawers are by far the most efficient way to store small parts. Bins make it easy to keep like items together, allowing you to find things

quickly and, just as important, making it easy for you to put things back where they belong.



This slide-out parts bin is double sided and utilizes removable bins, making it easy and convenient to take the parts you need directly to your projects, and return them for the next time. Close the cabinet door, everything is out of sight.



Rolling workbenches offer all the same feature as our stationary models, plus wheels to make them mobile.



Stationary workbenches are finished on all sides, so they can be truly freestanding.

Sporting Equipment, Bicycles and Kids Toys



Sports Gear

Sports balls, golf clubs, tennis rackets, and other sports equipment can easily throw a garage into chaos. Whether it's the big kid in the house (spouse) or the smaller ones, sports gear often manages to find the nearest empty spot on the floor, or gets relegated to a corner where it eventually gets covered.

The solution

In order to work well, a storage solution for sports equipment needs to be easy enough for anyone to use and still be functional. Fortunately, we have options available that work well for just about every member of the family. Slatwall is a perfect solution to get things off the floor but in sight and within easy reach. Just as importantly, its easy to put things back. With a large variety of bins, shelves, hooks, and hangers, almost anything can be stored.



Slatwall offers a variety of accessories for storing sports equipment and bikes. Aside from the standard hooks, shelves and baskets, specialty accessories are available for most popular sports gear.



A variety of hooks and specialty hangers are available to hang your favorite sports gear.



Bicycles

Bicycles can take up a rather large chunk of floor space in a garage, even for an average family of four. Larger families will take even more space, and soon your expensive cars are braving the outside elements. Clearing up that space by getting your bikes off the floor will make it possible to get your cars back in the garage where they belong.

The solution

There are a variety of storage options available for getting bikes off the floor, ranging from

simple hooks to more elaborate systems. Slatwall provides a easy solution to clearing valuable floor space while still keeping your bikes accessible.



Slatwall specialty accessories for hanging bikes on the wall, and may include a basket for storing other bike gear as well.

Kids Toys

Do your kids treat your garage like an oversized toybox? Are riding toys, balls and a variety of play things strewn about your garage floor? We know that kids (big ones too) tend to leave

their toys exactly where they finished playing with them.

The Solution

The trick to getting and keeping your garage organized is to have designated places for toys. Slatwall is a great place to hang things. Balls and small toys can fit in bins, nets (left) and on shelves. Lockers are also a great choice for personal storage. Toys (like a wagon) that need to stay on the floor can fit neatly under cabinets that are mounted higher on the wall.




Tools for Garage, Home and Yard



Hand Tools

Ever have a tool you couldn't find because it wasn't put away last time you used it? Leaving tools laying around until your next project puts a huge damper on your organization efforts, not to mention the time you'll waste searching for a particular tool the next time you need it. Fortunately, we have numerous options available to help you store and organize your tools.



Slatwall offers a variety of simple yet functional accessories for hanging tools. Slatwall storage is great for tools that you use often.

The solution

For tool storage you need something that you're actually going to use. Whether you have just a few tools or you're a major collector, there are some very good options available. Slatwall is a great choice for tools you need close at hand. Almost any tool can be accommodated with the variety of hooks and hangers available. Tools that you use less often, but still need easy access to, can be stored in drawers. Need to take your tools to your project? A rolling workbench might be a great option for you.



Drawer units like this offer a storage solution for tools and the full-extension drawers let you easily access everything in the drawer.



Magnetic strips provide a convenient way to quickly store and access small hand tools.



A rolling workbench allows you to store your tools and take them with you to your projects. They are available in a variety of sizes and configurations to fit your needs.

Yard and garden tools


Rakes, shovels, hoses and other yard items tend to occupy the walls and corners of our garage space using the "stack and lean" approach. And for some reason, the tool you want is always in the back.

The solution

Hang your tools, cords and hoses on the wall. With a wide variety of options available, free up floor space, have your tools within easy reach, and still be organized.



Slatwall allows you get garden tools off the floor and hanging on the wall, in sight and within easy reach.



Organizing Kids, Family and Home



Personal Spaces

Organizing kids may be one of the greatest challenges on the planet. Kids of all sizes (and ages) have an interesting method for putting stuff away...throw it in the corner, or leave it where they take it off. Pretty soon you'll hear, "Mom, have you seen my baseball glove?", or "Where is my backpack?", or (from a big-

ger "kid") "Have you seen my golf shoes?"

The solution

The key to organizing family members is to have a dedicated space for each individual. They're more likely to use a space that's designated for each of them.

Lockers are a perfect solution, with places for each family member to hang coats and sports equipment, bins to store shoes or smaller items, and even a convenient seat. Get several lockers, and each person can have their own personal space.



Storage lockers are a simple solution that can work well, particularly for kids, and work well with other storage cabinets.

◀ *Individual stand alone lockers for family members are a great way to keep everyone organized.*

Storing Household Items

We all have items for the home that we don't want to keep inside the house, so we store them in the garage... mops, buckets, brooms, cleaning supplies, etc. And don't forget the everyday items that take up too much room inside... soft drinks, paper towels, or toilet paper.

The solution

Storage cabinets are a great way to store these bulky items. Adjustable shelves will accommodate almost anything. Close the doors and everything is hidden from sight. Slatwall provides an excellent way to store your brooms, mops and more.



Storage for Everything Else



Storage Cabinets

Lets face it... your garage is still one of the major storage areas in your home. Even after you've organized all the large items, there are still a myriad of things... small boxes, cans of paint, car care stuff, small power tools, etc. to deal with. And don't forget the items that defy conventional storage or that must be stored on the floor... large power tools, outdoor power equipment, trash cans, recycling bins and more. Even the bulkiest items can be kept out of sight, but still within reach.

The solution

Store them in cabinets, behind doors, or use specialized storage solutions such as our Garage Closet. At the end of the day you'll have a clean, organized clutter-free space. We offer storage cabinets in a wide variety of widths, heights and depths to fit virtually any space, even wall-to-wall or floor-to-ceiling coverage.



Our Garage Closet is perfect for storing big and bulky items. With bi-fold doors for easy access, it can hold items up to 64 inches wide. Add slatwall and you can hang items on the wall. Close the doors...no clutter!

Oversized items

What do you do with those large boxes and bins that don't fit on shelves and end up stacked on the garage floor? And don't forget those out-of-season items like golf clubs or skis that end up piled in the corner.

The solution

Get them off the floor, of course. Hanging them on the wall or on overhead racks is a great way to utilize unused space, and free up your garage floor.



Garage storage cabinets are perfect for items that you want to keep within easy reach.



Wrap your storage around the corner with our corner cabinets, and eliminate those often hard-to-reach corner areas.



◀ *When space is limited, we offer cabinets with depths as little as 12 inches. Really tight? Bi-fold doors require only 7 inches to open.*



Ceiling storage racks are an economical way to add additional storage overhead. Great for items that you don't access often.



A tire rack is a great way to hang up to four tires on the wall.

Garage Makeovers *See what others have done*



On the following pages are photos of just a few garage makeovers out of the thousands we have done. These are not staged "beauty shots" for a catalog but real-life examples of what other homeowners have done. These systems were custom designed to satisfy the needs and tastes of each homeowner. What would you have in your garage?



Read the stories behind the makeovers:
www.RedlineGaragegear.com/photo-gallery

Not everyone has this much space in the garage, but if you do, you can fill it with great storage. Note the short cabinets on the back wall allowing storage beneath them. And the lower cabinets by the back door are a handy place to place groceries, etc. when entering the house.



A little slatwall, a few cabinets and you have a great work area and convenient storage for all your home and yard tools.



A typical garage. Storage cabinets with work space, slatwall for lots of larger items and freed up floor space. Can you imagine your garage looking like this?

Garage Makeovers *See what others have done*



Who says a garage has to look like a garage? Add some attractive cabinets, a great-looking floor and you've got a knockout garage that anyone would be proud to own. And a very useful one too!




Yard and garden tools would look fine just hanging on the slatwall, but close the Garage Closet doors, and no one will know they're there... except you.



Wall-to-wall and floor-to-ceiling cabinets make maximum use of your space.



When is a garage not a garage? When it has a bed. Talk about being attached to your vehicles!



Cabinets can be configured virtually any way you can imagine, and their off-the-floor design can let you use floor space effectively too.

Read more: www.RedlineGaragegear.com/photo-gallery

Garage Makeovers *See what others have done*



Your garage is a personal space and can be an expression of your personal tastes. You can make it work and look the way you want.




Just another example of a great looking and well organized garage.



Here's a great combination of locker and cabinets to have by the entrance to your home. They are a perfect solution for quick and easy access to personal or often used items (coats, hats, etc.).



Who says a small garage can't offer great storage? Add storage cabinets with a work surface, hang slatwall on the wall and add an overhead storage rack to use almost every inch of space very effectively. And, the car still fits in very nicely too!



Cabinets don't have to be used just for a garage. This handy corner kitchen could be in any apartment, basement, or in this case, a garage.

So What's Next?

RedLine garagegear is sold through our network of local Agents (dealers). He (or she) will come to your house, show you samples and custom design a system for you. It all starts by contacting your local Agent.



Contact your Agent

Find your local Agent by visiting www.RedlineGaragegear.com/dealer-search. You'll be asked to enter your ZIP code so we can find an Agent in your area. You'll be forwarded to your local Agent's web page. Simply fill out the form on your Agent's page or call. Your Agent will be in touch.



On-Site Consultation

Your Agent will come to your home to discuss your needs and get specific information on the space you need organized. This initial consultation takes about an hour or so, depending on the size of your project and your goals. Your Agent will bring samples so you can see our cabinets and the powder-coated finishes first hand.



Design and Proposal

After your consultation your Agent will work with you to create a custom design specifically for your space and requirements. In a couple of days you'll receive a detailed written quote and a 3-D rendering of the proposed design. Once you've settled on a design, the real work begins.



Manufacturing

Design and specifications are sent directly to our factory, where your garage cabinets will be custom manufactured. Our facilities are state-of-the-art, ensuring your finished cabinets meet our exacting quality standards (and your expectations). In a week or so, everything will ship from the factory for installation.



Installation

Your dealer will come to your home and install everything for you. Final installation usually takes only a day or two, depending on the size of your project. Once your custom storage solution is complete you can put everything in their new home and enjoy your new organized space.

Get started now

Visit www.RedlineGaragegear.com/dealer-search

Have questions?

Visit www.RedlineGaragegear.com/more



Here's what others say

For 27 years, Hometime has featured a weekly home improvement TV show on PBS. We're proud to have our garage cabinets highlighted in a show last year. Visit the link below to see this video.



www.RedlineGaragegear.com/how-to-build-garage-cabinets

I am really glad I saw your products on Hometime on PBS. When I contacted you, you were very responsive and answered each question I had. I was impressed with your assortment of cabinet sizes and depths.

– Mike L., Hoover, AL

My experience was absolutely the best that could be expected. Your quotes were detailed and drawings were excellent. Your products are the perfect quality for garage applications, with lots of options and configurations.

– Jeff H.

Your product is superior and innovative, far better than standard household style cabinets, and obviously designed for a garage environment. I really like the wall mount that allows cabinet to "hang" from wall rather than sitting on floor. I'm thrilled and would recommend you to others.

– Kenneth C., Dagsboro, DE

I initially found you guys on the internet.

We worked with Harmony Design Inc, who was first class from start to finish. Everything was finished quickly and professionally. I love the quality, fit and finish of your garage cabinets, and would recommend Harmony Design and Redline Garagegear to anyone else.

– Todd D., Hoffman Estates, IL

3 Common Garage Organization Mistakes To Avoid

Proper research, detailed planning, and immediate action. Those are pretty simple concepts to grasp, but when it comes to acting on them we seem to get stuck. This can be especially true when trying to organize the garage.

If you've tried organizing in the past but still find yourself looking at a cluttered garage you're probably already familiar with at least one of the three most common mistakes. For those trying for the first time to get your garage organized, please pay close attention. The following information could potentially save you time, money, and energy.

To the right are the three most common garage organization mistakes and how you can avoid them

Incomplete product research

Your first impulse might be to run out to your nearest big-box store and grab a few things you think might work, but unfortunately, the garage storage 'solutions' at big-box stores are very limited, and so is the quality. There are hundreds of products available elsewhere that have been made specifically for use in the garage.

Before you start you need to make several decisions; do you want custom-built, built-to-order or off-the-shelf products, and what products will store the variety of items you have in your garage.

Learn as much as you can about the available options before you start. You could search the web for this information on your own, or you could just visit our blog, Garage Makeover 101 (www.RedlineGaragegear.com/garage-makeover-101), for detailed research on everything from garage cabinets to floor coatings.

Improper storage planning

If you want to organize your garage and keep it that way, you need a storage system that has a place for all the things you want to store. You need to develop a detailed plan or you'll likely end up frustrated and full of buyer's remorse. They don't tell you that in the big-box stores.

Proper planning starts by taking inventory of the things you want to store in the garage and then contacting one of our professional project managers who will help you to create a storage system customized just for your garage. Your project manager will discuss your needs and create a 3D rendering of your new garage. The best part is... this service is absolutely free of charge.

To get started, visit www.RedlineGaragegear.com/dealer-search and find your local Agent who will answer any questions you have or call us at **1-877-624-2332**.

Procrastination

Procrastination is often the most difficult obstacle to overcome. We can find dozens of reasons why we put things off for days, weeks, months and even years.

Unfortunately, the clutter in your garage isn't just going to get organized on its own. It will still be there in the morning when you wake up; it will greet you every time you open the garage door; and it will probably still embarrass you every time you open your garage door and a friend, neighbor, or guest is around.

Many of our customers have told us they put off doing something about their cluttered garage for years. And what was their biggest regret after the garage makeover?... That they didn't do it sooner!

Don't put it off any longer. Start organizing your garage today. Visit us at www.RedlineGaragegear.com/more.

Bottom line... Avoid these 3 mistakes and take action today! Contact your local Agent.

Want FREE samples?
www.RedlineGaragegear.com/dealer-search

Questions?
www.RedlineGaragegear.com/more

FREE 3D Design:
www.RedlineGaragegear.com/dealer-search

1-877-624-2332

