

YEAR 11 GCSE REVISION Guidance 2024



Name



Revision Strategies

Testing and quizzing yourself identifies gaps in knowledge and helps you to remember more.

- What works for me?
- Complete homework
- Answering exam type questions from Practice Papers
- Revision cards - Create and use notes to test yourself and friends
- Mind maps - one per topic with the important info around
- Graphic organisers
- Display boards
- Making a quiz and testing your friends
- Revise together - set up small revision groups
- Drawing images
- Mix it up - podcasts; audio books; revision apps; real-life examples Time lines/ Plot lines - History/English
- Online learning- Educake, Mathswatch, SENECA, My Past Papers, BBC Bitesize

“The difference between a successful person and others is not a lack of strength, not a lack of knowledge, but rather a lack in will.” – Vince Lombardi

Stress relief techniques:

- Set yourself a **REALISTIC** revision timetable and plot regular breaks - 20 mins sessions
- List your topics and cross them off as you become 'experts'
- Keep your phone in another room
- Unplug the Xbox/PlayStation & reduce gaming time
- Go for a walk / run / yoga / play sport - any exercise
- Listen to calming music
- Breathe slowly to counts over a period of time
- Find a quiet place, sit and relax
- Eat and drink well and regularly
- **Sleep well - routine, don't stay up too late!**
- Use mindfulness apps
- Share with the adults about how well you are doing!
- **Speak to your friends about things other than revision**

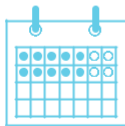


Space out study over time

HOW TO DO IT

Start planning early for exams, and set aside a little bit of time every day. Five hours spread out over two weeks is better than the same five hours all at once.

M T W Th F Sa Su M T W Th F Sa Su



Interleave Ideas/Subjects

HOW TO DO IT

Switch between ideas during a study session. Don't study one idea for too long.



Go back over the ideas again in different orders to strengthen your understanding.

TOPICS
A B C



STUDY
SESSION
1

TOPICS
C B A



STUDY
SESSION
2

TOPICS
A C B

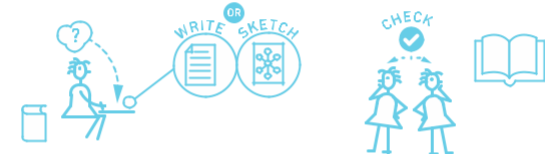


STUDY
SESSION
3

Retrieval Practice – Write or Sketch

HOW TO DO IT

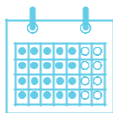
Put away your class materials, and write or sketch everything you know. Be as thorough as possible. Then, check your class materials for accuracy and important points you missed.



Make Learning Effective – Test

HOW TO DO IT

Take as many practice tests as you can get your hands on. If you don't have ready-made tests, try making your own and trading with a friend who has done the same.



Make Learning Effective – Flashcards

HOW TO DO IT


You can also make flashcards. Just make sure you practice recalling the information on them, and go beyond definitions by thinking of links between ideas.



Elaborate

HOW TO DO IT

Ask yourself questions while you are studying about how things work and why, and then find the answers in your class materials and discuss them with your classmates.




As you elaborate, make connections between different ideas to explain how they work together. Take two ideas and think of ways they are similar and different.



Exams in the hall

Please make yourself aware of the rules before the exams start.

Check your seat number the night before if possible.




AQA	City & Guilds	CCEA	OCR	Pearson	WJEC
-----	---------------	------	-----	---------	------

Warning to Candidates

1. You **must** be on time for all your examinations.
2. **Possession of a mobile phone** or other unauthorised material **is not allowed** - even if you do not intend to use it. You will be subject to penalty and possible disqualification from the exam/qualification.
3. You **must not** talk to, attempt to communicate with or disturb other candidates once you have entered the examination room.
4. You **must** follow the instructions of the invigilator.
5. You **must not** sit an examination in the name of another candidate.
6. You **must not** become involved in any unfair or dishonest practice in any part of the examination.
7. If you are confused about anything, only speak to an invigilator.

The *Warning to Candidates* must be displayed in a prominent place outside each examination room. This may be a hard copy A3 paper version or an image of the poster projected onto a wall or screen for all candidates to see.


©JCQ 2020 – Effective from 1 September 2020



AQA	City & Guilds	CCEA	OCR	Pearson	WJEC
-----	---------------	------	-----	---------	------

NO MOBILE PHONES SMARTWATCHES MP3/4 PLAYERS

NO POTENTIAL TECHNOLOGICAL/WEB
ENABLED SOURCES OF INFORMATION



Possession of unauthorised items, such as a mobile phone, is a serious offence and could result in

DISQUALIFICATION

from your examination and your overall qualification.

This poster must be displayed in a prominent place outside each examination room.

- Enter in silence and sit in numbered seat
- Answer every question – you get zero for not attempting a question – trying it may get one or two marks
- Clear
- If you have extra time – Ensure you use this to answer or check your work. Don't waste it.

Tips on making a revision timetable:

When compiling a schedule try to be as realistic as possible. Do not try to overburden your day with an agenda that you have no real chance of completing.

Make a list of the subjects that you need to revise for between now and your exams.

Work out which subjects have the most content that needs to be revised.

Concentrate on those specific topics or modules that you are weak on.

Break down major revision subjects into smaller parts, this can help you make your studying more precise.

Ensure that you include break times during the day, these are important to help you unwind and to make sure you don't burn yourself out.

Work out when you 'study best', for instance some people are able to concentrate better in the morning. Then use these times to study those topics that require the most effort and energy.

Do not leave your most difficult or hardest subjects till the end of the day. Instead try to get these out of the way early on.

After completing a revision period cross it off from your timetable. This will help to instil a sense of accomplishment.

At the end of each week assess your performance and change your plans accordingly.

Consider using different coloured pens to highlight specific classes or rank subjects according to importance. However, if you feel you may be changing things around then use a simple pencil.

Keep your timetable flexible and be ready to change it if circumstances change.

Try not to spend the whole day revising one subject.

Most experts suggest studying in slots of 40 minutes and then taking a break before your next session.

1 st April	Monday 1 st	Tuesday 2 nd	Wednesday 3 rd	Thursday 4 th	Friday 5 th	Saturday 6 th	Sunday 7 th		
7 -8am		Easter Holidays – Week 1							
8-9am									
9-10am		Support Sessions D&T 9am – 3pm RS 9.30am – 12.30pm Art 10am – 1pm	Support Sessions I Media 9am – 3pm Geography 9am – 11am						
10-11am					Support Sessions	Support Sessions			
11-12pm						I Media 9am – 3pm H&C 10am – 1pm BTECH Sport 11am - 1pm	I Media 9am – 3pm H&C 10am – 1pm		
12-1pm									
1 – 2pm									
2 – 3pm									
3 – 4pm									
4 – 5pm									
5 – 6pm									
6 – 7pm									
7 – 8pm									
8 – 9pm									

d Friday Good Friday

8 th April	Monday 8 th	Tuesday 9 th	Wednesday 10 th	Thursday 11 th	Friday 12 th	Saturday 13 th	Sunday 14 th
7 -8am		Easter Holidays – Week 2					
8-9am							
9-10am		Support Sessions D&T 9am – 3pm	Support Sessions History 9am – 2pm				
10-11am							
11-12pm							
12-1pm							
1 – 2pm							
2 – 3pm							
3 – 4pm							
4 – 5pm							
5 – 6pm							
6 – 7pm							
7 – 8pm							
8 – 9pm							

15 th April (A)	Monday 15 th	Tuesday 16 th	Wednesday 17 th	Thursday 18 th	Friday 19 th	Saturday 20 th	Sunday 21 st
7 - 8am	2 weeks until the GCSE Exams start						
8-9am					8.30 – 10am Maths Mock Exam		
9-10am							
10-11am							
11-12pm					11.30 – 1pm BTECH Sport Mock Exam		
12-1pm							
1 – 2pm							
2 – 3pm							
3 – 4pm	Study Zone H2	Study Zone H2	Study Zone H2	Study Zone H2			
4 – 5pm							
5 – 6pm							
6 – 7pm							
7 – 8pm							
8 – 9pm							

22 nd April (B)	Monday 22 nd	Tuesday 23 rd	Wednesday 24 th	Thursday 25 th	Friday 26 th	Saturday 27 th	Sunday 29 th
7 -8am	1 week until the GCSE Exams start						
8-9am					9.00 – 10am Science lesson		
9-10am		Spanish Speaking	Turkish & Urdu Speaking	Cantonese, Polish & Portuguese Speaking			
10-11am							
11-12pm							
12-1pm							
1 – 2pm							
2 – 3pm							
3 – 4pm	Study Zone H2	Study Zone H2	Study Zone H2	Study Zone H2			
4 – 5pm							
5 – 6pm							
6 – 7pm							
7 – 8pm							
8 – 9pm							

29 th April (A)	Monday 29 TH	Tuesday 30 th	Wednesday 1 st	Thursday 2 nd	Friday 3 rd	Saturday 4 th	Sunday 5 th
7 -8am		GCSE Exams start					
8-9am	9-11am Art exam (11D)	9-12.20pm Art exam (11C)	9 – 12.20pm Art exam (11D)	9 – 11am Art exam (11C)	8.30 – 10am English lesson		
9-10am	French Speaking	French Speaking	French Speaking	French Speaking	9 – 12.20pm Art exam (11C)		
10-11am					French Speaking		
11-12pm							
12-1pm					12pm – Art (Catch up)		
1 – 2pm	1pm – 3pm Art Exam (11C)			1pm – 3pm Art Exam (11D)	French Speaking		
2 – 3pm	French Speaking	French Speaking	French Speaking	French Speaking			
3 – 4pm	Study Zone H2	Study Zone H2	Study Zone H2	Study Zone H2			
4 – 5pm							
5 – 6pm							
6 – 7pm							
7 – 8pm							
8 – 9pm							

6 th May (B)	Monday 6 th	Tuesday 7 th	Wednesday 8 th	Thursday 9 th	Friday 10 th	Saturday 11 th	Sunday 12 th
7 -8am	Bank Holiday	GCSE EXAM WINDOW					
8-9am		9-12.20pm Art exam (11D) French Speaking	French Speaking	BTEC Sport & RS support	Biology support		
9-10am				BTEC Sport Component 3 (1.5h)	Biology Paper 1 (1h 15/1h 45)		
10-11am						RS Component 1 (2h)	
11-12pm				BTEC Sport (RS/Sport overlap students)			
12-1pm					Drama Support		
1 – 2pm						Drama Component 3 (1.5h) Urdu Listening (45m) Reading (1hr)	
2 – 3pm		French Speaking	French Speaking				
3 – 4pm		Study Zone H2	Study Zone H2	Study Zone H2			
4 – 5pm							
5 – 6pm							
6 – 7pm							

13 th May (A)	Monday 13th	Tuesday 14th	Wednesday 15th	Thursday 16th	Friday 17th	Saturday 18th	Sunday 19th
7 -8am	GCSE EXAM WINDOW						
8-9am	English Lit support	French support		Maths support	Chemistry support		
9-10am	English Lit Paper 1 (1h 45)	French Listening (35/45m) Reading (45m/1h)		Maths Paper 1 (1h 30)	Chemistry Paper 1 (1h 15/1h 45)		
10-11am							
11-12pm							
12-1pm	Turkish support	Chinese support		RS support	Geography support		
1 – 2pm	Turkish Listening (45m) Reading (1h 5)	Chinese Listening (45m) Reading (1h)		Religious Studies Component 2 (1h)	Geography Component 1 (1h 30)		
2 – 3pm							
3 – 4pm	Study Zone H2	Study Zone H2	Study Zone H2	Study Zone H2			
4 – 5pm							
5 – 6pm							
6 – 7pm							
7 – 8pm							
8 – 9pm							

20 th May (B)	Monday 20 th	Tuesday 21 st	Wednesday 22 nd	Thursday 23 rd	Friday 24 th	Saturday 25 th	Sunday 26 th
7 -8am	GCSE EXAM WINDOW						
8-9am	English support	Computer Science support	Physics support	English support	French support/ Maths Lesson French Writing (1h 15)		
9-10am	English Lit Paper 2 (2h 15)		Physics Paper 1 (1h 15/1h 45)	English Lang Paper 1 (1h 45)			
10-11am							
11-12pm							
12-1pm	Turkish support	Computer Science support	Chinese support				
1 – 2pm	Turkish Writing (1h 25)	Computer Science Paper 1 (1h 30)	Chinese Writing (1h 25)				
2 – 3pm							
3 – 4pm	Study Zone H2	Urdu Writing (1h 15) Study Zone H2	Study Zone H2	Study Zone H2			
4 – 5pm							
5 – 6pm							
6 – 7pm							
7 – 8pm							
8 – 9pm							

27 th May	Monday 27 th	Tuesday 28 th	Wednesday 29 th	Thursday 30 th	Friday 31 st	Saturday 1 st	Sunday 2 nd
7 -8am	HALF TERM						
8-9am							
9-10am							
10-11am							Maths support 10am – 1pm
11-12pm							
12-1pm							
1 – 2pm							
2 – 3pm							
3 – 4pm							
4 – 5pm							
5 – 6pm							
6 – 7pm							
7 – 8pm							
8 – 9pm							

3 rd June (A)	Monday 3rd	Tuesday 4th	Wednesday 5th	Thursday 6th	Friday 7th	Saturday 8th	Sunday 9th	
7 -8am	GCSE EXAM WINDOW							
8-9am	Maths support	History support	Geography support	English support	RS/Biology support			
9-10am	Maths Paper 2 (1h 30)	Spanish Listening (45m) Reading (1h)	Geography Component 2 (1h 30)	English Lang Paper 2 (1h 45)	RS Component 3 (1h)			
10-11am							Maths support 10am – 1pm	
11-12pm								
12-1pm		History support			Biology support			
1 – 2pm		History Paper 2 (1h 45)			Biology Paper 2 (1h 15/45)			
2 – 3pm								
3 – 4pm	Study Zone H2	Study Zone H2	Study Zone H2	Study Zone H2				
4 – 5pm								
5 – 6pm								
6 – 7pm								
7 – 8pm								
8 – 9pm								

10 th June (B)	Monday 10 th	Tuesday 11 th	Wednesday 12 th	Thursday 13 th	Friday 14 th	Saturday 15 th	Sunday 16 th	
7 -8am	GCSE EXAM WINDOW							
8-9am	Maths support	Chemistry support	Study Leave (Students must attend allocated support sessions)		Geography support			
9-10am	Maths paper 3 (1h 30)	Chemistry paper 2 (1h 15/45)		Physics support Gr A	Geography Component 3 (1h 30)			
10-11am				Physics support Gr B				
11-12pm						Physics Support		
12-1pm	iMedia/Spanish support	History support		Physics support Gr C				
1 – 2pm	i-Media Unit 1 (1h 30)	History Paper 3 (1h 20)	Polish/ Portuguese Listening (45m) Reading (1h)		Physics Paper 2 (1h 15/45)			
2 – 3pm	Spanish Writing (1h 15)			Geography support				
3 – 4pm								
4 – 5pm								
5 – 6pm								
6 – 7pm								
7 – 8pm								
8 – 9pm								

17 th June (A)	Monday 17 th	Tuesday 18 th	Wednesday 19 th	Thursday 20 th	Friday 21 st	Saturday 22 nd	Sunday 23 rd
7 -8am	GCSE EXAM WINDOW						
8-9am		Design support		Hospitality support			
9-10am		Design (2h)		Hospitality & Catering Unit 1 (1h 20)			
10-11am			Hospitality support (P2&3)				
11-12pm	Music support			Leavers Assembly			
12-1pm	Design support Period 3 & 4						
1 – 2pm	Music Component 3 (1h 15)	Polish/ Portuguese Writing (1h 15)					
2 – 3pm							
3 – 4pm							
4 – 5pm							
5 – 6pm							
6 – 7pm							
7 – 8pm							
8 – 9pm							