

NOTICE OF BOARD MEETING

HEBER-OVERGAARD FIRE DISTRICT BOARD OF DIRECTORS

Pursuant to A.R.S. 38-431.02(C). Notice is hereby given to the members of the Heber-Overgaard Fire District and the general public that the Heber-Overgaard Fire District will hold a meeting open to the public on October 18, 2022 at 6pm. in the Heber-Overgaard Fire Station, Overgaard, Navajo County, Arizona. As indicated in the following agenda, the Board may vote to go into executive session, which will not be open to the public to discuss certain matters.

Pursuant to the Americans with Disabilities Act (ADA), the Heber-Overgaard Fire District endeavors to ensure the accessibility of its meetings to all persons with disabilities. If you need an accommodation for a meeting, please contact the Fire District's Administration at 928-535-4346 at least 48 hours prior to the meeting so that an accommodation can be arranged.

Pledge

1. CALL TO ORDER and ROLL CALL OF BOARD MEMBERS:
2. CONSENT AGENDA:
 - A. APPROVAL OF MINUTES:
 1. Regular Session minutes of September 20, 2022

MOTION to accept the September 20, 2022 Board Meeting Minutes as presented

B. REPORTS AND CORRESPONDENCE:

2. September 2022 Fire & EMS Reports
3. September 2022 Fire Chief's Report
4. September 2022 Deputy Chief's Report

MOTION to accept the September 2022 Reports and Correspondence as presented.

3. FINANCIAL REPORTING: September 2022 Financial and Ambulance Financial Statements.
MOTION to accept the September 2022 Financial and Ambulance Financial Statements as presented.
4. CALL TO THE PUBLIC:
5. OLD BUSINESS:
 - A. Update on the tower, grants, and apparatus:
6. NEW BUSINESS:
 - A. Swearing in of the new full-time suppression employees Todd Rexroat and Shane Willis:

B. Employee Recognition:

C. Discussion on the Strategic Plan:

7. CALL TO THE PUBLIC:

8. ADJOURNMENT:

SOME BOARD MEMBERS AND/OR DISTRICT ATTORNEY MAY APPEAR TELEPHONICALLY ON ABOVE AGENDA ITEMS OR EXECUTIVE SESSIONS. A COPY OF THE AGENDA BACKGROUND MATERIAL PROVIDED TO BOARD MEMBERS (WITH THE EXCEPTION OF MATERIAL RELATING TO POSSIBLE EXECUTIVE SESSIONS) IS AVAILABLE FOR PUBLIC INSPECTION AT THE FIRE HALL FROM 8:00 A.M. TO 4:00 P.M. DAILY. UNDER A.R.S. SECTION 38-431.03 (A). THE BOARD RESERVES THE RIGHT TO ADJOURN INTO EXECUTIVE SESSION ON ABOVE AGENDA ITEMS WHEN NEEDED, ARS 38-431.03 (D) FOR LEGAL ADVICE ON ANY OF THE ABOVE AGENDA ITEMS OR ANY MATTER OF PROCEDURE.

Call to the Public A.R.S 38-431.01. (H). A public body may make an open call to the public during a public meeting, subject to reasonable time, place and manner restrictions, to allow individuals to address the public body on any issue within the jurisdiction of the public body. At the conclusion of an open call to the public, individual members of the public body may respond to criticism made by those who have addressed the public body, may ask staff to review a matter or may ask that a matter be put on a future agenda. However, members of the public body shall not discuss or take legal action on matters raised during an open call to the public unless the matters are properly noticed for discussion and legal action.

POSTED AT THE HEBER/OVERGAARD FIRE STATION, ON DATE: *10-14-22*

Board Chairperson Announcement: Executive Sessions are Confidential.

**HEBER-OVERGAARD FIRE DISTRICT BOARD
BOARD MEETING MINUTES
October 18, 2022**

The meeting was called to order by Roger Owens at 1800.

Attendees:

Roger Owens, Chairman
Roxanne Flynn, Board Clerk*remote
Mike Brewer, Board Member*remote

Steven Grumkoski, Board Member
Jerry Call, Board Member*absent
Dee McCluskey Fire Chief*remote

1. CALL TO ORDER and ROLL CALL OF BOARD MEMBERS:

2. CONSENT AGENDA:

A. APPROVAL OF MINUTES

1. Regular Session minutes of September 20, 2022.

MOTION made by Mike Brewer to accept the Regular Session Board Meeting minutes of September 20, 2022 as presented. Roxanne Flynn SECONDED the MOTION. All in Favor.

B. REPORTS AND CORRESPONDENCE:

1. September 2022 Fire & EMS Reports
2. September 2022 Fire Chief's Report
3. September 2022 Deputy Chief's Report

MOTION made by Steve Grumkoski to accept the September 2022 Reports and Correspondence. Roxanne Flynn SECONDED the MOTION. All in Favor.

3. FINANCIAL REPORTING: September 2022 Financial and Ambulance Financial Statements.

MOTION made by Steve Grumkoski to accept the September 2022 Financial and Ambulance Financial Statements as presented. Roxanne Flynn SECONDED the MOTION. All in favor.

4. CALL TO THE PUBLIC:

- A. **Mr. Rexroat Sr. expressed his appreciation to HOFD for their work with Todd Rexroat and within the community.**

5. OLD BUSINESS:

- A. Update on the tower, grants, and apparatus

Tower – Moving along, continue to work through the commercial concerns.

Grants – AFG Grant received. Two radio Grants. Motorola install – appreciation to crews.

Apparatus – Elk Ambo to be back at HOFD 10/19/2022. Deputy Payne to do final approval, pick up and delivery. Attack Truck in process.

6. NEW BUSINESS:

- A. Swearing in of the new full-time suppression employees Todd Rexroat and Shane Willis
- B. Employee Recognition: **To be postponed and added for the November board meeting.**
- C. Discussion on the Strategic Plan:

Deputy Payne noted that the Strategic Plan was updated and emailed with the Board Packet.

7. CALL TO THE PUBLIC:

Deputy Payne announced Board Member Jerry Call's resignation from the Fire Board effective immediately.

Roxanne Flynn inquired as to the distribution of the updated Policy Manual. Chief McCluskey noted that the manual was published in April of 2022.


8. ADJOURNMENT:

MOTION made by Steve Grumkoski to Adjourn. Mike Brewer SECONDED the MOTION. All In Favor. 18:30


Respectfully Submitted,

Elizabeth K Warren

Billing Specialist




R. Owens



M. Brewer



R. Flynn



S. Grumkoski

HOFD INCIDENT RUN SUMMARY

September 2022

EMS – Billing Summary	(SEPTEMBER)	(YTD-2022)
ALS Transports	54	354
BLS Transports	8	31
Deceased	0	2
Helicopter	1	9
Patient Refusals	<u>24</u>	<u>156</u>
Total EMS Billing	85	550

FIRE – Run Summary	(SEPTEMBER)	(YTD-2022)
Fire	1	25
Rescue & EMS	87	666
Hazardous Condition	1	12
Service Call	6	123
Good Intent Call	6	60
False Alarm & False Call	8	22
Severe Weather & Natural Disaster	0	1
Special Incident – Wildland Assignment	<u>0</u>	<u>7</u>
Total EMS-FIRE Calls	109	916

ACTIVITY –Summary	(SEPTEMBER)	(YTD-2022)
Community Events	0	1
Burn Permit	7	57
Public Assist	2	6
Residential Lockbox Install	1	9
Lift Assist	0	0
Vehicle Lockout	1	42
Public Education	<u>0</u>	<u>1</u>
Total ACTIVITY Calls	11	117

FIRE PREVENTION ACTIVITY –Summary	(SEPTEMBER)	(YTD-2022)
Initial Inspection	0	7
Re-Inspection	0	0
Annual Inspection	2	3
Firewise Inspections	0	3
Engine Company Surveys	<u>0</u>	<u>0</u>
Total PREVENTION ACTIVITY	2	13

RESPONSE TIMES

EMS AVG Response Times Month (SEPTEMBER)	<u>Minutes.Seconds</u>
In-District	4.71 (+)
Out of District – In CON	11.08 (+)
Out of CON	0.00 ()
EMS AVG Response Times 2022	<u>Minutes.Seconds</u>
In-District	4.24 (+)
Out of District – In CON	13.70 (-)
Out of CON	33.83 (NC)

The Mission of the Heber-Overgaard Fire District is to serve the people and protect lives and property by providing fire, rescue and emergency medical services.



FIRE CHIEF'S REPORT – OCTOBER 18th, 2022

Fire Chief's Report SEPTEMBER 2022

William D. McCluskey

- I. Administrative
 - a. 9/1 Firefighter Interviews
 - b. 9/6 HOCRN Board Meeting
 - c. 9/10 Community Day of Service
 - d. 9/11 American Legion 911 Flag Raising
 - e. 9/13 HOCRN General Meeting
 - f. 9/15 Summit Healthcare Clinic Annual Inspection
 - g. 9/15 Rim Country Senior Center Annual Inspection
 - h. 9/15-17 HOFD Adopt-a-highway cleanup started MM 302-303
 - i. 9/20 HOFD Fire Board Meeting
 - j. 9/26 Opening Remarks for New Recruit Academy
 - k. 9/27 Data Collection meeting with Staff
 - l. 9/28 NAFCA General Meeting – Greer FD
- II. Training
 - a. 9/12 Summit EMS Run Review
 - b. 9/15 THIRA Workshop
- III. Significant Incidents:
 - a. 9/16 Aspen Rd – Barricaded Subject
 - b. 9/16 SR277 MM310 – MVA
 - c. 9/19 Indian Trail – MVA – 2 Heli's (1 Heli cancelled w/radio problems)
- IV. Wildland Requests/Assignments
 - a. No requests

Next meeting: November 15th, 2022



FROM THE OFFICE OF THE DEPUTY FIRE CHIEF

September 2022 Deputy Fire Chief Report

September Wildland Update

- No wildland assignments in September

Apparatus Update

- E71 in service
- E72 in service
- E73 (type 3) in service
- 1865 (Elk) Ambulance is being repaired in Show Low, finishing up at Ford
- New purchase of Attack Truck in progress. Report to follow
- New purchase of Type 1 structure engine, pre-construction meetings in October.

September 2022 bullet points

- Held out 1st ever mini fire academy for 2 weeks (Huge Success).
- Station lawn, and weed control
- Working on our new Crisis Response Volunteer Team.
- HOCRN meetings
- Training meetings with Timber Mesa
- Navajo County Planning and Zoning meeting on new builds in our community.
- Captains quarterly meeting
- MHS Football games stand-by.
- Adopt a Highway Clean up (We have 2 miles done with all 3 shifts)
- New Drug boxes put into service and training.
- Working with University of Arizona on a grant for EMS quality assurance program.
- Tall Timbers park Lumberjack event and Octoberfest.
- Several weeks of preparing for upcoming academy.

Total Water used for all 3 shifts

Total water used approximately

2,500



Heber-Overgaard Fire Department

2061 Lumber Valley Road
P.O. Box 1010
Overgaard, AZ 85933
(928) 535-4346



Monthly Financial Report – September 2022

Attached are the following for your information and review:

1. Balance Sheet as of September 30, 2022.
2. Summary of reconciled cash balances for September 2022
3. Statement of Revenues and Expenditures for September 30, 2022, including budget to actual and fiscal year balances.
4. Fixed Assets and Disposals
5. Income vs. Expenses Graph through September 2022.
6. Monthly Disbursement Report.
7. 12-Month Cash Flow.

Key points:

- Revenue for the month of September was \$282,959 which was over budget by \$150,101.
 - Navajo County Revenue for September was \$215,176 which was \$163,952 over budget.
 - Non-Levy revenue was \$67,783.
 - Ambulance revenue for the month was \$65,069 which was \$13,402 over budget.
- Expenses for September totaled \$222,276 which was under budget by \$24,568.
- Fiscal Year revenue is \$620,670 which is \$252,485 over budget.
 - Ambulance revenue is \$210,863 which is \$55,862 over budget.
- Fiscal Year expenses are \$746,803 which is \$86,557 under budget.

Please contact the Finance Director for any questions or concerns regarding this report.

	Sep 30, 22	Sep 30, 21	\$ Change	% Change
ASSETS				
Current Assets				
Checking/Savings				
1066 · NAT'L BANK OF ARIZONA/PAYROLL	181,959.78	245,762.98	-63,803.20	-26.0%
1005 · PETTY CASH	100.00	100.00	0.00	0.0%
1010 · NAVAJO COUNTY TREASURER	1,078,780.71	556,119.15	522,661.56	94.0%
1014 · CAPITAL PROJECTS FUND	518,030.35	514,072.91	3,957.44	0.8%
Total Checking/Savings	1,778,870.84	1,316,055.04	462,815.80	35.2%
Accounts Receivable				
1200 · Accounts Receivable	0.00	-75,728.72	75,728.72	100.0%
Total Accounts Receivable	0.00	-75,728.72	75,728.72	100.0%
Other Current Assets				
1351 · AMBULANCE ALLOWANCE	-124,805.68	-75,303.24	-49,502.44	-65.7%
1210 · TAXES RECEIVABLE	59,367.20	54,635.21	4,731.99	8.7%
1350 · AMBULANCE RECEIVABLES	248,795.97	154,450.00	94,345.97	61.1%
Total Other Current Assets	183,357.49	133,781.97	49,575.52	37.1%
Total Current Assets	1,962,228.33	1,374,108.29	588,120.04	42.8%
Fixed Assets				
1700 · Accumulated Depreciation	-2,569,682.98	-2,474,362.71	-95,320.27	-3.9%
1620 · Equipment	838,923.30	605,578.42	233,344.88	38.5%
1610 · Vehicles	2,461,395.29	2,467,973.92	-6,578.63	-0.3%
1600 · Buildings & Land	1,371,443.14	1,353,367.23	18,075.91	1.3%
Total Fixed Assets	2,102,078.75	1,952,558.86	149,521.89	7.7%
Other Assets				
3122 · OPEB	53,027.00	53,027.00	0.00	0.0%
3120 · Deferred Outflows	915,529.00	915,529.00	0.00	0.0%
1500 · PREPAID EXPENSES	110,123.95	2,527.81	107,596.14	4,256.5%
Total Other Assets	1,078,679.95	971,083.81	107,596.14	11.1%
TOTAL ASSETS	5,142,987.03	4,297,748.96	845,238.07	19.7%
LIABILITIES & EQUITY				
Liabilities				
Current Liabilities				
Accounts Payable				
2000 · Accounts Payable	7,295.11	103,255.94	-95,960.83	-92.9%
Total Accounts Payable	7,295.11	103,255.94	-95,960.83	-92.9%
Credit Cards				
2110 · NBAZ Credit Card	8,584.10	4,974.88	3,609.22	72.6%
Total Credit Cards	8,584.10	4,974.88	3,609.22	72.6%
Other Current Liabilities				
3150 · PTO Accrual	241,409.49	227,919.69	13,489.80	5.9%
2460 · Misc Deductions	647.46	15.50	631.96	4,077.2%
2025 · INTEREST PAYABLE	1,834.45	2,389.12	-554.67	-23.2%
2100 · Payroll Liabilities				
21-2700 · Life Insurance	0.00	636.18	-636.18	-100.0%
21-2400 · INSURANCE-MEDICAL	1,158.09	0.00	1,158.09	100.0%
21-2410 · INSURANCE-DENTAL	56.73	0.00	56.73	100.0%
21-2500 · MEDICAL SAVINGS ACCOUNT	0.00	-504.58	504.58	100.0%
21-2600 · AFLAC-SUPPLEMENTAL INS	0.00	241.50	-241.50	-100.0%
21-2900 · AZ STATE RETIREMENT SYSTEM	-0.01	-15.47	15.46	99.9%
Total 2100 · Payroll Liabilities	1,214.81	357.63	857.18	239.7%
2300 · DEFERRED COMP PLAN	-2,867.16	-2,265.48	-601.68	-26.6%
2350 · PAYABLE TO FF PENSION	6,009.48	0.00	6,009.48	100.0%
2375 · ACCRUED PAYROLL	58,219.32	65,937.10	-7,717.78	-11.7%
2400 · GARNISHMENT	57.35	0.00	57.35	100.0%
2800 · AZ PUBLIC SAFETY RETIREMENT	7,650.42	2,265.48	5,384.94	237.7%
Total Other Current Liabilities	314,175.62	296,619.04	17,556.58	5.9%
Total Current Liabilities	330,054.83	404,849.86	-74,795.03	-18.5%

HEBER-OVERGAARD FIRE DISTRICT

Balance Sheet

As of September 30, 2022

Accrual Basis

	Sep 30, 22	Sep 30, 21	\$ Change	% Change
Long Term Liabilities				
2951 · NBAZ Ambo 1865 Lease	177,241.85	177,241.85	0.00	0.0%
3100 · Net Pension Liability	1,130,766.00	1,130,766.00	0.00	0.0%
3130 · Deferred Inflows	351,044.00	351,044.00	0.00	0.0%
2950 · N/P Chase Tender Loan	0.00	60,788.45	-60,788.45	-100.0%
Total Long Term Liabilities	1,659,051.85	1,719,840.30	-60,788.45	-3.5%
Total Liabilities	1,989,106.68	2,124,690.16	-135,583.48	-6.4%
Equity				
3200 · FUND BALANCE	2,613,796.00	2,613,796.00	0.00	0.0%
3900 · Retained Earnings	666,217.23	51,101.15	615,116.08	1,203.7%
Net Income	-126,132.88	-491,838.35	365,705.47	74.4%
Total Equity	3,153,880.35	2,173,058.80	980,821.55	45.1%
TOTAL LIABILITIES & EQUITY	5,142,987.03	4,297,748.96	845,238.07	19.7%

Heber-Overgaard Fire District
Summary of Reconciled Cash Balances
 Period Ending 09/30/2022

	Navajo County General Fund <u>9/30/2022</u>	Navajo County Capital Fund <u>9/30/2022</u>	National Bank Payroll Fund <u>9/30/2022</u>
Beginning Balance	861,974.52	517,185.92	349,690.39
Cleared Transactions			
Checks and Payments	(22.00)	-	(233,978.62)
Deposits and Credits	216,828.19	844.43	66,248.01
Total Cleared Transactions	<u>216,806.19</u>	<u>844.43</u>	<u>(167,730.61)</u>
Cleared Balance	<u><u>1,078,780.71</u></u>	<u><u>518,030.35</u></u>	<u><u>181,959.78</u></u>
Uncleared Transactions			
Checks and Payments	-	-	-
Deposits and Credits	-	-	-
Total Uncleared Transactions	<u>-</u>	<u>-</u>	<u>-</u>
Register Balance as of 08/31/2022	<u><u>1,078,780.71</u></u>	<u><u>518,030.35</u></u>	<u><u>181,959.78</u></u>

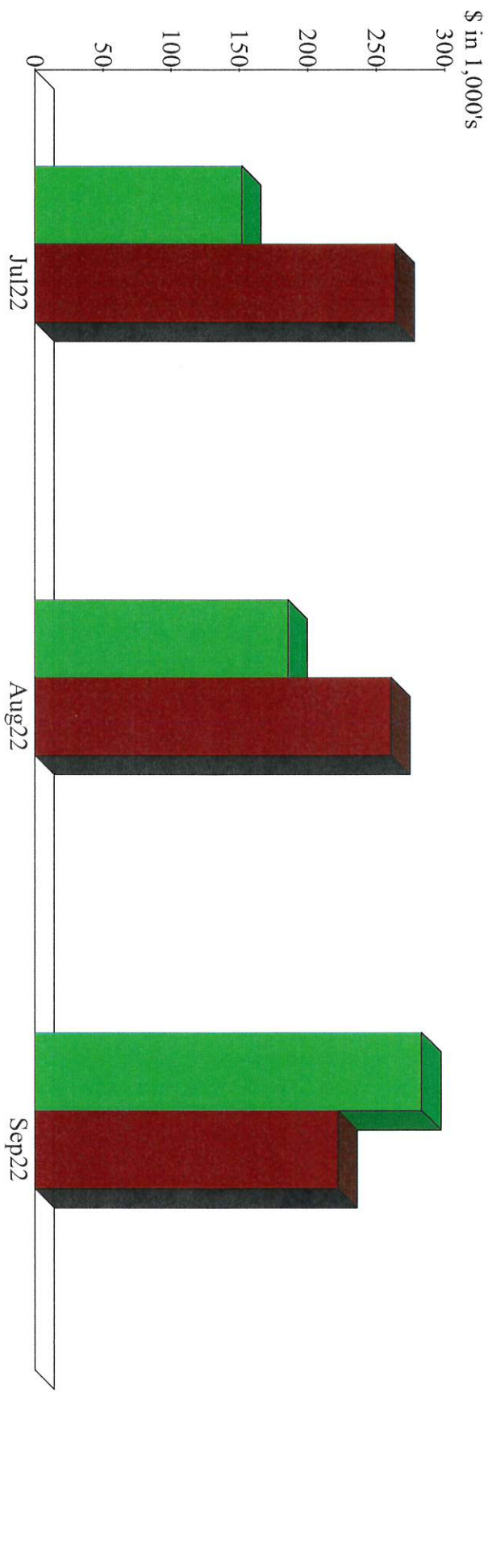
HEBER-OVERGAARD FIRE DISTRICT
Profit & Loss Budget Performance
September 2022

	Sep 22	Budget	\$ Over Budget	Jul - Sep 22	YTD Budget	\$ Over Budget	Annual Budget
Ordinary Income/Expense							
Income							
4000 · AD VALOREM TAXES	215,176.33	51,224.00	163,952.33	229,280.66	73,283.00	155,997.66	2,292,041.00
4140 · COUNTY TAX DISTRIBUTION	0.00	0.00	0.00	0.00	0.00	0.00	130,476.00
4640 · GRANTS	0.00	0.00	0.00	94,278.21	50,000.00	44,278.21	50,000.00
4645 · DONATIONS	0.00	42.00	-42.00	0.00	126.00	-126.00	500.00
4650 · STATE LAND FIRE	0.00	29,508.00	-29,508.00	79,556.38	88,524.00	-8,967.62	177,050.00
4942 · INTEREST-INVESTMENTS	2,498.53	417.00	2,081.53	6,306.01	1,251.00	5,055.01	5,000.00
4969 · MISC REVENUES	215.00			385.00			
4970 · AMBULANCE SERVICE REVENUES	65,069.25	51,667.00	13,402.25	210,863.41	155,001.00	55,862.41	620,000.00
Total Income	282,959.11	132,858.00	150,101.11	620,669.67	368,185.00	252,484.67	3,275,067.00
Gross Profit	282,959.11	132,858.00	150,101.11	620,669.67	368,185.00	252,484.67	3,275,067.00
Expense							
50 · PERSONNEL SERVICES	24,785.71	24,597.00	188.71	87,827.41	86,089.00	1,738.41	320,305.00
51 · SALARIES-OPERATIONS	76,640.54	96,294.00	-19,653.46	279,842.53	332,081.00	-52,238.47	1,196,523.00
52 · RESERVE & VOLUNTEER PAY	17,823.50	19,603.00	-1,779.50	74,614.75	67,583.00	7,031.75	236,173.00
53 · RETIREMENT PLANS	43,531.47	24,776.00	18,755.47	79,951.56	86,053.00	-6,101.44	322,938.00
54 · INSURANCE-HEALTH	21,473.90	25,050.00	-3,576.10	64,619.92	75,150.00	-10,530.08	321,840.00
55 · TAXES-PAYROLL	6,393.35	3,502.00	2,891.35	16,001.19	10,506.00	5,495.19	45,521.00
56 · EMPLOYEE CONTINGENCY FUND	0.00	0.00	0.00	0.00	0.00	0.00	10,000.00
60 · SUPPLIES-ADM	293.96	708.00	-414.04	514.22	2,124.00	-1,609.78	8,500.00
61 · JANITORIAL & BLDG MAINT	2,806.93	1,208.00	1,598.93	6,997.58	3,624.00	3,373.58	14,500.00
62 · MEDICAL SUPPLIES/EQUIPMENT	3,925.50	2,900.00	1,025.50	12,611.09	8,700.00	3,911.09	34,800.00
64 · FUEL	3,318.05	5,167.00	-1,848.95	12,571.05	15,501.00	-2,929.95	47,272.00
65 · VEHICLE MAINTENANCE	1,673.07	3,167.00	-1,493.93	6,680.33	9,501.00	-2,820.67	38,000.00
66 · CLOTHING-UNIFORMS/PROTECT CLOTH	938.46	2,454.00	-1,515.54	5,313.06	7,362.00	-2,048.94	29,450.00
67 · FIREFIGHTING EQUIP MAINT SUPPLY	0.00	3,400.00	-3,400.00	36.17	10,200.00	-10,163.83	34,400.00
68 · PUBLIC EDUCATION & GRANTS	7,084.19	208.00	6,876.19	7,256.37	624.00	6,632.37	52,500.00
70 · SERVICES & CHARGES/ADM	3,894.58	11,102.00	-7,207.42	13,738.14	22,806.00	-9,067.86	96,580.00
71 · COMMUNICATIONS	5,733.90	14,240.00	-8,506.10	14,363.53	24,052.00	-9,688.47	96,199.00
72 · TRAVEL PER DIEM	0.00	2,416.00	-2,416.00	4,104.14	7,248.00	-3,143.86	16,500.00


HEBER-OVERGAARD FIRE DISTRICT
Profit & Loss Budget Performance
September 2022

	Sep 22	Budget	\$ Over Budget	Jul - Sep 22	YTD Budget	\$ Over Budget	Annual Budget
73 · FIRE BOARD EXPENSES/TRAINING	0.00	250.00	-250.00	226.65	750.00	-523.35	3,000.00
74 · INSURANCE	0.00	0.00	0.00	50,809.33	46,000.00	4,809.33	46,000.00
75 · UTILITIES	1,260.58	1,817.00	-556.42	3,586.44	5,451.00	-1,864.56	21,800.00
77 · FIRE/EMS TRAINING	757.84	3,651.00	-2,893.16	5,032.80	10,953.00	-5,920.20	43,800.00
79 · AWARDS/DUES/SUBSCRIP/MISC	-60.00	334.00	-394.00	104.29	1,002.00	-897.71	4,000.00
80 · CAPITAL OUTLAY -	0.00	0.00	0.00	0.00	0.00	0.00	46,627.00
Total Expense	222,275.53	246,844.00	-24,568.47	746,802.55	833,360.00	-86,557.45	3,087,228.00
Net Ordinary Income	60,683.58	-113,986.00	174,669.58	-126,132.88	-465,175.00	339,042.12	187,839.00
Net Income	60,683.58	-113,986.00	174,669.58	-126,132.88	-465,175.00	339,042.12	187,839.00

Income and Expense by Month
July through September 2022



Expense Summary
July through September 2022



51 · SALARIES-OPERATIONS	37.47%
50 · PERSONNEL SERVICES	11.76
53 · RETIREMENT PLANS	10.71
52 · RESERVE & VOLUNTEER PAY	9.99
54 · INSURANCE-HEALTH	8.65
74 · INSURANCE	6.80
55 · TAXES-PAYROLL	2.14
71 · COMMUNICATIONS	1.92
70 · SERVICES & CHARGES/ADM	1.84
62 · MEDICAL SUPPLIES/EQUIPMENT	1.69
Other	7.02
Total	\$746,802.55

Type	Date	Num	Name	Memo	Cir	Split	Debit	Credit
1072 - Bill.com Money Out Clearing								
Bill Pmt -Check	09/06/2022	Bill.com	Stryker Sales Llc	https://app02.us.bill.com/BillPay?fid...	2000	Accounts P...	3,778.22	3,778.22
General Journal	09/06/2022	2021-277		Bill.com 09/06/2022 Payables Funding	1066	NATL BAN...		
Bill Pmt -Check	09/07/2022	Bill.com	WMFFA	https://app02.us.bill.com/BillPay?fid...	2000	Accounts P...	367.20	367.20
Bill Pmt -Check	09/07/2022	Bill.com	GUARDIAN AIR TRANS...	https://app02.us.bill.com/BillPay?fid...	2000	Accounts P...	500.00	500.00
Bill Pmt -Check	09/07/2022	Bill.com	UWMFPAC-ACH	https://app02.us.bill.com/BillPay?fid...	2000	Accounts P...	60.00	60.00
Bill Pmt -Check	09/07/2022	Bill.com	GURSTEL LAW FIRM	https://app02.us.bill.com/BillPay?fid...	2000	Accounts P...	471.48	471.48
Bill Pmt -Check	09/07/2022	Bill.com	RED LEGACY APPAREL...	https://app02.us.bill.com/BillPay?fid...	2000	Accounts P...	819.24	819.24
Bill Pmt -Check	09/07/2022	Bill.com	RED LEGACY APPAREL...	https://app02.us.bill.com/BillPay?fid...	2000	Accounts P...	1,650.28	1,650.28
General Journal	09/07/2022	2021-276		Bill.com 09/07/22 Payables Funding	1066	NATL BAN...	3,868.20	
Bill Pmt -Check	09/09/2022	Bill.com	AUTOMOTIVE CARE CE...	https://app02.us.bill.com/BillPay?fid...	2000	Accounts P...	926.18	926.18
Bill Pmt -Check	09/09/2022	Bill.com	FUTURE TIRE - COMM...	https://app02.us.bill.com/BillPay?fid...	2000	Accounts P...	2,437.52	2,437.52
Bill Pmt -Check	09/09/2022	Bill.com	ALERT-ALL	https://app02.us.bill.com/BillPay?fid...	2000	Accounts P...	554.00	554.00
Bill Pmt -Check	09/09/2022	Bill.com	Ms. Jessica Sunderhaus	https://app02.us.bill.com/BillPay?fid...	2000	Accounts P...	3,655.86	3,655.86
Bill Pmt -Check	09/09/2022	Bill.com	LIFE ASSIST	https://app02.us.bill.com/BillPay?fid...	2000	Accounts P...	2,502.48	2,502.48
Bill Pmt -Check	09/09/2022	Bill.com	MR. GARRETT DEWITT	https://app02.us.bill.com/BillPay?fid...	2000	Accounts P...	2,755.27	2,755.27
Bill Pmt -Check	09/09/2022	Bill.com	SUNSTATE TECHNOLO...	https://app02.us.bill.com/BillPay?fid...	2000	Accounts P...	1,620.00	1,620.00
Bill Pmt -Check	09/09/2022	Bill.com	49ER COMMUNICATIONS	https://app02.us.bill.com/BillPay?fid...	2000	Accounts P...	2,097.15	2,097.15
General Journal	09/12/2022	2021-290		Bill.com 09/09/22 Payables Funding	1066	NATL BAN...	16,548.46	
Bill Pmt -Check	09/12/2022	Bill.com	ACE HARDWARE	https://app02.us.bill.com/BillPay?fid...	2000	Accounts P...	138.90	138.90
Bill Pmt -Check	09/12/2022	Bill.com	SENTRY WELDING SUP...	https://app02.us.bill.com/BillPay?fid...	2000	Accounts P...	249.60	249.60
Bill Pmt -Check	09/12/2022	Bill.com	HSA Bank	https://app02.us.bill.com/BillPay?fid...	2000	Accounts P...	17.50	17.50
Bill Pmt -Check	09/12/2022	Bill.com	BACKBOARD BOOMER...	https://app02.us.bill.com/BillPay?fid...	2000	Accounts P...	131.00	131.00
Bill Pmt -Check	09/12/2022	Bill.com	C & H Plumbing	https://app02.us.bill.com/BillPay?fid...	2000	Accounts P...	140.00	140.00
General Journal	09/12/2022	2021-291		Bill.com 09/12/22 Payables Funding	1066	NATL BAN...	677.00	
Bill Pmt -Check	09/13/2022	Bill.com	GURSTEL LAW FIRM	https://app02.us.bill.com/BillPay?fid...	2000	Accounts P...	596.22	596.22
Bill Pmt -Check	09/13/2022	Bill.com	James Vincent Group, LLC	https://app02.us.bill.com/BillPay?fid...	2000	Accounts P...	2,250.00	2,250.00
General Journal	09/13/2022	2021-292		Bill.com 09/13/22 Payables Funding	1066	NATL BAN...	2,846.22	
Bill Pmt -Check	09/15/2022	Bill.com	WMFFA	https://app02.us.bill.com/BillPay?fid...	2000	Accounts P...	367.20	367.20
Bill Pmt -Check	09/15/2022	Bill.com	UWMFPAC-ACH	https://app02.us.bill.com/BillPay?fid...	2000	Accounts P...	60.00	60.00
General Journal	09/15/2022	2021-293		Bill.com 09/15/22 Payables Funding	1066	NATL BAN...	427.20	
Bill Pmt -Check	09/19/2022	Bill.com	Imagetrend Inc.	https://app02.us.bill.com/BillPay?fid...	2000	Accounts P...	1,676.29	1,676.29
Bill Pmt -Check	09/19/2022	Bill.com	NORTHEAST ARIZONA ...	https://app02.us.bill.com/BillPay?fid...	2000	Accounts P...	2,500.00	2,500.00
General Journal	09/19/2022	2021-294		Bill.com 09/19/22 Payables Funding	1066	NATL BAN...	4,176.29	
Bill Pmt -Check	09/20/2022	Bill.com	MR. MARC VOIROL	https://app02.us.bill.com/BillPay?fid...	2000	Accounts P...	449.72	449.72
General Journal	09/20/2022	2021-296		Bill.com 09/20/22 Payables Funding	1066	NATL BAN...	449.72	
Bill Pmt -Check	09/21/2022	Bill.com	AFLAC	https://app02.us.bill.com/BillPay?fid...	2000	Accounts P...	321.72	321.72
General Journal	09/21/2022	2021-295		Bill.com 09/21/22 Payables Funding	1066	NATL BAN...	321.72	
Bill Pmt -Check	09/23/2022	Bill.com	BOUND TREE CORPOR...	https://app02.us.bill.com/BillPay?fid...	2000	Accounts P...	947.98	947.98
Bill Pmt -Check	09/23/2022	Bill.com	EMI HEALTH	https://app02.us.bill.com/BillPay?fid...	1066	NATL BAN...	16,642.95	16,642.95
General Journal	09/23/2022	2021-285		Bill.com 09/23/22 Payables Funding	1066	NATL BAN...	947.98	
General Journal	09/23/2022	2021-286		Bill.com 09/23/22 Payables Funding	1066	NATL BAN...	16,642.95	
Bill Pmt -Check	09/26/2022	Bill.com	EXCEL TOWING LLC	https://app02.us.bill.com/BillPay?fid...	2000	Accounts P...	637.50	637.50
General Journal	09/26/2022	2021-284		Bill.com 09/26/22 Payables Funding	1066	NATL BAN...	637.50	
Bill Pmt -Check	09/29/2022	Bill.com	MR. FERRON HALTER	https://app02.us.bill.com/BillPay?fid...	2000	Accounts P...	74.48	74.48
Bill Pmt -Check	09/29/2022	Bill.com	GURSTEL LAW FIRM	https://app02.us.bill.com/BillPay?fid...	2000	Accounts P...	468.21	468.21
Bill Pmt -Check	09/29/2022	Bill.com	NAVAJO COUNTY FINA...	https://app02.us.bill.com/BillPay?fid...	2000	Accounts P...	351.61	351.61
Bill Pmt -Check	09/29/2022	Bill.com	MR. JESSE HORN	https://app02.us.bill.com/BillPay?fid...	2000	Accounts P...	1,925.73	1,925.73
Bill Pmt -Check	09/29/2022	Bill.com	Pacific Office Automation	https://app02.us.bill.com/BillPay?fid...	2000	Accounts P...	21.83	21.83

10/11/22
 Accrual Basis

HEBER-OVERGAARD FIRE DISTRICT
 Monthly Disbursement Report
 As of September 30, 2022

Type	Date	Num	Name	Memo	Cir	Split	Debit	Credit
1066 - NATL BANK OF ARIZONA/PAYROLL								
General Journal	09/01/2022	2021-269			X	21-2000 - FEDERA...		10,527.52
Check	09/01/2022	65364	Nationwide Retirement S...	Payroll Taxes 8-28-22 PPE PD 9-1-...	X	2300 - DEFERED...		1,653.46
Check	09/01/2022	65365	Nationwide Retirement S...	8-28-22 PPE PD 9-1-22	X	2300 - DEFERED...		75.00
Check	09/01/2022	65362	NATIONWIDE TRUST C...	8-28-22 PPE PD 9-1-22	X	2300 - DEFERED...		394.45
Check	09/01/2022	65361	NATIONWIDE TRUST C...	8-28-22 PPE PD 9-1-22	X	5310 - PSPRS/OPS		394.45
Check	09/01/2022	20601640	ARIZONA STATE RETIR...		X	-SPLT-		2,329.00
Check	09/01/2022	2022082901	PAYCHEX		X	7005 - AUDITING ...		253.89
General Journal	09/06/2022	2021-277		Bill.com 09/06/22 Payables Funding	X	1072 - Bill.com Mo...		3,778.22
Check	09/06/2022	07702	NEC-7055200		X	7505 - NAVAPACH...		753.31
Check	09/06/2022	07696	NEC-6933800		X	7505 - NAVAPACH...		271.89
Check	09/06/2022	07692	NEC-1587906		X	7505 - NAVAPACH...		97.61
Check	09/06/2022	99513	HSA Bank		X	5425 - HEALTH IN...		2,200.00
Check	09/06/2022	99507	HSA Bank		X	21-2500 - MEDICA...		1,241.64
General Journal	09/07/2022	2021-276		Bill.com 09/07/22 Payables Funding	X	1072 - Bill.com Mo...		3,868.20
Check	09/08/2022	781753230	HUMANNA HEA LTH CAR...		X	-SPLT-		1,686.65
Check	09/08/2022	06125	INSTAMED		X	7005 - AUDITING ...		323.72
General Journal	09/09/2022	2021-290		Bill.com 09/09/22 Payables Funding	X	1072 - Bill.com Mo...		16,548.46
General Journal	09/12/2022	2021-291		Bill.com 09/12/22 Payables Funding	X	1072 - Bill.com Mo...		677.00
Check	09/13/2022	1	BANKCARD CENTER	6126	X	2110 - NBAZ Cred...		7,930.96
General Journal	09/13/2022	2021-292		Bill.com 09/13/22 Payables Funding	X	1072 - Bill.com Mo...		2,846.22
General Journal	09/14/2022	2021-278		PAYROLL 9-11-22 PPE PD 9-15-22	X	5005 - SALARIES/...		68,898.54
General Journal	09/14/2022	2021-279		CHILD SUPPORT 9-11-22 PPE PD...	X	2400 - GARNISHM...		171.95
Check	09/14/2022	3078679728			X	-SPLT-		61.74
General Journal	09/15/2022	2021-280		PAYROLL TAXES 9-11-22 PPE P...	X	21-2000 - FEDERA...		14,511.20
Check	09/15/2022	82386	NATIONWIDE TRUST C...	9-11-22 PPE PD 9-15-22	X	2300 - DEFERED...		495.87
Check	09/15/2022	82385	NATIONWIDE TRUST C...	9-11-22 PPE PD 9-15-22	X	5310 - PSPRS/OPS		495.87
Check	09/15/2022	82383	Nationwide Retirement S...	9-11-22 PPE PD 9-15-22	X	2300 - DEFERED...		1,653.46
Check	09/15/2022	82384	Nationwide Retirement S...	9-11-22 PPE PD 9-15-22	X	2300 - DEFERED...		75.00
Check	09/15/2022	2022091201	PAYCHEX		X	7005 - AUDITING ...		267.62
Check	09/15/2022	27861	ARIZONA STATE RETIR...		X	-SPLT-		2,291.64
General Journal	09/15/2022	2021-293		Bill.com 09/15/22 Payables Funding	X	1072 - Bill.com Mo...		427.20
General Journal	09/19/2022	2021-294		Bill.com 09/19/22 Payables Funding	X	1072 - Bill.com Mo...		4,176.29
Check	09/20/2022	18929	DISH NETWORK		X	7105 - COMMUNI...		141.03
Check	09/20/2022	60354	TRIZETTO		X	7140 - Annual SOF...		49.20
General Journal	09/20/2022	2021-296		Bill.com 09/20/22 Payables Funding	X	1072 - Bill.com Mo...		449.72
General Journal	09/21/2022	2021-295		Bill.com 09/21/22 Payables Funding	X	1072 - Bill.com Mo...		321.72
Check	09/22/2022	73925	FRONTIER		X	7105 - COMMUNI...		969.77
Check	09/23/2022	63977	VERIZON WIRELESS		X	7105 - COMMUNI...		572.89
General Journal	09/23/2022	2021-285		Bill.com 09/23/22 Payables Funding	X	1072 - Bill.com Mo...		947.98
General Journal	09/23/2022	2021-286		Bill.com 09/23/22 Payables Funding	X	1072 - Bill.com Mo...		16,642.95
General Journal	09/26/2022	2021-284		Bill.com 09/26/22 Payables Funding	X	1072 - Bill.com Mo...		637.50
General Journal	09/28/2022	2021-281		PAYROLL 9-25-22 PPE PD 9-29-22	X	5005 - SALARIES/...		43,599.64
General Journal	09/28/2022	2021-282		CHILD SUPPORT 9-25-22 PPE PD...	X	2400 - GARNISHM...		171.95
General Journal	09/29/2022	2021-283		PAYROLL TAXES 9-25-22 PPE P...	X	21-2000 - FEDERA...		9,587.51
Total 1072 - Bill.com Money Out Clearing							54,312.21	54,312.21

10/11/22
 Accrual Basis

HEBER-OVERGAARD FIRE DISTRICT
 Monthly Disbursement Report
 As of September 30, 2022

Type	Date	Num	Name	Memo	Clr	Split	Debit	Credit
Check	09/29/2022	82138	NATIONWIDE TRUST C...	9-25-22 PPE PD 9-29-22	X	2300 · DEFERRED...		388.38
Check	09/29/2022	82137	NATIONWIDE TRUST C...	9-25-22 PPE PD 9-29-22	X	5310 · PSPRS/OPS		388.38
Check	09/29/2022	82136	Nationwide Retirement S...	9-25-22 PPE PD 9-29-22	X	2300 · DEFERRED...		1,653.46
Check	09/29/2022	2022092701	PAYCHEX		X	7005 · AUDITING ...		249.31
Check	09/29/2022	3079315068	PUBLIC SAFETY PERS...		X	-SPLIT-		61.74
Check	09/29/2022	20898239	ARIZONA STATE RETIR...		X	7520 · ARIZONA ...		2,355.08
Check	09/29/2022	27860	ARIZONA WATER CO 0...		X	7520 · ARIZONA ...		22.74
Check	09/29/2022	27859	ARIZONA WATER CO. 0...		X	1072 · Bill.com Mo...		115.03
General Journal	09/29/2022	2021-287		Bill.com 09/29/22 Payables Funding	X			2,990.75
Check	09/30/2022	362447	Tri Tech		X	7140 · Annual SOF...		283.86
Total 1066 · NATL BANK OF ARIZONA/PAYROLL							0.00	233,978.62
1010 · NAVAJO COUNTY TREASURER								
Total 1010 · NAVAJO COUNTY TREASURER								
1014 · CAPITAL PROJECTS FUND								
Total 1014 · CAPITAL PROJECTS FUND							54,312.21	288,290.83
TOTAL								

Heber - Overgaard Fire District

Twelve-Month Cash Flow

Fiscal Year Begins: Jul-22

	Beginning	Jul-22	Aug-22	Sep-22	Oct-22	Nov-22	Dec-22	Jan-23	Feb-23	Mar-23	Apr-23	May-23	Jun-23	Monthly Average	Overview
Cash Summary															
Cash on Hand (beginning of month)	2,028,989	2,028,989	1,738,494	1,728,929	1,778,871	2,595,210	2,701,565	2,582,786	2,497,205	2,398,173	2,394,940	2,659,383	2,639,210	2,311,980	
Cash Available (on hand + receipts, before cash out)	2,028,989	2,161,783	1,979,039	2,011,888	2,815,507	2,930,362	2,926,486	2,754,969	2,609,437	2,616,073	2,891,943	2,870,164	2,776,783	2,612,036	
Cash Position (end of month)	2,028,989	1,738,494	1,728,929	1,778,871	2,595,210	2,701,565	2,582,786	2,497,205	2,398,173	2,394,940	2,659,383	2,639,210	2,393,544	2,342,359	
Cash Receipts															
Tax Levy Revenue		8,363	5,741	215,176	980,343	278,859	168,628	115,890	55,939	161,607	411,202	124,980	51,786	214,876	
Non-Tax Levy Revenue		124,431	234,804	67,783	56,293	56,293	56,293	56,293	56,293	56,293	85,801	85,801	85,787	85,180	
Line of Credit		0	0	0	0	0	0	0	0	0	0	0	0	0	
Total Cash Receipts	132,794	240,545	282,959	1,036,636	335,152	224,921	172,183	112,232	217,900	497,003	210,781	137,573	300,057		
Cash Paid Out															
Disbursements		423,289	250,110	233,017	220,297	228,797	343,700	257,764	211,264	221,133	232,560	230,954	383,239	269,677	
Capital purchase		0	0	0	0	0	0	0	0	0	0	0	0	0	
Repayment of LOC		0	0	0	0	0	0	0	0	0	0	0	0	0	
Total Cash Paid Out	423,289	250,110	233,017	220,297	228,797	343,700	257,764	211,264	221,133	232,560	230,954	383,239	269,677		

Unit Analysis Report
Summary Report All Units
All Companies
END OF MONTH

Total Page : 2 of 2
 Summary Page : 1 of 1
 Date : 10/03/2022
 Time : 14:09:22
 History ID : 5911581

<u>ID</u>	<u>Transport Urgency Description</u>	09/01/2022		To	09/30/2022	
		<u>Calls</u>	<u>Miles</u>		<u>Hours</u>	<u>Call Charges</u>
A	ALS TRANSPORT	54	2157.3		17.14	169091.01
B	BLS TRANSPORT	6	243.1		2.51	18831.75
H	HELICOPTER	1	0.7		0.40	2615.96
R	REFUSAL	24	0.0		3.18	0.00
Total For All		85	2401.1		23.23	190538.72
Average Time Per Unit:			16.40	Minutes		
Average Miles Per Unit:			28.25	Miles		

Credit Summary

Summary By Credit Code
END OF MONTH

<u>ID</u>	<u>Description</u>	<u>Credits</u>	<u>QTY %</u>	<u>Amount</u>	<u>Amount %</u>
AMCD	ADJUSTMENT MEDICAID	24	12.44	41368.04	18.84
AMCR	ADJUSTMENT MEDICARE	50	25.91	95199.05	43.35
AMGT	ADJUSTMENT INSURANCE	3	1.55	6491.81	2.96
COLL	PAYMENT COLLECTION AGENCY	5	2.59	162.00	0.07
PMCB	PAYMENT-MEDICARE	14	7.25	10618.09	4.84
PMCD	PAYMENT MEDICAID	2	1.04	2681.24	1.22
PMCMC	PAYMENT MEDICAID MANAGED CARE	17	8.81	24609.45	11.21
PMCO	PAYMENT MCR MANAGED CARE	29	15.03	23152.00	10.54
PPCH	PAYMENT PATIENT - CHECK	7	3.63	612.75	0.28
PPIN	PAYMENT COMM INS - PRIMARY	7	3.63	6097.15	2.78
PSIN	PAYMENT COMM INS - SECONDARY	10	5.18	1848.93	0.84
PSPE	PAYMENT - VA	1	0.52	3260.96	1.49
PTCC	PAYMENT PATIENT - CREDIT CARD	12	6.22	1834.96	0.84
REVADJ	REVERSAL OF ADJUSTMENT	3	1.55	-205.23	-0.09
TAX	TAX SUBSIDY ADJUSTMENT	6	3.11	1814.72	0.83
TCSADJ	COLLECTION ADJUSTMT	3	1.55	35.50	0.02
Totals For All		193		219581.42	

Aging Summary

END OF MONTH

Report As Of September 30, 2022

Grouped By Level of Care

ID	Description	Calls	Current	31 to 60	61 to 90	91 to 120	121 to 150	151 to 180	Over 180	Total
N	NON RESIDENT	59	28079.81	28180.06	35253.39	17592.73	9558.56	5644.65	6971.96	131281.16
R	RESIDENT	119	83266.90	34316.87	24920.22	20038.02	16945.00	8353.53	11940.44	199780.98

Aging - Patient Detail

END OF MONTH

Report As Of September 30, 2022

Pat No	Neg	Patient Name	Last Pay	Current	31 to 60	61 to 90	91 to 120	121 to 150	151 to 180	Over 180	Total
120501133	----		07/27/2022	0.00	0.00	243.62	0.00	0.00	0.00	0.00	243.62
120501316	----			0.00	0.00	0.00	0.00	951.58	0.00	0.00	951.58
120501364	----		09/08/2022	0.00	96.57	0.00	0.00	0.00	0.00	0.00	96.57
120501511	----			3131.96	0.00	0.00	0.00	0.00	0.00	0.00	3131.96
120501648	----		09/29/2022	3421.96	0.00	901.89	3165.50	0.00	0.00	0.00	7489.35
120501744	----			0.00	3144.86	0.00	0.00	0.00	0.00	0.00	3144.86
120501815	----			0.00	0.00	0.00	0.00	3047.55	0.00	0.00	3047.55
120600144	----		08/24/2022	0.00	0.00	0.00	0.00	0.00	0.00	1861.37	1861.37
121300001	----		09/01/2022	0.00	0.00	0.00	0.00	0.00	0.00	362.41	362.41
Total Patients: 156				111346.71	62496.93	60173.61	37630.75	26503.56	13998.18	18912.40	331062.14

2022 - 2023 AMBULANCE REVENUES

MONTH	BALANCE FORWARD	CHARGES	PAYMENTS	CONTRACTUAL ADJUSTMENTS	RESIDENTIAL TAX WRITE OFF	INSURANCE REFUNDS	MANAGEMENT ADJUSTMENTS	OUTSIDE COLLECTIONS ADJUSTMENTS	OUTSTANDING A/R
JUL	\$ 248,796.97	\$ 221,400.37	\$ (67,583.57)	\$ (105,458.64)	\$ (3,193.17)	\$ -	\$ 1,172.54	\$ (91.97)	\$ 295,041.53
AUG	\$ 295,041.53	\$ 249,809.71	\$ (69,335.83)	\$ (91,938.70)	\$ (7,016.74)	\$ 144.29	\$ 50.00	\$ (50.50)	\$ 376,703.76
SEP	\$ 376,703.76	\$ 173,939.80	\$ (74,877.53)	\$ (143,058.90)	\$ (1,814.72)		\$ 205.23	\$ (35.50)	\$ 331,062.14
OCT									\$ -
NOV									\$ -
DEC									\$ -
JAN									\$ -
FEB									\$ -
MAR									\$ -
APR									\$ -
MAY									\$ -
JUN									\$ -
TOTALS	\$ 645,149.88	\$ (211,796.93)	\$ (340,456.24)	\$ (12,024.63)	\$ 144.29	\$ 1,427.77	\$ (177.97)		

*Management Adjustments reflect reversals of prior Insurance Adjustments for additional payment.

HEBER-OVERGAARD FIRE DISTRICT
15-YEAR APPARATUS AND VEHICLE REPLACEMENT SCHEDULE
FISCAL YEARS 2021-2034

VEH#	10/1/2022 MILEAGE	Change	2021-2022	2022-2023	2023-2024	2024-2025	2025-2026	2026-2027	2027-2028	2028-2029	2029-2030	2030-2031	2031-2032	2032-2033	2033-2034	Annual Total
Fire 70	90082	13295					\$60,000									\$60,000
Fire 71	41000	21805						\$60,000								\$60,000
Sup 71	21314	10221								\$60,000						\$60,000
Sup 70*					\$75,000											\$75,000
CR71	146172															
Attack				\$360,000					\$400,000							\$400,000
New Eng						\$93,211	\$93,211	\$93,211	\$93,211	\$93,211	\$93,211	\$93,211			\$900,000	\$900,000
Eng 71	85330	8136						\$750,000								\$750,000
Eng 72	26128	1983			Dispose of											\$0
Eng 73	75326	7253					\$550,000									\$550,000
Ten 71	24960	406			Dispose of	\$550,000										\$550,000
Ten 72	5498	897	Paid Off										\$500,000			\$500,000
Bru 71	16305	679				\$350,000										\$350,000
Bru 72	20557	5505						\$350,000								\$350,000
09-0267	170096	6080				\$275,000						\$250,000				\$525,000
20-0200		0	\$46,627	\$46,627	\$46,627	\$46,627		\$300,000	\$300,000							\$836,508
21-5226	10779	-9732						\$300,000					\$350,000			\$650,000
12-2607	160177	27055	\$185,000					\$300,000							\$350,000	\$650,000
UTV 71		-4974			\$40,000											\$40,000
Total Capitol Fund Need			\$231,627	\$406,627	\$254,838	\$1,314,838	\$703,211	\$1,553,211	\$1,093,211	\$153,211	\$93,211	\$343,211	\$500,000	\$350,000	\$1,600,000	\$7,306,508

Capital Projects Summary List – Last Updated 10/10/2022

HOFD Service Improvements/Replacements		CIP #	PRIORITY	TIMEFRAME (YRS)	EST COST
	HOFD's main radio channel tower relocation/replacement/improvement project		HIGH	1-2	\$275,000.00
AFG - REGIONAL GRANT COMPLETED	3 – ZOLL X-Series to replace 3 remaining E-Series Monitor/Defibrillators (nearing end of life) – <i>Currently in Grant request Regional AFG Grant w/Partners</i>				Done 2021
COMPLETED	Update/Replace all computer stations & server				Done 2021
Fire Prevention – Public Education					
	HOFD 50th Anniversary July 2023		MODERATE	<1yr	
	HOFD Mobile App		LOW	1-5	
COMPLETED	HOFD - Rodeo-Chediski Anniversary				Done 2022
COMPLETED	Website update				Done 2021
Policy Manual Financial Impacts					
	Wage Scale - Fire & Deputy Chief, Paramedic Stipend		MODERATE	2-5	
	PSPRS Unfunded Liability		MODERATE	1-20	\$906,000.00
In Progress	Succession Planning		MODERATE	2-5	
COMPLETED	Holiday Pay				Done 2021
COMPLETED	Vacation time - Add additional accrual for 15+ years of service				Done 2021
Apparatus Replacement Schedule					
	<i>See proposed 2019-2034 Apparatus Schedule Tab</i>		HIGH	1-15	\$5,481,508.00
Firefighter PPE & Safety Equipment Projects					
	SCBA Compressor replacement		MODERATE	1-3	\$100,000.00
	Clean Engine/Rescue/Tender Cabs		MODERATE	3-5	
	Clean Station cabinets & storage		MODERATE	3-5	
AFG GRANT AWARDED 2022	Commercial Turnout Extractor/Dryer				Done 2022
	Ballistic Helmet & Vest - Donation from State or Feds?		MODERATE	1-3	\$10,000.00
	Wildland PPE Replacement		MODERATE	2-5	\$6,000.00
	Dry Suits - or equivalent		LOW	3-5	\$18,000.00
In Progress	Equip remaining and budget for all future apparatus for CAD/GPS MDT's - Attack & New Engine		MODERATE	1-5	\$12,000.00
In Progress	Structural PPE Replacement schedule – 3 sets/yr until two (2) sets full-time and compliant reserves		MODERATE	2-5	\$15,000.00
COMPLETED	Post Fire Decon kit				Done 2021
COMPLETED	Reserve Fit-for-duty physicals				Done 2021
SHSGP GRANT COMPLETED	Mobile Radios (9)				Done 2022
	Portable Radios (10)		MODERATE	1-2	\$60,000.00

Station Maintenance/Replacement Projects

	Replace Training Room Tables (20) & Chairs (50)		LOW	1-5	\$18,000.00
	Replace Fire Board Table & Chairs (6)		LOW	1-5	\$7,500.00
	Replace Bunkroom Furniture & Cabinets (7)		MODERATE	1-5	\$34,000.00
	Update/replace Station's keyless entry systems		MODERATE	1-2	\$4,500.00
	Station Facade – Exterior Face Lift		LOW	1-5	\$20,000.00
	Relocate Ice Maker - Possible Lease?		MODERATE	1-2	??
In Progress	Bay Door, maintenance & opener replacements		MODERATE	1-5	\$45,000.00
	HVAC & Mechanical systems repairs & replacements		MODERATE	1-5	\$30,000.00
	Internet Service Provider - Replace Frontier		MODERATE	1-3	??
	Phone System update		MODERATE	1-3	\$15,000.00
	Station Sissor Lift (26")		MODERATE	1-3	\$13,500.00
Temp Repair	Station Roof leak repair - patched in 2020		HIGH	1	\$15,000.00
In Progress	LED Lighting Project - nearing completion		LOW		\$500.00
COMPLETED	Update/replace Training Room Video conferencing capabilities				Done 2021
COMPLETED	Prepare to replace station's main Copier/Printer/Scanner				Done 2021
COMPLETED	Common Areas & Crew Quarters Interior Flooring				Done 2022
Partial	Administrative & Training Room Flooring (Carpeting)		MODERATE	1-3	
COMPLETED	Kitchen				Done 2022
COMPLETED	Counter tops and cabinets				Done 2021
COMPLETED	Appliance update				Done 2021
COMPLETED	Refrigerators				Done 2021
COMPLETED	Kitchen seating				Done 2021
AFG GRANT AWARDED	Diesel Exhaust System repairs & replacement				Done 2022

Grounds Maintenance Project

	Front apron concrete repair &/or replacement		LOW	1-10	\$80,000.00
	Asphalt paving of remainder of front		LOW	1-10	\$15,000.00
	Front landscape & improvement		LOW	1-10	\$5,000.00
	Security Fencing & access gate		MODERATE	1-3	\$75,000.00