




TELSTAR DOORS

- Pre-hung door and frame assembly**
- 161 lock prep**
- Deadbolt ready**
- ADA compliant threshold**
- Sweep and seal**
- Threshold flashing detaches for optional installation**
- Door reinforced for closer**
- Insulated core**
- Left or right hand reverse door**
- 20 gauge galvanized door**
- 18 gauge galvanized frame**
- Non-removable hinge pin**

3 COLORS Available:



Actual colors may vary from those shown due to limitations of the production process.



(Patent pending)




TELL MFG follows the same set of performance specifications as other door manufacturers, as set forth in the Steel Door Institute (SDI) requirements.


TELL MANUFACTURING, INC — Page 17 — 2013

CORPORATE OFFICE: 18 Richard Drive, Lititz, PA 17543 **TOLL FREE:** 800-433-4047 **PHONE:** 717-625-2990 **FAX:** 717-625-7095
OTHER LOCATIONS: BIRMINGHAM, ALABAMA MIRA LOMA, CALIFORNIA ELKHART, INDIANA HOUSTON & DALLAS, TEXAS
WEBSITE: www.tellmfg.com


**ASA STRIKE
PREP**




**WITH or WITHOUT
10 X 10 LITE KIT**




**ADA COMPLIANT
THRESHOLD**




**INVISIBLE
DEADBOLT
PREP**
(Shown without blank plate)



FOAM CORE



**TAMPER
RESISTANT
HINGE**




**LOCKSET &
DEADBOLT
READY**

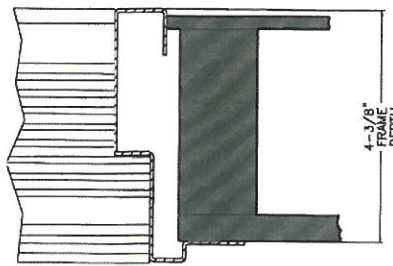


**EXIT
DEVICE**

**DOOR
REINFORCED
FOR
CLOSER**



WALL SECTION



**AVAILABLE IN 3 SIZES:
SPECIFICATIONS**

	TELSTAR*	TELSTAR PRO	TELSTAR 70 PRO
Rough Opening Information:	36" x 80"	38" x 81"	38" x 85"
Door Size:	34-3/4" x 78-5/8" x 1-3/4"	35-3/4" x 79-1/8" (3068)	35-3/4" x 83-1/8" (3070)
Exterior Surface Flange:	38-1/2" x 82-3/4" (81-1/4" without threshold flashing)	40-3/8" x 83-5/8" (82-1/4" without threshold flashing)	40-3/8" x 87-5/8" (86-1/4" without threshold flashing)
Interior Wall Overall Frame Size:	35-5/8" x 79-3/4"	37-3/8" x 80-1/2"	37-3/8" x 84-1/2"

***WIND RATED**

TELL MANUFACTURING, INC — Page 18 — 2013

CORPORATE OFFICE: 18 Richard Drive, Lititz, PA 17543 TOLL FREE: 800-433-4047 PHONE: 717-625-2990 FAX: 717-625-7095
 OTHER LOCATIONS: BIRMINGHAM, ALABAMA MIRA LOMA, CALIFORNIA ELKHART, INDIANA HOUSTON & DALLAS, TEXAS
 WEBSITE: www.tellmfg.com



Telstar Wind Rating / FLORIDA APPROVAL: FL9277 (34-1/2" X 79" DOOR)

Notes:

- All dimensions are in inches.
- All wind load deflection testing completed with Tell LC2400 lockset/ DB2051 Deadbolt or Tell 8300 Exit Device/ CTL Lever Trim.
- Threshold sealed to jamb with non-structural sealant.
- Seal (detail 12) applied to face of soffit.
- Assembly is to be anchored or secured to spruce/ pine/ fir frame with #10x1" long wood screws. See anchor spacing on page 5.
- Doors are not approved to be installed in areas requiring water penetration resistance.
- Door models with 10" x 10" light kit require protection if installed in wind-borne debris regions.
- Rough opening size: 36 x 80".

Design Pressure tested to ASTM E330. Wind zone ratings calculated from IBC requirements and are for reference only. Follow all local and state code requirements specific to your application.

Design Pressure Rating		Wind Zone Rating (mph)					
Light Kit	Hardware	Design Pressure (psf)		Exposure B		Exposure C	
		+	-	Zone 4	Zone 5	Zone 4	Zone 5
none	Lockset w Deadbolt	+56	-73	170	170	150	150
none	Exit Device (Panic Bar)	+56	-45	150	140	140	120
10x10	Lockset w Deadbolt	+56	-61	170	150	150	140
10x10	Exit Device (Panic Bar)	+41	-37	140	120	120	110

Florida Approval: FL9277

FLASHING INSTALLED WITH DT100179 THRESHOLD

TELLSTAR DOOR MD100000 SERIES	
SEE TAB	3
TELL MANUFACTURING, INC.	W. ALEXANDER
DT100000	

LINK / INSTRUCTIONS to Tell's Approval Listing

Please follow this link:

http://www.floridabuilding.org/pr/pr_app_srch.aspx

Next, please type in Tell Manufacturing's approval number (FL#): FL9277.

This will bring up Tell's specific product approval page.

On this page, if Tell's approval number is clicked on again

(lower left hand corner), more detailed information will show.



R-U VALUE INSULATION SPECS FOR TELSTAR DOORS, PAGE 1 OF 2

Technical Data Series

Rev. 0 - May 27, 2010

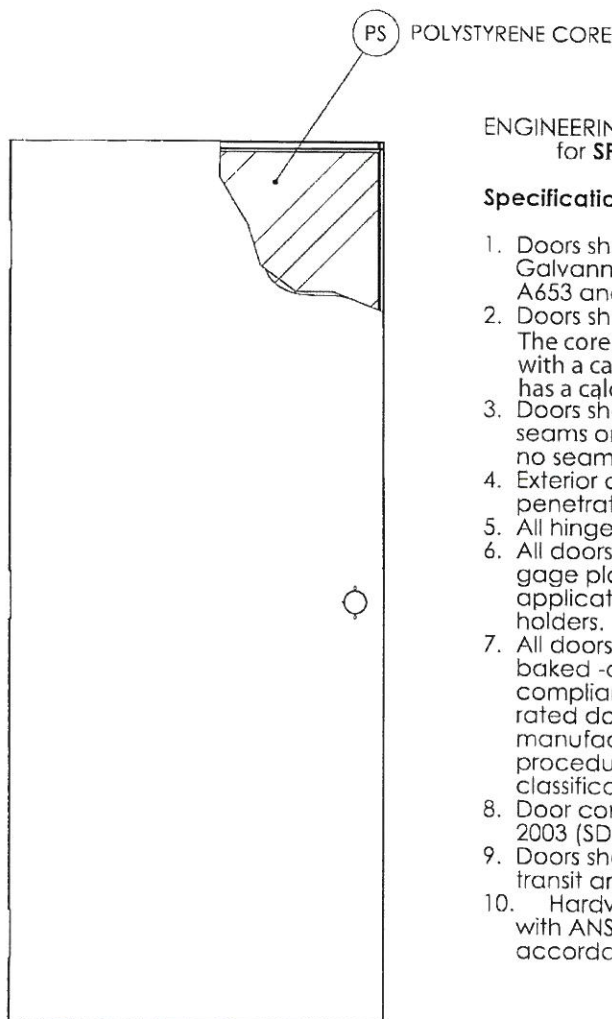


Doors & Frames

+ Hollow Metal

+ Doors

1.1



ENGINEERING DETAILS for SPARTAN, TELSTAR, TIIGA Series Doors

Specifications:

1. Doors shall be formed from two 20 or 18 gage Galvanized Steel per ASTM A924 and A653 and shall be 1-3/4" thick.
2. Doors shall have a core of rigid Polystyrene. The core shall have a nominal density of 1.0 #ft3, with a calculated "R" factor of 7.12. The door panel has a calculated "U" factor of 0.14.
3. Doors shall have vertical mechanical interlocking seams on hinge and lock edges. There shall be no seam on the faces of door.
4. Exterior doors shall be capped to retard moisture penetrating the door.
5. All hinge reinforcements shall be 3/16" thick.
6. All doors shall be internally reinforced with a 12 gage plate both sides of the door for application of surface applied door closures and holders.
7. All doors shall be cleaned and given one coat of baked -on rust- inhibitive metal primer in compliance with ANSI A250.10-2004 12. All fire rated doors, where indicated, shall be manufactured in accordance with UL procedures and bear the appropriate classification mark (label).
8. Door construction complies with ANSI A250.8-2003 (SDI 100)
9. Doors shall be packaged to minimize damage in transit and handling.
10. Hardware reinforcements are in accordance with ANSI A250.6-2003. Locations are in accordance with ANSI/BHMA A156.115

TELL MANUFACTURING, INC — Page 20 — 2013

CORPORATE OFFICE: 18 Richard Drive, Lititz, PA 17543 **TOLL FREE:** 800-433-4047 **PHONE:** 717-625-2990 **FAX:** 717-625-7095

OTHER LOCATIONS: BIRMINGHAM, ALABAMA MIRA LOMA, CALIFORNIA ELKHART, INDIANA HOUSTON & DALLAS, TEXAS

WEBSITE: www.tellmfg.com



R-U VALUE INSULATION SPECS FOR TELSTAR DOORS, PAGE 2 OF 2

Technical Data Series

Rev. 0 - May 27, 2010

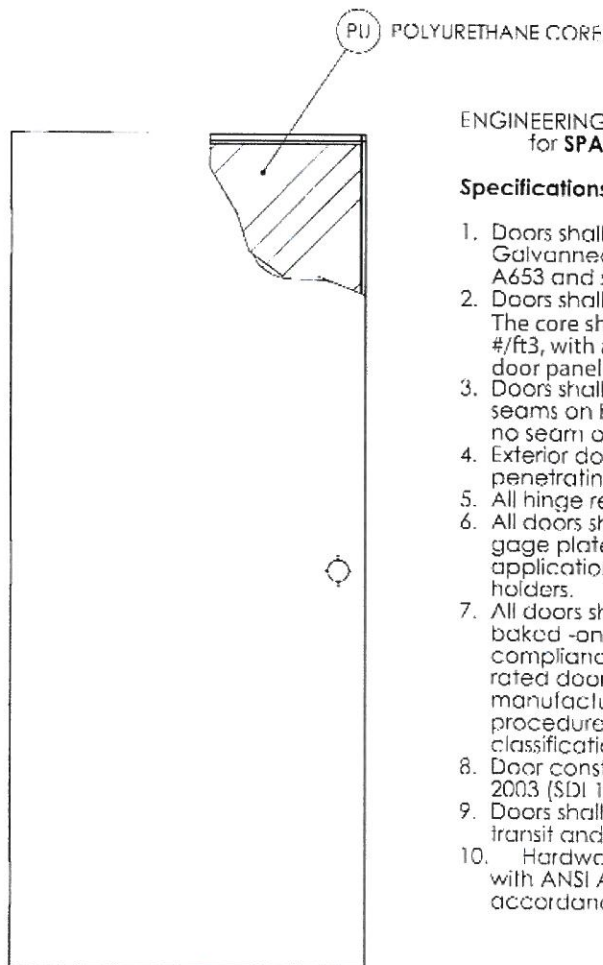


Doors & Frames

+ Hollow Metal

+ Doors

1.1



ENGINEERING DETAILS for SPARTAN, TELSTAR & TIOGA Series Doors

Specifications:

1. Doors shall be formed from two 20 or 18 gage Galvannealed Steel per ASTM A924 and A653 and shall be 1 3/4" thick.
2. Doors shall have a core of rigid Polyurethane. The core shall have a nominal density of 2.0 #/ft³, with a calculated "R" factor of 11.01. The door panel has a calculated "U" factor of 0.091.
3. Doors shall have vertical mechanical interlocking seams on hinge and lock edges. There shall be no seam on the faces of door.
4. Exterior doors shall be capped to retard moisture penetrating the door.
5. All hinge reinforcements shall be 3/16" thick.
6. All doors shall be internally reinforced with a 12 gage plate both sides of the door for application of surface applied door closures and holders.
7. All doors shall be cleaned and given one coat of baked -on rust- inhibitive metal primer in compliance with ANSI A250.10-2004 12. All fire rated doors, where indicated, shall be manufactured in accordance with UI procedures and bear the appropriate classification mark (label).
8. Door construction complies with ANSI A250.8-2003 (SDI 100)
9. Doors shall be packaged to minimize damage in transit and handling.
10. Hardware reinforcements are in accordance with ANSI A250.6-2003. Locations are in accordance with ANSI/BHMA A156.115

TELL MANUFACTURING, INC — Page 21 — 2013

CORPORATE OFFICE: 18 Richard Drive, Lititz, PA 17543 **TOLL FREE:** 800-433-4047 **PHONE:** 717-625-2990 **FAX:** 717-625-7095
OTHER LOCATIONS: BIRMINGHAM, ALABAMA MIRA LOMA, CALIFORNIA ELKHART, INDIANA HOUSTON & DALLAS, TEXAS
WEBSITE: www.tellmfg.com

How To ORDER TELSTAR DOOR



DOOR HOLLOW METAL	DEADBOLT	WINDOW SIZE	STEEL ALL DOORS & FRAMES ARE A40 GALVALUME STEEL	ROUGH OPENING SIZE
DR	IDB — INVISIBLE DEADBOLT DB — DEADBOLT	W10X10 10" X 10", BLANK / NO WINDOW	OW — OFF WHITE GR — LIGHT GRAY BW — BRIGHT WHITE WH — TRUE WHITE (3070 PRO SERIES) BZ — BRONZE (3070 PRO SERIES)	35.5" X 79.75" — 3068 TELSTAR STANDARD 71.5" X 79.75" — 6068 TELSTAR STANDARD 38" X 81" — 3068 TELSTAR PRO STANDARD 38" X 85" — 3070 TELSTAR PRO STANDARD 74" X 81" — 6068 TELSTAR PRO STANDARD 74" X 85" — 6070 TELSTAR PRO STANDARD
DR 3068	DB RHR — 30 = 3 FEET, 0 INCHES WIDE 68 = 6 FEET, 0 INCHES TALL DB RHR — 60 = 3 FEET, 0 INCHES WIDE 68 = 6 FEET, 8 INCHES TALL DB RHR — 68 = 3 FEET, 0 INCHES WIDE 68 = 6 FEET, 8 INCHES TALL DB RHR — 70 = 3 FEET, 0 INCHES WIDE 70 = 7 FEET, 0 INCHES TALL DB RHR — 60 = 6 FEET, 0 INCHES WIDE 68 = 6 FEET, 8 INCHES TALL DB RHR — 70 = 6 FEET, 0 INCHES WIDE 70 = 7 FEET, 0 INCHES TALL	W10X10 RIGHT HAND REVERSE W10X10 LEFT HAND REVERSE	OW — OFF WHITE GR — LIGHT GRAY BW — BRIGHT WHITE WH — TRUE WHITE (3070 PRO SERIES) BZ — BRONZE (3070 PRO SERIES)	35.5" X 79.75" — 3068 TELSTAR STANDARD 71.5" X 79.75" — 6068 TELSTAR STANDARD 38" X 81" — 3068 TELSTAR PRO STANDARD 38" X 85" — 3070 TELSTAR PRO STANDARD 74" X 81" — 6068 TELSTAR PRO STANDARD 74" X 85" — 6070 TELSTAR PRO STANDARD
DR 3068	DR 3068	W10X10	OW — OFF WHITE GR — LIGHT GRAY BW — BRIGHT WHITE WH — TRUE WHITE (3070 PRO SERIES) BZ — BRONZE (3070 PRO SERIES)	35.5" X 79.75" — 3068 TELSTAR STANDARD 71.5" X 79.75" — 6068 TELSTAR STANDARD 38" X 81" — 3068 TELSTAR PRO STANDARD 38" X 85" — 3070 TELSTAR PRO STANDARD 74" X 81" — 6068 TELSTAR PRO STANDARD 74" X 85" — 6070 TELSTAR PRO STANDARD

