
COMMUNITY TOOLKIT

This toolkit will give the community more information and help them be prepared to protect their rights.

WHAT HAPPENED?

On November 8, 2016 Donald Trump was elected president of the United States. He took office on January 20, 2017.

WHAT DO WE KNOW?

Donald Trump based his campaign on anti-immigrant ideas and hate. We know that the community is worried. We do not know exactly what Donald Trump will do, but we want you to know we are **here with you** to fight and protect our rights. We are in this together.

WHAT TO DO NOW?

Inside the toolkit you will find more information:

- ➔ Talk to an immigration lawyer about your case
- ➔ Make a plan for how these changes may affect your family
- ➔ Learn about your rights
- ➔ Report hate crimes
- ➔ Learn what your city is doing to protect our communities
- ➔ Be aware of fraud!

WHAT IS HAPPENING WITH DACA?

On September 5, 2017, President's Trump Administration announced the end of the Deferred Action for Childhood Arrivals (DACA) program.

What does this mean?



The Department of Homeland Security (DHS) will **NO LONGER accept** new (initial) applications. You can renew, but have a trusted attorney review your case.



Your DACA work permit is only valid until the expiration date. If you obtained a driver's license through DACA your license does not expire until its expiration date.



If you have DACA, you can no longer apply for advanced parole. You should contact a trusted lawyer with any questions about your case



Get involved! Urge your Senators and Representative to cosponsor a **clean Dream Act**.



Go to www.nyic.org/DACA to find out more information, resources, and a Legal Clinic near you. Consult with a trusted attorney. You may be eligible for other immigration solutions!

YOUR CHILD HAS A RIGHT TO GO TO SCHOOL



Your school cannot ask about your child's or family's immigration status

It's against the law for a school to discriminate against you or your child because of your immigration status, country of birth, religion, ethnicity, or race.



If your child needs help learning English, they have a right to a special program to get this help



You have the right to an interpreter or translator to be part of your child's education.





IMPORTANT INFORMATION ABOUT HEALTH ACCESS

You have the right to health access no matter who
is president of the United States.

Health services are safe for all New Yorkers to use. Health care providers will not track patients' immigration status.

If you are eligible, you should enroll in a public or private health program.
Call **855-355-5777** to speak with a health navigator.

You have the right to language and financial assistance in all visits to a health care provider in New York.

Community health centers and county and public hospitals are high-quality, low-cost options for everyone in New York, regardless of immigration status.

IF IMMIGRATION (ICE) COMES TO YOUR DOOR OR STOPS YOU ON THE STREET, **YOU HAVE RIGHTS!** PROTECT YOURSELF AND YOUR FAMILY.

YOU HAVE THE RIGHT TO:


YOU SHOULD NOT

- Lie or show false identity documents
- Show foreign identity documents unless they have a judicial warrant with your name
- Flee or physically resist arrest

1

REFUSE ENTRY TO YOUR HOME

Do not open the door unless they provide a judicial warrant with your name on it, signed by a judge!




2

REMAIN SILENT

Repeat this sentence:

I wish to remain silent and speak with an attorney.

I do not consent to this search!



3

REFUSE SEARCH OF YOUR PERSON AND PROPERTY

Do not consent to a search unless they provide a judicial warrant.



4

REFUSE TO SIGN ANY DOCUMENT

Do not sign anything without first speaking to an attorney.



5

DOCUMENT YOUR INTERACTION

You can document your or someone else's interaction with ICE with photographs or video recording.



IMPORTANT REMINDERS:

ALWAYS REPORT ARRESTS OR RAIDS

If you live in NYC, call the Immigrant Defense Project: **212-725-6422**

If you live outside of NYC, call United We Dream: **1-844-363-1423**

Make sure to report: # of officers, their badge #s, what their uniforms or vests said, and what type of car they drove (with license plate).

BE PREPARED

If you are worried about immigration, talk to a trusted lawyer to understand your unique situation and risk. Keep the lawyer's information in case of an arrest. Make a safety plan with your family, and practice what you'll say if Immigration stops you.

LEARN MORE

Make sure that you know as much as possible to ensure you can best protect you and your family.

Learn more here: bit.ly/knowyourrights-nyic

IF IMMIGRATION IS AT YOUR DOOR...

DO NOT LET THEM ENTER WITHOUT A WARRANT

Immigration officials—just like the police—**cannot** enter your home without a warrant signed by a judge.

- **Never** open the door
- **Ask** for the warrant to be slid under the door or put against the window
- **Confirm** that any warrant has **your** name
- Even if Immigration has a warrant, if it is for someone you don't know or who used to live at your home, they **cannot** use it to enter



if they **do not** have a warrant

If Immigration doesn't have a warrant, or the warrant is for someone else who you don't know or who doesn't live there, **tell them you cannot let them in without a warrant, or that that person does not live there, and politely ask them to leave.**

If they are looking for someone you know, you don't have to tell them where that person is—ask for their contact information and tell them to leave.

if they **do** have a warrant

If Immigration does have a warrant with your name, **you still have rights!**

You shouldn't tell them anything, say:

“I PLEAD THE FIFTH AMENDMENT AND HAVE THE RIGHT TO REMAIN SILENT.”

- **Keep saying it** if they ignore you.
- **Do not sign** any documents they have. You always want a lawyer to tell you if it is okay to sign any document.
- **Do not give** Immigration any identity documents from your home country like your passport.

if they arrest you or others

If Immigration does have a warrant and arrests you or others in your home, **do not sign anything and do not admit anything.**

- **Keep the number** of an attorney that you can call.
- Make sure you **have important numbers and documents safely hidden** at home where your family or friends can find them to help you.

document your interaction


You should have someone else in the house start video-taping the interaction, or use video/sound recording on your phone. After Immigration leaves, you or they should write down everything you can remember: what the Immigration officials were wearing, what car they were driving, exactly what happened.

report your interaction

Immediately report that Immigration came to your door.

If you live in New York City, call the Immigrant Defense Project:
212-725-6422

If you live outside of New York City, call United We Dream:
1-844-363-1423



IF IMMIGRATION STOPS YOU IN THE STREET...

ask if you are free to go

If Immigration stops you on the street and starts asking you questions, immediately ask them if you are free to go.

If they say yes, tell them you don't want to answer their questions and walk away.

If they say no, tell them:

“I PLEAD THE FIFTH AMENDMENT AND HAVE THE RIGHT TO REMAIN SILENT.”

do not consent to a search

Do not let Immigration search your belongings or your pockets.

Tell them:

“I DO NOT CONSENT TO THIS SEARCH.”

do not answer questions

Do not answer questions about your immigration status or where you're from. Tell them you have the right to remain silent.

do not show documents

Do not give them any identity documents to show who you are from your home country (like your passport).

report what you saw

Immediately report you were stopped by Immigration.

If you live in New York City, call the Immigrant Defense Project:
212-725-6422

If you live outside of New York City, call United We Dream:
1-844-363-1423


Being stopped by Immigration can be very frightening, but do not run away or flee, do not give them false documents, and never lie!



IF YOU WITNESS AN IMMIGRATION ARREST OR RAID...

document the interaction

You have the right to photograph and record the interaction. Do so from a safe distance so that you do not escalate the arrest or raid.



take notes

Write down

- how many officers there were
- what their badge numbers were (if you can see)
- what they were wearing and what their uniforms or vests said
- what type of car they were driving (with license plate).

report what you saw

Immediately report what you saw!

If you live in New York City, call the Immigrant Defense Project:
212-725-6422

If you live outside of New York City, call United We Dream:
1-844-363-1423



Immigrant Defense Project has been monitoring Immigration and Customs Enforcement (ICE) arrests in the community.

KNOW YOUR RIGHTS with ICE

Am I at risk of being arrested by ICE?

ICE targets certain immigrants for deportation. Common targets include:

Legal Permanent Residents (LPRs) with prior convictions

Be aware: You may be a target even if:

- Your conviction is from years ago;
- You didn't serve time in jail;
- Your case was minor or a misdemeanor;
- You've been an LPR for a long time; and/or
- All the other members of your family are US citizens.

Undocumented people with violations or convictions:

Be aware: You may be a key target if you:

- are undocumented and have a conviction (for example: DUI "driving under the influence," drugs, domestic violence, unlawful gun possession, or child endangerment; or
- You entered the U.S. on or after January 2, 2014 and/or you have been ordered deported since January 1, 2014



Immigration and Customs Enforcement (ICE) is one of the federal government agencies responsible for deporting people. ICE is part of the U.S. Department of Homeland Security (DHS).

Are ICE agents approaching anyone they think they can deport?

ICE agents usually identify the person they want to arrest ahead of time. Then, they go to homes, courthouses, shelters and even workplaces to look for that person. Sometimes they wait on the street to make the arrest.

If I know I'm at risk, what can I do?

- **Make a plan** with your loved ones in case you are picked up by ICE!
- **Avoid contact with Immigration** – don't apply to change your immigration status or to renew your green card and don't travel outside of the United States without talking to a lawyer first!
- **Avoid contact with the Criminal Justice System** (the police share your fingerprints with Immigration)!

IF YOU OR A LOVED ONE IS DEPORTABLE, HAVE A PLAN!

Knowing which rights you have and exercising them is complicated.

For more information on ICE community arrests, please see IDP's longer booklet at immigrantdefenseproject.org/community-trainings or contact KYR@immdefense.org

If you want to report a raid within NYC, call IDP at 212-725-6422

If you want to report a raid outside of NYC, contact United We Dream at 1-844-363-1423

What should I do if ICE agents approach me on the street or in public?

When ICE agents arrest someone in public, it typically happens quickly. They may call your name out loud and ask you to confirm your name and then detain you.

- Before you say your name or anything else, **ask, “AM I FREE TO GO?”**
 - **If they say YES:** Say, “I don’t want to answer your questions” or “I’d rather not speak with you right now.” Walk away.
 - **If they say NO:** Use your right to remain silent! Say, “I want to use my right not to answer questions” and then “I want to speak to a lawyer.”
- If ICE starts to search inside your pockets or belongings, say, **“I do not consent to a search.”**
- **DON’T LIE or show false documents. Don’t flee or resist arrest.**
- Don’t answer questions about your immigration status or where you were born. They will use any information you provide against you. Do not hand over any foreign documents such as a passport, consular IDs, or expired visas.
- If you are in Criminal Court for a court date, ask to speak to your defender before they take you away.

If officers come to my home, will I know they are from ICE?

Not always! Beware: ICE agents often pretend to be police and say they want to talk to you about identity theft or an ongoing investigation.

Can ICE agents enter my home to arrest me?

If ICE agents do not have a warrant signed by a judge, they cannot enter the home without permission from an adult. Opening the door when they knock does not give them permission to enter your home.



So, what do I do if officers are at my door?

- Find out if they are from DHS or ICE.
- Try to stay calm. Be polite. Don’t lie. Say **“I don’t want to talk to you right now.”**
- Politely ask to see a warrant signed by a judge and to slip it under the door. If they don’t have one, decline to let them in.
- If they are looking for someone else, **ask them to leave contact information.** You don’t have to tell them where to find the person and you should **not** lie.

What can I do if ICE is inside my home to make an arrest?

- Tell them if there are children or other vulnerable residents at home.
- Ask them to step outside unless they have a warrant signed by a judge.
- If they came inside without your permission, tell them **“I do not consent to you being in my home. Please leave.”**
- If they start to search rooms or items in your home, tell them **“I do not consent to your search.”**
- If ICE is arresting you, tell them if you have medical issues or need to arrange for childcare.

What are my rights if I am being arrested by ICE?

- You have the right to **remain silent.** You have the **right to speak to a lawyer.**
- **DO NOT LIE.** It can only hurt you in the future.
- You do **NOT have to share any information** about where you were born, what your immigration status is, or your criminal record. Ask to speak to a lawyer instead of answering questions.
- You do **NOT have to give them your consular documents or passport** unless they have a warrant from a judge.
- You do **not have to sign anything.**

IDP updated this information in November 2016 with the legal support of the Center for Constitutional Rights. For more info, please see IDP’s longer booklet at immigrantdefenseproject.org/community-trainings#homeraids

DO NOT TOLERATE HATE CRIMES!

Nobody SHOULD be
discriminated against based on:

- Race
- Sexual Orientation
- Country of Origin
- Religion
- Disabilities



If you see something or are a victim of a hate crime
report it to the police and call these numbers:

All calls are confidential

New York State

Governor's Hotline: 1-888-392-3644

Attorney General: 1-866-390-2992

In NYC

Call 911

Crimes Task Force:

646-610-5267

Public Advocate:

212-669-7250

Outside NYC

Nassau County:

516-571-7756

Nassau County Crime Unit:

516-573-3330

Orange County:

845-615-3640



DON't trust anyone WHO says they can get you A TEN year visa

FOR HELP CALL
1-800-566-7636

If You Have a Lawyer

YOUR LAWYER MUST.....

1. Explain the law and your options thoroughly
2. Keep you informed about your case and all court dates /appointments
3. Sign all papers he or she prepares and submits to the government on your behalf
4. Provide you with copies of all papers submitted to the government (even if you owe money)
5. Explain in writing all fees they are charging for services
6. Return your phone calls or emails promptly
7. Always treat you with RESPECT
8. Keep your information confidential



You have the right to:

- * ASK for proof of their credentials
- * GET a receipt for any money paid (**ALWAYS pay by Check or money order**)
- * Fire your lawyer and look for another one
- * You have the right to **obtain copies** of any immigration applications or paperwork

DON'T GET SCAMMED

Never Pay in CASH

- * ALWAYS PAY with Check or Money Order!!!

GET HELP!!

Go to www.protectingimmigrants.org

CALL New Americans Hotline
(800-566-7636)

- * Find a free or low-cost lawyer or legal representative
- * Get referrals to non-profit agencies

YOUR LAWYER SHOULD NEVER:

1. Fail to appear at your court date or interview without letting you know in advance
2. Ask you to LIE
3. Ask you to sign blank forms or sign forms with untrue information
4. Keep your original documents
5. Ask you to submit fake documents



All FREE
immigration
forms:

www.uscis.gov

AVOID FRAUD

CAREFULLY READ all documents
before signing

NEVER PAY for OR **SIGN** blank
Immigration Forms OR **FALSE**
INFORMATION

DO NOT leave original
documents with anyone else

Always make copies of
your documents

GETTING IMMIGRATION HELP

- * **Only lawyers and BIA accredited** representatives can give legal advice
- * **Never** pay a “Notario”, travel agent, tax preparer, or forms’ preparer to tell you which applications you need or to help prepare them for you
- * **Filing the wrong application is not only a waste of money—it could get you deported**

IF IT SOUNDS TOO GOOD TO BE TRUE, IT PROBABLY IS!!!

- * **SCAMMERS** often promise immigration benefits you are not eligible for, just to get your money!
- * Lawyers and BIA accredited representatives are **required to be honest, even if it is bad news**

MAKE A PLAN

If you believe you may be at risk for arrest, detention or deportation by immigration authorities, create a safety plan your family. The checklist below includes actions to prepare you and your family in the case of an emergency.

CARRY IDENTIFICATION



STATE ID



GREEN CARD



IDNYC



SCHOOL ID

KNOW YOUR A NUMBER

Your Alien Registration or USCIS number helps family members locate you if you are detained. If you don't have an A #, your family can locate you with your name and birth date.



KNOW YOUR RIGHTS!

If you are stopped by immigration or the police:

- Hand this card to the officer, and remain silent.
- The card explains that you are exercising your right to refuse to answer any questions until you have talked with a lawyer.

TO WHOM IT MAY CONCERN:

Please be advised that I am choosing to exercise my right to remain silent and my right to refuse to answer your questions. If I am detained, I request to contact an attorney immediately. I am also exercising my right to refuse to sign anything until I consult with my attorney. Thank you.

CARRY A KNOW YOUR RIGHTS CARD

Present this card to immigration or police if you are arrested to exercise your right to remain silent. Do not say anything about where you were born or how you entered the US. Do not carry papers from another country--this information can be used in deportation proceedings.

CREATE CONTACT FORMS

Create emergency contact forms which detail emergency phone numbers, medical information and childcare and dependent care information.



SAFEGUARD IMPORTANT DOCUMENTS

Collect and safeguard immigration and other important documents such as passports and birth certificates for yourself and your children in a secure location.

MAKE A PLAN

Make Arrangements for Your Family

MEMORIZE IMPORTANT PHONE

NUMBERS Memorize important phone numbers including numbers for your doctor, consulate and attorneys who have represented you or who you trust.

EMERGENCY CONTACTS	
MY NAME: MARY SMITH	
PLEASE CALL:	VET: DR JANE TAYLOR
1. CHARLES SMITH	PH: 555-909-4712
WORK: 555-555-5555	
CELL: 555-666-6666	EMERGENCY VET:
2. JANE PEREZ	PH: 555-121-1111
WORK: 555-789-1234	
CELL: 555-999-777	SPECIAL INSTRUCTIONS:
3. CHRISTINA LEE	PENNY GETS 1 NUJOINT
WORK: 555-423-1223	TABLET/DAY
CELL: 555-121-2323	



MAKE CHILDCARE ARRANGEMENTS

Designate an alternate caregiver. Talk to a lawyer about completing a "Special Power of Attorney for Childcare" legal form to temporarily grant legal custody of your children to a trustworthy caregiver in the event you are detained.

GENERAL POWER OF ATTORNEY

Talk to a lawyer about completing a "General Power of Attorney" legal form to give legal authority to your spouse or other trusted person to make decisions for you in the event you are separated.



KNOW YOUR MEDICATIONS

Know your health conditions and those of your family members. Create a list of prescription information (detailing name and dosage) and provide a copy to immigration agents if detained.

MAKE AN EXTRA SET OF KEYS

Copy and provide an extra set of keys to a family member or trusted friend to access your home in case you are detained.



Do You Have a Question About an **IMMIGRATION** Matter?

CALL

The New York State New Americans Hotline

(Formerly known as New York State Immigration Hotline)

Monday - Friday 9a.m. - 8p.m. EST



1-800-566-7636 (NYS only)
1-212-419-3737 (from other states)

The NYS New Americans Hotline provides general information and referrals on immigration-related questions and other social services available to immigrants.

- *Calls are anonymous and conversations confidential.*
- *Calls are answered in many different languages.*
- *This hotline is not affiliated with U.S. Citizenship and Immigration Service.*
- *We do not offer legal advice. Questions on individual eligibility for immigration benefits are referred to legal service providers for legal consultations.*

A Project of
Catholic Charities Community Services, Archdiocese of NY
New York State Office for New Americans

