

Please check the examination details below before entering your candidate information

Candidate surname					Other names				
Centre Number					Candidate Number				
Pearson Edexcel Level 1/Level 2 GCSE (9–1)					<input type="text"/> <input type="text"/> <input type="text"/> <input type="text"/> <input type="text"/>				
Time 1 hour 45 minutes					Paper reference 1CH0/1H				
Chemistry PAPER 1H Higher Tier									
You must have: Calculator, ruler								Total Marks	

Instructions

- Use **black** ink or ball-point pen.
- **Fill in the boxes** at the top of this page with your name, centre number and candidate number.
- Answer **all** questions.
- Answer the questions in the spaces provided – *there may be more space than you need.*
- Calculators may be used.
- Any diagrams may NOT be accurately drawn, unless otherwise indicated.
- You must **show all your working out** with **your answer clearly identified** at the **end of your solution**.

Information

- The total mark for this paper is 100.
- The marks for **each** question are shown in brackets – *use this as a guide as to how much time to spend on each question.*
- In questions marked with an **asterisk** (*), marks will be awarded for your ability to structure your answer logically showing how the points that you make are related or follow on from each other where appropriate.
- There is a periodic table on the back cover of the paper.

Advice

- Read each question carefully before you start to answer it.
- Try to answer every question.
- Check your answers if you have time at the end.
- Good luck with your examination.

Turn over ►

P67068A

©2021 Pearson Education Ltd.

1/1/1/



Pearson

Answer ALL questions. Write your answers in the spaces provided.

Some questions must be answered with a cross .
If you change your mind about an answer, put a line through the box and then mark your new answer with a cross .

- 1 When heated, zinc carbonate decomposes to form zinc oxide and carbon dioxide gas.



- (a) A student investigated the decomposition of a sample of zinc carbonate.

The student used the following method.

- step 1** the mass of an empty crucible was determined
step 2 a sample of zinc carbonate was placed into the crucible
step 3 the mass of the crucible and the zinc carbonate was determined
step 4 the crucible and zinc carbonate was heated for five minutes
step 5 the mass of the crucible and contents was determined.

Figure 1 shows the apparatus used.

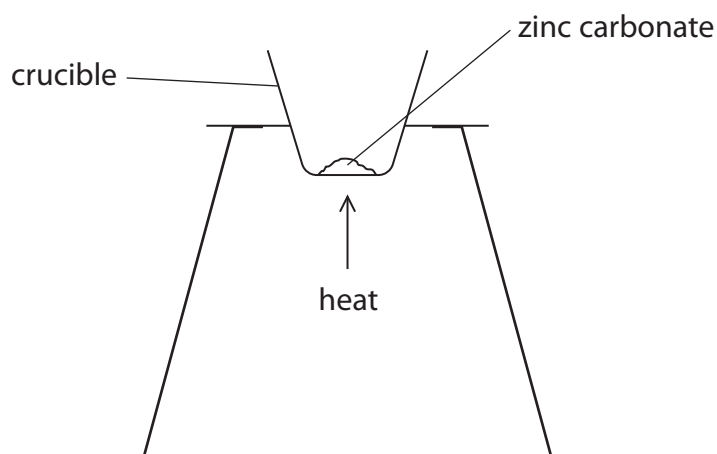


Figure 1

Suggest how the student could confirm that the decomposition was complete.

(3)

.....

.....

.....



(b) The theoretical maximum yield of zinc oxide was 1.86 g.

The actual yield was 1.63 g.

Calculate the percentage yield of zinc oxide.

(2)

percentage yield =

(c) Another student carried out the experiment using a similar method.

The student used a blue, roaring Bunsen burner flame and placed a lid on the crucible.

State why the student used a blue, roaring flame and a lid.

(2)

why a blue, roaring flame

why a lid

(Total for Question 1 = 7 marks)

DO NOT WRITE IN THIS AREA

DO NOT WRITE IN THIS AREA

DO NOT WRITE IN THIS AREA



2 The scientist John Dalton lived over 200 years ago.

(a) John Dalton suggested an early model of atoms.

When Dalton first described atoms he said that

- all elements are made of atoms
- atoms are not formed of any smaller particles
- all atoms of the same element are identical.

Give two differences between Dalton's model of atoms and today's model of atoms.

(2)

1

.....

.....

2

.....

.....

(b) Dalton also investigated different gases.

One of the gases that Dalton investigated was ethene.

The structure of one molecule of ethene is shown in Figure 2.

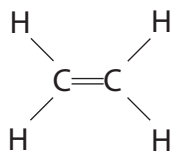


Figure 2

Give the molecular formula and the empirical formula of ethene.

(2)

molecular formula

empirical formula



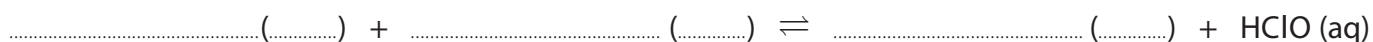
(c) Another gas that Dalton investigated was chlorine.

Chlorine gas reacts with water.

The two products are a solution of hydrogen chloride and the substance HClO.

(i) Complete the balanced equation for this reaction, including the three missing state symbols.

(3)



(ii) Hydrogen chloride solution is acidic.

The formulae of four ions are shown in Figure 3.



Figure 3

Give the formula of the ion in Figure 3 that causes the hydrogen chloride solution to be acidic.

(1)

formula

(iii) An acid reacts with an alkali.

Give the name of this type of reaction.

(1)

(Total for Question 2 = 9 marks)



3 (a) A sample of potable water contains impurities.

Why is this sample of water potable even though it contains impurities?

(1)

- A** the impurities have no smell
- B** the impurities are colourless
- C** the impurities are harmless
- D** the impurities are soluble

(b) Waste water can be used to produce drinking water.

The processes used include sedimentation, filtration and chlorination.

(i) What is sedimentation?

(1)

- A** the waste water is heated so the impurities evaporate
- B** the waste water has an acid added to remove impurities
- C** the impurities in the waste water settle to the bottom of their container
- D** the impurities in the waste water are bleached

(ii) State why the waste water is filtered.

(1)

(iii) State the reason for chlorination.

(1)

DO NOT WRITE IN THIS AREA

DO NOT WRITE IN THIS AREA

DO NOT WRITE IN THIS AREA



- (c) Some salts can be added to waste water to remove impurities. In an experiment, different masses of salt **A** were added to 1000 cm^3 samples of waste water. The experiment was repeated with salt **B**. The percentages of impurities removed from the waste water are shown in Figure 4.

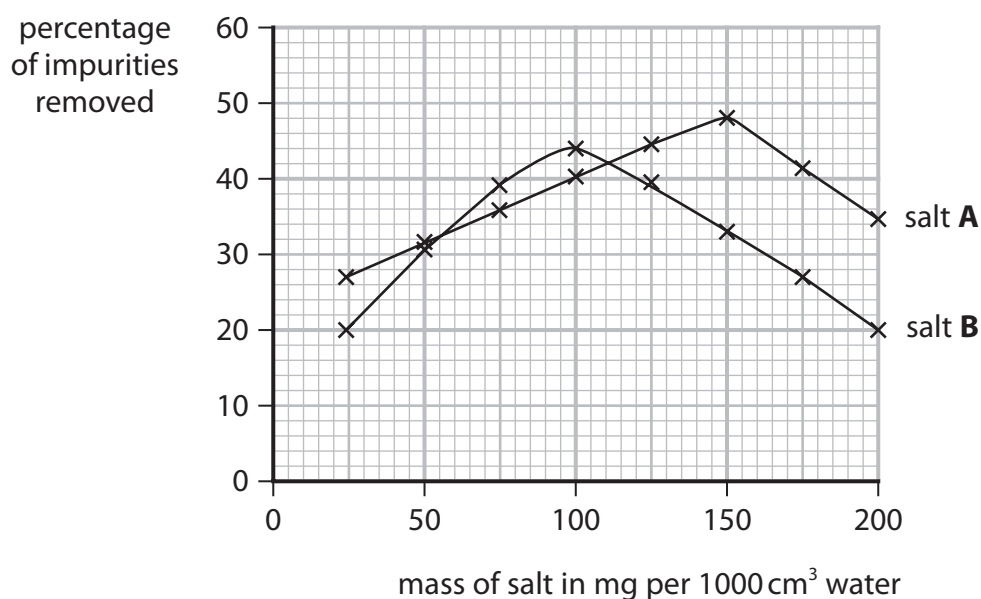


Figure 4

It was concluded that the best way to purify 1000 cm^3 of the waste water is to add 100 mg of salt **B**.

Use the information about salt **A** and salt **B** in Figure 4 to evaluate this conclusion.

(3)

- (d) Waste water may contain phosphate ions, PO_4^{3-} .

Aluminium ions react with phosphate ions to form aluminium phosphate.

Complete the ionic equation for the formation of aluminium phosphate in this reaction.

(2)



(Total for Question 3 = 9 marks)



4 Aluminium alloys are used instead of pure aluminium in aircraft manufacture.

(a) Explain, in terms of the arrangement of metal particles, why aluminium alloys are stronger than pure aluminium.

(3)

.....

.....

.....

.....

(b) A 695.0 g sample of an aluminium-magnesium alloy contains 2.00% by mass of magnesium.

Calculate the mass of aluminium in this sample.

(2)

.....

.....

mass of aluminium = g

(c) Figure 5 shows a graph of the relative strength of aluminium-magnesium alloys when the percentage by mass of magnesium in the alloy is changed.

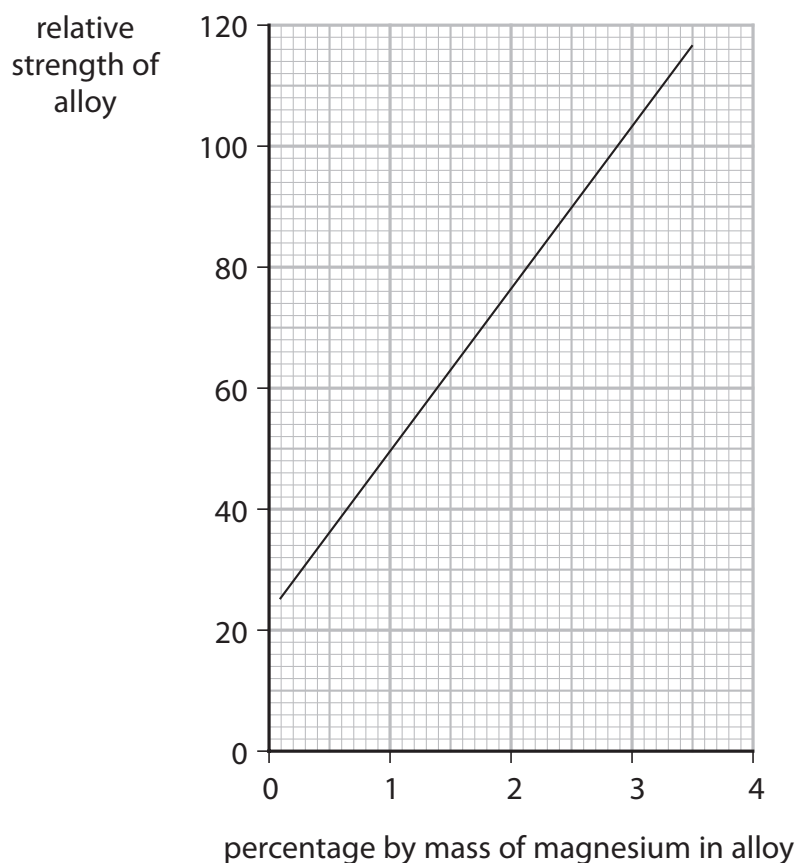


Figure 5



DO NOT WRITE IN THIS AREA

DO NOT WRITE IN THIS AREA

DO NOT WRITE IN THIS AREA

(i) Describe what Figure 5 shows about the relative strength of these alloys when the percentage by mass of magnesium changes.

(2)

.....
.....
.....

(ii) Determine, using Figure 5, the percentage by mass of aluminium in an aluminium-magnesium alloy with a relative strength of 103.

(2)

.....
.....

percentage by mass of aluminium =

(d) Metal objects can be electroplated with gold.

Give two reasons why metal objects are electroplated with gold.

(2)

1

2

(Total for Question 4 = 11 marks)



5 This question is about electrolysis.

(a) A sample of molten potassium bromide is electrolysed.

What are the two products formed?

(1)

- A hydrogen and oxygen
- B hydrogen and bromine
- C potassium and oxygen
- D potassium and bromine

(b) Zinc chloride and zinc carbonate contain ions.

Zinc chloride mixed with water can be electrolysed.

Zinc carbonate mixed with water cannot be electrolysed.

Explain this difference.

(2)

.....

.....

.....

.....

(c) In the electrolysis of sodium chloride solution, bubbles of a colourless gas form at the cathode.

This gas, when mixed with air, burns with a squeaky pop.

(i) Identify this gas.

(1)

.....

(ii) Explain how this gas is formed at the cathode.

(2)

.....

.....

.....

.....

DO NOT WRITE IN THIS AREA

DO NOT WRITE IN THIS AREA

DO NOT WRITE IN THIS AREA

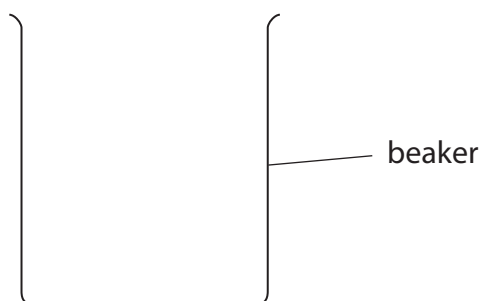


(d) A solution of copper sulfate in a beaker is electrolysed using copper electrodes.

(i) Draw a labelled diagram to show how this experiment would be set up.

The beaker has been drawn for you.

(2)



(ii) During the electrolysis, the anode gets smaller, the cathode gets larger and the solution remains the same shade of blue.

Give the reason for each of these observations.

(3)

the anode gets smaller

.....

.....

the cathode gets larger

.....

.....

the solution remains the same shade of blue

.....

.....

(Total for Question 5 = 11 marks)



P 6 7 0 6 8 A 0 1 1 2 8

6 (a) Copper carbonate reacts with dilute nitric acid.

(i) During the reaction the copper carbonate powder completely disappears.

State what can be deduced about the amount of acid used.

(1)

(ii) During the reaction, the pH of the mixture changed from 2 to 6.

By what factor has the concentration of the hydrogen ions in the mixture changed?

(1)

A $\times 10\,000$

B $\times 4$

C $\times \frac{1}{4}$

D $\times \frac{1}{10\,000}$

(b) Using different reactants, a solution of copper sulfate was prepared.

Describe what should be done to obtain copper sulfate crystals from this copper sulfate solution.

(2)

DO NOT WRITE IN THIS AREA

DO NOT WRITE IN THIS AREA

DO NOT WRITE IN THIS AREA



- (c) When chloride ions are added to a pale blue solution containing copper ions, the mixture turns yellow.

This is a reversible reaction.



What effect does the removal of chloride ions have on the colour of the yellow mixture?

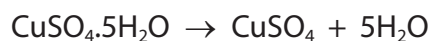
(1)

- A** does not change colour
- B** turns blue
- C** turns colourless
- D** turns darker yellow

- (d) Hydrated copper sulfate has the formula $\text{CuSO}_4 \cdot 5\text{H}_2\text{O}$.

The formula tells us that each mole of copper sulfate contains 5 moles of water.

A sample of $\text{CuSO}_4 \cdot 5\text{H}_2\text{O}$ was heated gently until all the water was removed to form anhydrous copper sulfate, CuSO_4 .



The mass of water formed was 4.5 g.

Calculate the mass of hydrated copper sulfate that was heated.

(relative atomic masses: H = 1.0, O = 16.0;

relative formula mass: $\text{CuSO}_4 \cdot 5\text{H}_2\text{O}$ = 249.5)

(4)

.....

.....

.....

.....

.....

.....

.....

.....

.....

.....

mass of $\text{CuSO}_4 \cdot 5\text{H}_2\text{O}$ = g

(Total for Question 6 = 9 marks)

DO NOT WRITE IN THIS AREA

DO NOT WRITE IN THIS AREA

DO NOT WRITE IN THIS AREA



- 7 (a) The order of reactivity of copper, magnesium and zinc can be determined by the displacement reactions between these metals and solutions of their salts.

You are provided with

- samples of the three metals
- solutions of copper sulfate, magnesium sulfate and zinc sulfate.

Describe the experiments that can be done to determine the order of reactivity of these metals by displacement reactions.

(3)

.....

.....

.....

.....

.....

.....

.....

.....

.....

.....

- (b) Metals can be extracted from ores found in the Earth's crust.

Explain why aluminium cannot be extracted from its ore by heating with carbon but can be extracted by electrolysis.

(2)

.....

.....

.....

.....

- (c) Titanium is extracted from its ore in several stages.

In the first stage, titanium chloride is formed as a gas.

The gas is cooled to form liquid titanium chloride containing **dissolved** impurities.

Suggest how pure titanium chloride could be separated from the impurities.

(1)

.....

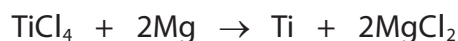
DO NOT WRITE IN THIS AREA

DO NOT WRITE IN THIS AREA

DO NOT WRITE IN THIS AREA



- (d) In another stage, the pure titanium chloride, TiCl_4 , is reacted with 500 moles of magnesium, an excess.



- (i) Calculate the number of moles in 45 000 grams of titanium chloride.

(relative atomic masses: Cl = 35.5, Ti = 48.0)

(2)

number of moles titanium chloride =

- (ii) Show that the 500 moles of magnesium added is an excess.

(1)

- (e) After this reaction, there is a mixture of the solids magnesium, titanium and magnesium chloride.

Titanium does not react with dilute hydrochloric acid.

Suggest a simple method to separate titanium from the mixture.

(2)

(Total for Question 7 = 11 marks)



8 Hydrogen-oxygen fuel cells, rather than chemical cells, can be used to power some vehicles.

- (a) Give **one** advantage of using a hydrogen-oxygen fuel cell, rather than using a chemical cell, to power a vehicle.

(1)

- (b) Complete the half-equation for the reaction taking place at one of the electrodes in a hydrogen-oxygen fuel cell.

(2)



- (c) Calculate the volume of 48 g of oxygen at room temperature and pressure.

(relative atomic mass: O = 16,

1 mol of gas occupies 24 dm³ at room temperature and pressure)

(2)

volume of oxygen = dm³

DO NOT WRITE IN THIS AREA

DO NOT WRITE IN THIS AREA

DO NOT WRITE IN THIS AREA



DO NOT WRITE IN THIS AREA

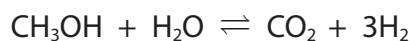
DO NOT WRITE IN THIS AREA

DO NOT WRITE IN THIS AREA

BLANK PAGE



*(d) The hydrogen used in a hydrogen-oxygen fuel cell can be produced from methanol, CH₃OH.



In this reaction the forward reaction is endothermic and heat energy is taken in from the surroundings.

The conditions used for this reaction are

- a nickel catalyst
- a temperature of 220 °C

Explain, in terms of their effects on the rate of attainment of equilibrium and the equilibrium yield of hydrogen, why the reaction is carried out using a catalyst at 220 °C rather than without a catalyst at a lower temperature.

(6)

DO NOT WRITE IN THIS AREA

DO NOT WRITE IN THIS AREA

DO NOT WRITE IN THIS AREA



DO NOT WRITE IN THIS AREA

DO NOT WRITE IN THIS AREA

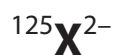
DO NOT WRITE IN THIS AREA

Large area with horizontal dotted lines for writing.

(Total for Question 8 = 11 marks)



- 9 (a) An ion of element **X** can be represented as



This ion of element **X** has 54 electrons.

Calculate the number of protons and the number of neutrons in this ion.

(2)

number of protons

number of neutrons

- (b) A sample of silicon contains isotopes.

- (i) State, in terms of subatomic particles, how atoms of these isotopes are the same.

(1)

.....

.....

- (ii) This sample of silicon contains three isotopes.

92% of the atoms are silicon-28

5% of the atoms are silicon-29

3% of the atoms are silicon-30

Calculate the relative atomic mass of silicon in this sample.

(2)

.....

.....

.....

.....

.....

.....

.....

relative atomic mass =

DO NOT WRITE IN THIS AREA

DO NOT WRITE IN THIS AREA

DO NOT WRITE IN THIS AREA



DO NOT WRITE IN THIS AREA

DO NOT WRITE IN THIS AREA

DO NOT WRITE IN THIS AREA

BLANK PAGE



*(c) Figure 6 shows some properties of three substances, **A**, **B** and **C**.

substance	melting point in °C	ability to conduct electricity	
		solid	molten
A	1180	poor	good
B	1538	good	good
C	115	poor	poor

Figure 6

Deduce, using the information in Figure 6, the structure and bonding of substances **A**, **B** and **C**, explaining their properties in terms of their structure and bonding.

(6)

.....

.....

.....

.....

.....

.....

.....

.....

.....

.....

.....

.....

.....

.....

.....

.....

.....

.....

.....

.....

.....

.....

.....

.....

.....

.....

.....

.....

.....

.....

DO NOT WRITE IN THIS AREA

DO NOT WRITE IN THIS AREA

DO NOT WRITE IN THIS AREA



DO NOT WRITE IN THIS AREA

DO NOT WRITE IN THIS AREA

DO NOT WRITE IN THIS AREA

Area with horizontal dotted lines for writing.

(Total for Question 9 = 11 marks)



10 A sample of solid potassium hydroxide contained soluble, unreactive impurities.

A student tried to find the mass of potassium hydroxide in the sample, using the following method.

step 1 measure the mass of the sample of impure potassium hydroxide

step 2 dissolve the sample in 250 cm^3 of water in a beaker

step 3 take a 25 cm^3 sample of the potassium hydroxide solution using a measuring cylinder and pour into a conical flask

step 4 add 3 drops of indicator to the solution

step 5 put the conical flask on a white tile

step 6 using a burette, add dilute sulfuric acid of known concentration drop by drop to the solution, while swirling the flask

step 7 continue adding the sulfuric acid until the colour of the solution changes

step 8 record the volume of sulfuric acid added

step 9 use this result to calculate the mass of pure potassium hydroxide in the sample.

(a) (i) Suggest **three** ways to improve this method to obtain a more accurate mass of pure potassium hydroxide.

(3)

1

2

3

DO NOT WRITE IN THIS AREA

DO NOT WRITE IN THIS AREA

DO NOT WRITE IN THIS AREA



(ii) The indicator used was phenolphthalein.

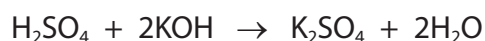
Which row shows the colour change that would be seen in this titration?

(1)

		colour at start	colour at end point
<input type="checkbox"/>	A	yellow	orange
<input type="checkbox"/>	B	orange	yellow
<input type="checkbox"/>	C	pink	colourless
<input type="checkbox"/>	D	colourless	pink

(b) Another student carried out the titration accurately.

12.15 cm³ of dilute sulfuric acid with a concentration of 0.140 mol dm⁻³ reacted completely with 25.00 cm³ of potassium hydroxide solution.



Calculate the concentration of this potassium hydroxide solution.

(4)

.....

.....

.....

.....

.....

.....

.....

.....

concentration of potassium hydroxide solution = mol dm⁻³



(c) A different solution of potassium hydroxide had a concentration of $0.175 \text{ mol dm}^{-3}$.

This potassium hydroxide solution was made by dissolving 2.56 g of impure potassium hydroxide to form 250 cm^3 of solution.

Calculate the percentage by mass of potassium hydroxide in the impure potassium hydroxide.

(relative formula mass: $\text{KOH} = 56.0$)

(3)

percentage by mass of potassium hydroxide =

(Total for Question 10 = 11 marks)

TOTAL FOR PAPER = 100 MARKS



DO NOT WRITE IN THIS AREA

DO NOT WRITE IN THIS AREA

DO NOT WRITE IN THIS AREA

BLANK PAGE



The periodic table of the elements

	1	2	3	4	5	6	7	0										
	7 Li lithium 3	9 Be beryllium 4	<div style="border: 1px solid black; padding: 5px; width: fit-content; margin: auto;"> 1 H hydrogen 1 </div>					11 B boron 5	12 C carbon 6	14 N nitrogen 7	16 O oxygen 8	19 F fluorine 9	20 Ne neon 10					
	23 Na sodium 11	24 Mg magnesium 12	<div style="border: 1px solid black; padding: 5px; width: fit-content; margin: auto;"> Key relative atomic mass atomic symbol name atomic (proton) number </div>					27 Al aluminium 13	28 Si silicon 14	31 P phosphorus 15	32 S sulfur 16	35.5 Cl chlorine 17	40 Ar argon 18					
	39 K potassium 19	40 Ca calcium 20	45 Sc scandium 21	48 Ti titanium 22	51 V vanadium 23	52 Cr chromium 24	55 Mn manganese 25	56 Fe iron 26	59 Co cobalt 27	59 Ni nickel 28	63.5 Cu copper 29	65 Zn zinc 30	70 Ga gallium 31	73 Ge germanium 32	75 As arsenic 33	79 Se selenium 34	80 Br bromine 35	84 Kr krypton 36
	85 Rb rubidium 37	88 Sr strontium 38	89 Y yttrium 39	91 Zr zirconium 40	93 Nb niobium 41	96 Mo molybdenum 42	[98] Tc technetium 43	101 Ru ruthenium 44	103 Rh rhodium 45	106 Pd palladium 46	108 Ag silver 47	112 Cd cadmium 48	115 In indium 49	119 Sn tin 50	122 Sb antimony 51	128 Te tellurium 52	127 I iodine 53	131 Xe xenon 54
	133 Cs caesium 55	137 Ba barium 56	139 La* lanthanum 57	178 Hf hafnium 72	181 Ta tantalum 73	184 W tungsten 74	186 Re rhenium 75	190 Os osmium 76	192 Ir iridium 77	195 Pt platinum 78	197 Au gold 79	201 Hg mercury 80	204 Tl thallium 81	207 Pb lead 82	209 Bi bismuth 83	[209] Po polonium 84	[210] At astatine 85	[222] Rn radon 86

* The elements with atomic numbers from 58 to 71 are omitted from this part of the periodic table.

The relative atomic masses of copper and chlorine have not been rounded to the nearest whole number.

