

**Parallel Bevel Set**

Please Check One:  209A w/Astragal  225A Double Edge LH/RHR ACTIVE

CUSTOMER: \_\_\_\_\_ DOOR #: \_\_\_\_\_

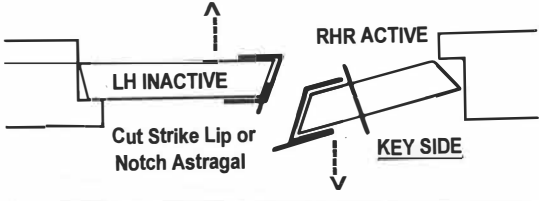
P.O.: \_\_\_\_\_ DATE: \_\_\_\_\_

M.O.: \_\_\_\_\_

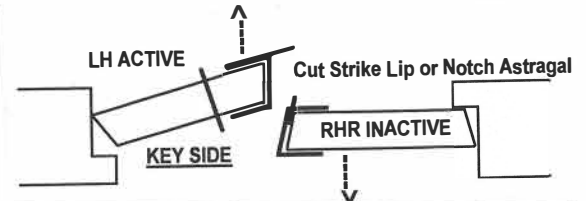
ACCESSORY ITEM #: \_\_\_\_\_ DOOR ITEM: \_\_\_\_\_

NO. of SETS REQ.: \_\_\_\_\_ DATE REQ.: \_\_\_\_\_ DRAWN BY: \_\_\_\_\_ DATE: \_\_\_\_\_

STD. BEIGE  SPECIAL COLOR: \_\_\_\_\_  NO PAINT  VENEER: \_\_\_\_\_



Lead Lined Astragal flange cannot be notched.  
 LEAD LINED ASTRAGAL  
 LIP WIDTH: \_\_\_\_\_  
 1/16" LEAD  1/8" LEAD



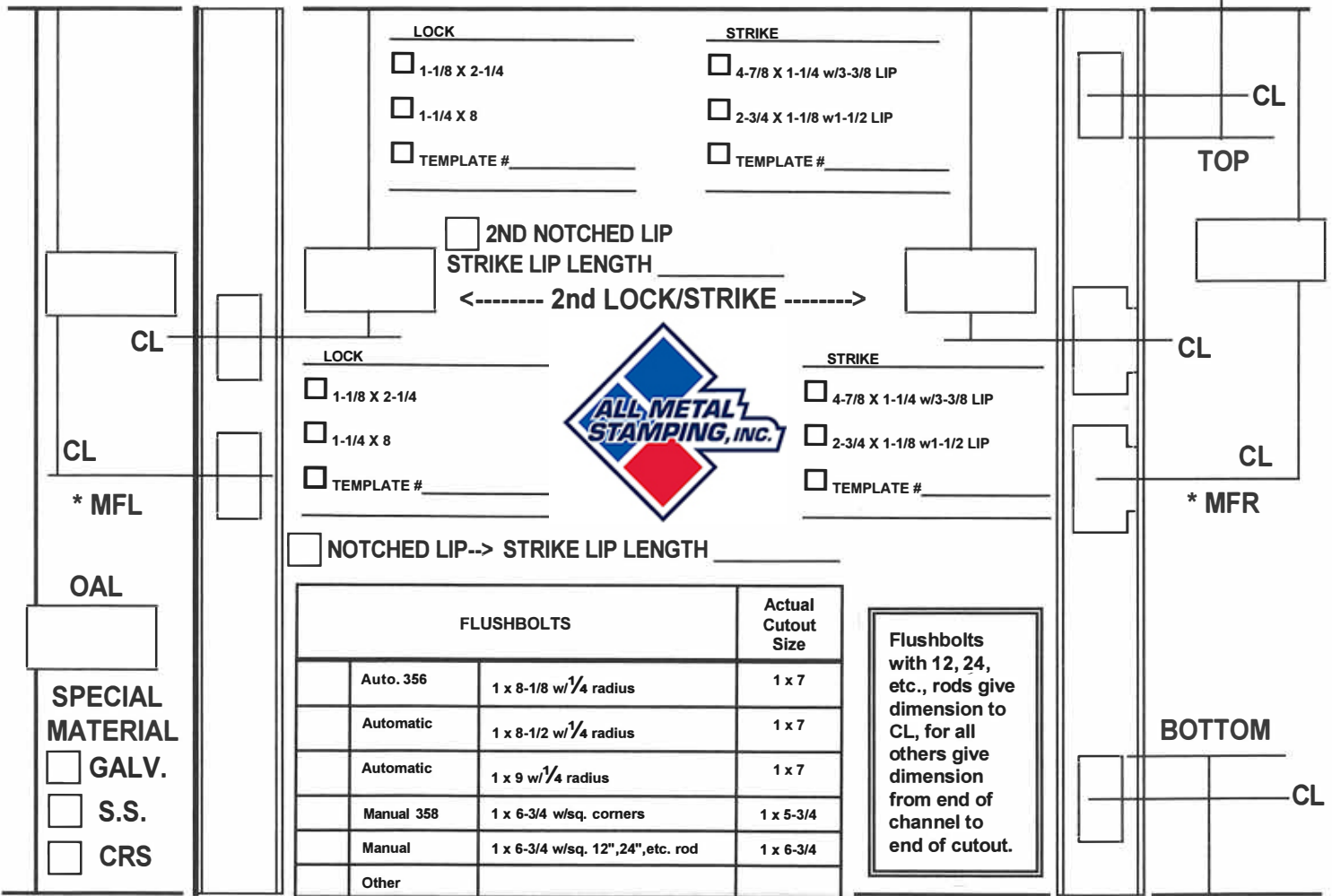
**ALL DIMENSIONS ARE FROM TOP OF DOOR.**

ACTIVE DOOR

INACTIVE DOOR

DOOR:  1-3/4"  1-13/16"  OTHER: \_\_\_\_\_

<-----Mark for NO ASTRAGAL LIP



- LOCK
- 1-1/8 X 2-1/4
  - 1-1/4 X 8
  - TEMPLATE # \_\_\_\_\_

- STRIKE
- 4-7/8 X 1-1/4 w/3-3/8 LIP
  - 2-3/4 X 1-1/8 w/1-1/2 LIP
  - TEMPLATE # \_\_\_\_\_

2ND NOTCHED LIP  
 STRIKE LIP LENGTH \_\_\_\_\_  
 <----- 2nd LOCK/STRIKE ----->

- LOCK
- 1-1/8 X 2-1/4
  - 1-1/4 X 8
  - TEMPLATE # \_\_\_\_\_

- STRIKE
- 4-7/8 X 1-1/4 w/3-3/8 LIP
  - 2-3/4 X 1-1/8 w/1-1/2 LIP
  - TEMPLATE # \_\_\_\_\_

NOTCHED LIP--> STRIKE LIP LENGTH \_\_\_\_\_

FLUSHBOLTS		Actual Cutout Size
Auto. 356	1 x 8-1/8 w/1/4 radius	1 x 7
Automatic	1 x 8-1/2 w/1/4 radius	1 x 7
Automatic	1 x 9 w/1/4 radius	1 x 7
Manual 358	1 x 6-3/4 w/sq. corners	1 x 5-3/4
Manual	1 x 6-3/4 w/sq. 12", 24", etc. rod	1 x 6-3/4
Other		

Flushbolts with 12, 24, etc., rods give dimension to CL, for all others give dimension from end of channel to end of cutout.

SPECIAL MATERIAL  
 GALV.  
 S.S.  
 CRS

GAGE: \_\_\_\_\_

(\*) This Information is for MACHINING REFERENCE ONLY