

Implant Rx

Rx DATE

DOCTOR'S NAME

DOCTOR'S ADDRESS

OFFICE PHONE #

DUE DATE (FOR DELIVERY BY 5PM) • 12 WEEKDAY MINIMUM

PATIENT APPT. DATE

PATIENT ID/NAME (FIRST/LAST)

DENTIST SIGNATURE/LICENSE # (REQUIRED)

AM
PM

SHADE (Incisal/Body/Cervical)

Abutment Type

CEMENT RETAINED:

- Zirconia Custom Abutment
- Titanium Custom Abutment
- Screwmentable (Two-Piece Custom Titanium Abutment & Crown w/ Access Hole)

– OR –

SCREW RETAINED:

- Stock Ti-Base – Continue regardless of access hole position
- Stock Ti-Base – If unfavorable access hole position, change to OEM ASC
- Stock Ti-Base – If unfavorable access hole position, change to Preat Dynamic
- Screwmentable (One-Piece Custom Titanium Abutment & Crown w/ Access Hole)

Abutment Manufacturer Preference

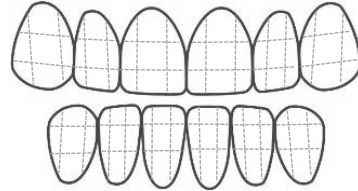
- Generic
- Dentsply Sirona (Atlantis) - OEM
- Straumann/Neodent (CARES) - OEM
- Nobel Biocare (NobelProcera) - OEM
- BioHorizons (Vulcan) - OEM
- Zimmer/Biomet 3i (BellaTek) - OEM
- Implant Direct (CustomDirect) - OEM

Jig

- Verification Jig – Mandatory for ≥3-unit screw retained bridge/splinted units
- Seating Jig – Recommended for a Biomet 3i Certain and Astra EV custom abutment

Single Unit: Circle

Bridge/Splinted Units: Use Line to Connect Units (Pontics)



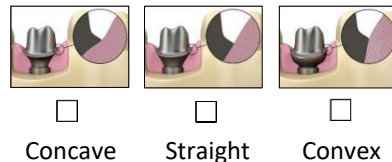
Articulation/Bite

- Class I Class II
- Class III Crossbite

ASC/Dynamic Driver Tip

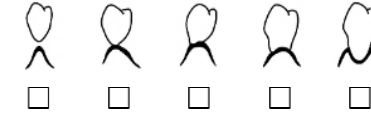
- Does your office have the OEM ASC driver tip?
- Yes No, please provide!
- Does your office have the Preat Dynamic (ASC) driver tip?
- Yes No, please provide!

Emergence Profile



Crown Design

PONTIC DESIGN:



OCCLUSAL CLEARANCE:

- Out of occlusion
- Light in centric
- Heavy w/ eccentric

MATERIAL:

- Zirconia ★
- Lithium Disilicate
- PMMA (Temp.)
- Full Cast
- PFM

ESTHETIC CHARACTERIZATIONS:

- Hypo-Calcification
- Craze lines
- High translucency
- Keep diastema
- Close diastema

IF INSUFFICIENT ROOM:

- Trim opposing
- Reduction coping
- Metal occlusion
- Metal island
- Call

Tooth #	Implant Brand/Manufacturer	Implant Interface Platform	Platform Size	Platform Color

Rx SPECIFIC INSTRUCTIONS:

★ SDA Recommended
 ASC: Angled Screw Channel
 OEM: Original Equipment Manufacturer

CONTINUED ON BACK