



FUNCTIONSMITH, INC.  
MANILA • GUANGZHOU

# FUNCTIONSMITH PROFESSIONAL CUBICLES SYSTEM



779 Acacia Street, Octagon Industrial Estate Subdivision,  
Barangay Dela Paz, Pasig City, 1600, Philippines

+632 7148-5208 | +632 8645-4284 | +632 8645-2664  
+632 8645-4994 | +632 8941-2647 | +632 7753-2359

[www.functionsmith.com](http://www.functionsmith.com)



# Contents +

## IA FUNCTIONSMITH CUBICLES SYSTEM

08 Series	03/04
09 Series	07/08
10 Series	09/10
11 Series	13/14
12 Series	15/16
13 Series	17/18
14 Series	19/20
18 Series	22/22
19 Series	23/24
20 Series	25/26
23 Series	27/28
21'23 Series	29/30
22 Series	31/32
24 Series	33/34
25 Series	35/36
26 Series	37/38
27 Series	39/40
28 Series	41/42
29 Series	43/44
30 Series	45/46
OD-EP Series	47/48
33 Series	49/50
66 Series	51/52
77 Series	53/54
88 Series	55/56
99 Series	57/58
81 Series	59/60
83 Series	61/62
OD-BB Series	63/64
OA Series	65/66
Special lock for composite board	67/68
Love plywood special hinge	69/70
Optional accessories	71/72
Optional accessories	73/74
Toilet installation step	75/76

01-76

## IB INTERIOR WALL SYSTEM +

Interior wall system profile	79/80
Applications	79/80
Wall system section details	85/86

77-88

## IC LOCKERS SYSTEM +

Locker System Application Occassions	75/81
Halishi Series	93/94
BAI LEFU Series	99/100

89-100

## ID COMPACT BOARD EXTENDED APPLICATION SYSTEM +

Out-door Panel	103
Laboratory Board (Physicochemical Board)	104
The Application Of Office Furniture	106

101-108

## IE ALUMINUM SYSTEM +

Aluminum Series	111/112
Project Instance	117

109-118




# 06 Series / STAINLESS STEEL 304


# 06 Series

---

## STAINLESS STEEL 304<sup>®</sup>



06-02 Indicator lock	06-05 Handle
06-02 Lock back	
06-04 Hinge	06-01 Corner fastener
06-06 Clothes hook	06-03 Adjustable leg



07-02  
Indicator lock

07-04  
Hinge

07-02  
Lock back

07-01  
Corner fastener

07-06  
Clothes hook

07-03  
Adjustable leg



**08 Series**  
STAINLESS STEEL 304



**08 Series**



08-2 Indicator lock surface	08-4 Hinge
08-2 Indicator lock back	
08-6 Clothes hook	08-3 Adjustable leg
08-1 Corner fastener	



**08 Series**  
**STAINLESS STEEL 304**

**FUNCTIONSMITH, INC.**  
 MANILA • GUANGZHOU

## 08 Series

Stainless steel  
 Design concept from scratch

Steel core combined, one-piece molding



08-2  
 Indicator lock surface

08-4  
 Hinge

08-6  
 Clothes hook

08-3  
 Adjustable leg

08-2  
 Indicator lock back

08-1  
 Corner fastener



**09 Series**  
STAINLESS STEEL & ALLOY  
MATERIAL COMBINATION

## 09 Series

Stainless steel & alloy material combination

No need to whitewash because of perfect



09-2  
Indicator lock surface

09-4  
Hinge

09-6  
Clothes hook

09-3  
Adjustable leg

09-2  
Indicator lock back

09-4  
Hinge

09-1  
Corner fastener



**10** Series  
STAINLESS STEEL & ALLOY  
MATERIAL COMBINATION

## 10 Series

Zinc alloy material



10-2 Indicator lock surface ( pearl chrome )      10-4 Hinge ( pearl chrome )

10-6 Clothes hook ( pearl chrome )

10-3 Adjustable leg ( pearl chrome )

10-2 Indicator lock back ( pearl chrome )

10-1 Corner fastener ( pearl chrome )





**10** Series  
STAINLESS STEEL & ALLOY  
MATERIAL COMBINATION

## 10 Series

Zinc alloy material



10-2  
Indicator lock surface

10-4  
Hinge

10-6  
Clothes hook

10-3  
Adjustable leg

10-2  
Indicator lock back

10-1  
Corner fastener



**11 Series**  
STAINLESS STEEL & ALLOY  
MATERIAL COMBINATION

## 10 Series

Stainless steel & alloy material combination



11-2  
Indicator lock surface

11-4  
Hinge

11-6  
Clothes hook

11-3  
Adjustable leg

11-2  
Indicator lock back

11-1  
Corner fastener

## 12 Series

Stainless steel 304



## 12 Series

STAINLESS STEEL 304<sup>®</sup>



12-2  
Indicator lock surface

12-4  
Hinge

12-2  
Indicator lock back

12-6  
Clothes hook

12-3  
Adjustable leg

12-1  
Corner fastener



**13** Series  
STAINLESS STEEL & ALLOY  
MATERIAL COMBINATION

## 13 Series

Stainless steel & alloy material combination



13-2  
Indicator lock surface

13-4  
Hinge

13-6  
Clothes hook

13-3  
Adjustable leg

13-2  
Indicator lock back

13-1  
Corner fastener

# 14 Series

ALUMINUM MATERIAL

## 14 Series

Aluminum material



14-2 Indicator lock surface	14-4 Hinge
14-2 Indicator lock back	
14-6 Clothes hook	14-3 Adjustable leg
14-1 Corner fastener	



**18** Series  
ROMAN-STYLE COLUMN,  
ALLOY MATERIAL  
COMBINATION

## 18 Series

Roman-style column, alloy material combination



18-2  
Indicator lock surface [ pearl chrome ]

18-2  
Indicator lock surface [ steel color ]

18-32  
Aluminum bar

18-6  
Clothes hook



18-2  
Indicator lock back [ pearl chrome ]

18-2  
Indicator lock back [ steel color ]

18-3  
Adjustable leg

18-3  
Elastic adjustable leg



**FUNCTIONSMITH, INC.**  
MANILA • GUANGZHOU

## 19 Series

STAINLESS STEEL & ALLOY  
MATERIAL COMBINATION

## 19 Series

Stainless steel & alloy material combination



19-2  
Indicator lock surface

19-4  
Hinge

19-2  
Indicator lock back

19-6  
Clothes hook

19-3  
Adjustable leg

19-1  
Corner fastener



**20 Series**  
STAINLESS STEEL & ALLOY  
MATERIAL COMBINATION

## 20 Series

Stainless steel & alloy material combination



20-2  
Indicator lock surface

20-4  
Hinge

20-6  
Clothes hook

20-3  
Adjustable leg

20-2  
Indicator lock back

20-1  
Corner fastener





23 Series

STAINLESS STEEL & ALLOY  
MATERIAL COMBINATION

## 21 Series

Stainless steel & alloy material combination



21-2 Indicator lock surface

21-4 Hinge

21-4B Folding hinge

21-3 Adjustable leg

21-6 Clothes hook

21-1 Corner fastener

21-5 Knob

21-2 Lock back

21-2B Lock back

## 23 Series

Stainless steel & alloy material combination



23-2 Indicator lock surface

23-4 Hinge

23-2 Indicator lock back

23-6 Clothes hook

23-1 Corner fastener

23-3 Adjustable leg

23-5 Knob






## 22 Series

STAINLESS STEEL & ALLOY  
MATERIAL COMBINATION

## 22 Series

Stainless steel & alloy material combination



22-2  
Indicator lock surface

22-4  
Hinge

22-2  
Indicator lock back

22-6  
Clothes hook

22-1  
Corner fastener

22-3  
Adjustable leg

22-5  
Knob

 **FUNCTIONSMITH, INC.**  
MANILA • GUANGZHOU



**24** Series  
STAINLESS STEEL & ALLOY  
MATERIAL COMBINATION

## 10 Series

Stainless steel & alloy material combination



24-2  
Indicator lock surface

24-4  
Hinge

24-6  
Clothes hook

24-3  
Adjustable leg

24-2  
Indicator lock back

24-1  
Corner fastener



**25 Series**  
ALUMINUM COLUMN,  
ALLOY MATERIAL  
COMBINATIONS

## 10 Series

Stainless steel & alloy material combination



25-2  
Indicator lock surface ( pearl chrome )

25-2  
Indicator lock surface ( steel color )

25-6  
Clothes hook ( pearl chrome )

25-2  
Indicator lock back ( pearl chrome )

25-4  
Hinge ( pearl chrome )

25-4  
Hinge ( steel color )

25-18  
Door frame ( brushed steel )

25-18  
Foot cover/Bar(sandblast silver)



**26 Series**  
STAINLESS STEEL 304\*

## 26 Series

Stainless steel 304



26-4  
Hinge

26-4B  
Folding hinge

26-1  
Corner fastener

26-6  
Clothes hook

26-2  
Indicator lock surface

26-2  
Indicator lock back

26-2B  
Indicator lock back

26-3  
Adjustable leg

26-5  
Knob



**27 Series**  
STAINLESS STEEL 304

**27 Series**

Stainless steel 304



27-2  
Indicator lock surface

27-4  
Hinge

27-2  
Indicator lock back

27-6  
Clothes hook

27-3  
Adjustable leg

27-1  
Corner fastener

**FUNCTIONSMITH, INC.**  
MANILA • GUANGZHOU



**28** Series  
STAINLESS STEEL 304\*

## 28 Series

Stainless steel 304



28-2  
Indicator lock surface

28-4  
Hinge

28-6  
Clothes hook

28-3  
Adjustable leg

28-2  
Indicator lock back

28-1  
Corner fastener





**29** Series  
STAINLESS STEEL 304\*

## 29 Series

Stainless steel 304



29-2  
Indicator lock surface

29-4  
Hinge

29-6  
Clothes hook

29-3  
Adjustable leg

29-2  
Indicator lock back

29-1  
Corner fastener



**30** Series  
STAINLESS STEEL 304\*

## 30 Series

Stainless steel 304



30-2  
Indicator lock surface

30-4  
Elastic hinge

30-1  
Corner fastener

30-3  
Adjustable leg

30-2  
Indicator lock back

30-6  
Clothes hook

30-5  
Knob



## OD-EP Series

Stainless steel 304



OD-EP-1 Corner fastener	OD-EP-4B Folding hinge	OD-EP-2 Indicator lock surface	OD-EP-2 Indicator lock back
OD-EP-4 Hinge	OD-EP-8 Flange	OD-EP-6 Clothes hook	OD-EP-3 Adjustable leg
	OD-EP-7 Clamp	OD-EP-5 Knob	



**FUNCTIONSMITH, INC.**  
MANILA + GUANGZHOU

## 33 Series

ROMAN-STYLE COLUMN,  
ALLOY MATERIAL  
COMBINATION

## 33 Series

Roman-style column, alloy material combination



33-2 Indicator lock surface	33-4 Hinge
33-2 Indicator lock back	33-6 Clothes hook
33-19 Aluminum door frame (18mm panel)	33-21 Aluminum bar (18mm panel)
33-14 Aluminum bar (12mm panel)	33-10 Aluminum door frame (12mm panel)



**66** Series  
STAINLESS STEEL & ALLOY  
MATERIAL COMBINATION

## 66 Series

Stainless steel and alloy material combination



66-2  
Indicator lock surface

66-4  
Hinge

66-1  
Corner fastener

66-3  
Adjustable leg

66-2  
Indicator lock back

66-6  
Clothes hook

66-5  
Knob

**77 Series**  
STAINLESS STEEL 304\*



77-2  
Indicator lock surface

77-4  
Hinge

77-2  
Indicator lock back

77-6  
Clothes hook

77-8  
Flange

77-7  
Clamp

77-1  
Corner fastener

77-3  
Adjustable leg

77-5  
Knob



**88 Series**  
STAINLESS STEEL #304

## 88 Series

Stainless steel 304



88-2  
Indicator lock surface

88-2  
Indicator lock back

88-1  
Corner fastener

88-3  
Adjustable leg

88-4  
Hinge

88-4  
Hinge back

88-6  
Clothes hook



## 99 Series

Aluminum and alloy material combination



99-2  
Indicator lock back

99-12  
Lower hinge

99-12  
Upper hinge

99-2  
Indicator lock surface

99-3  
Foot cover

**99** Series  
ALUMINUM & ALLOY  
MATERIAL COMBINATION





**81 Series**  
ALUMINUM MATERIAL

**81 Series**

Aluminum material



81-2 Indicator lock surface	81-4 Hinge
81-2 Indicator lock back	81-6 Clothes hook
81-1 Corner fastener	81-3 Adjustable leg
81-8 Flange	81-7 Clamp



**83 Series**  
ALUMINUM COLUMN,  
ALLOY MATERIAL  
COMBINATIONS

## 83 Series

Aluminum column, alloy material combinations



83-2  
Indicator lock surface

83-4  
Hinge

83-12  
Door frame

83-18  
Door frame

83-2  
Indicator lock back

83-6  
Clothes hook

83-20  
Aluminum bar

83-21  
Foot cover



**OD-BB** Series  
STAINLESS STEEL & ALLOY  
MATERIAL COMBINATION

## OD-BB Series

Stainless steel & alloy material combination



OD-BB-2  
Indicator lock surface

OD-BB-4  
Hinge

OD-BB-6  
Clothes hook

OD-BB-3  
Adjustable leg

OD-BB-2  
Indicator lock back

OD-BB-5  
Knob

OD-BB-1  
Corner fastener



**OA Series**  
NYLON

## OA Series

Nylon



OA-2 Indicator lock surface	OA-4 Hinge	OA-1 Corner fastener	OA-3 Adjustable leg
OA-2 Indicator lock back	OA-6 Clothes hook	OA-5 Knob	



## Special lock for composite board

Special lock for composite plate



100-2  
Indicator lock surface

100-2  
Indicator lock back

110-2  
Indicator lock surface

110-2  
Indicator lock back

120-2  
Indicator lock surface

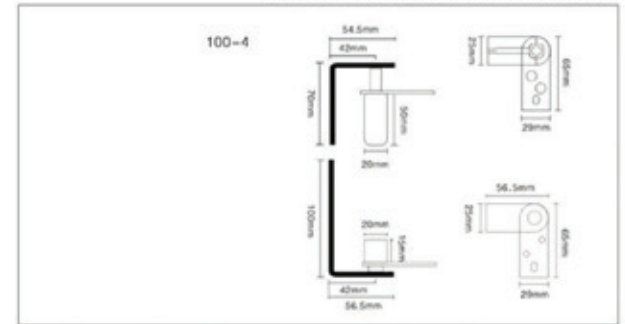
120-2  
Indicator lock back



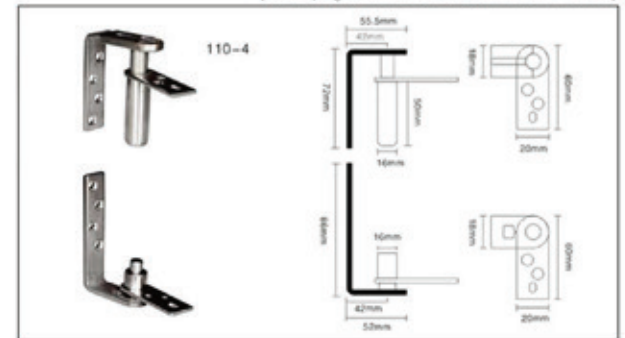
### Special hinge for compositeboard

(upper and lower hinge)

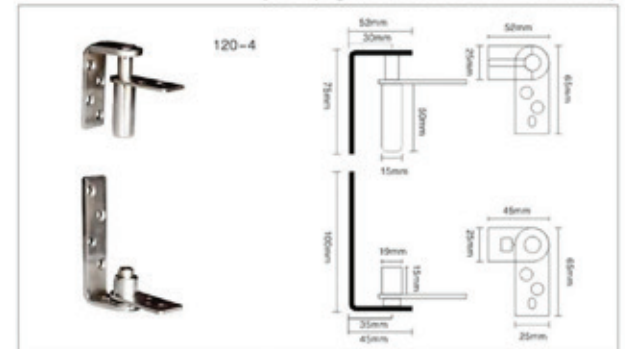
(10-4 pages, suitable for 30mm-45mm sheet)



(110-4 pages, suitable for 25mm-45mm board)




(120-4 pages, suitable for 30mm-45mm sheet)





## Optional accessories





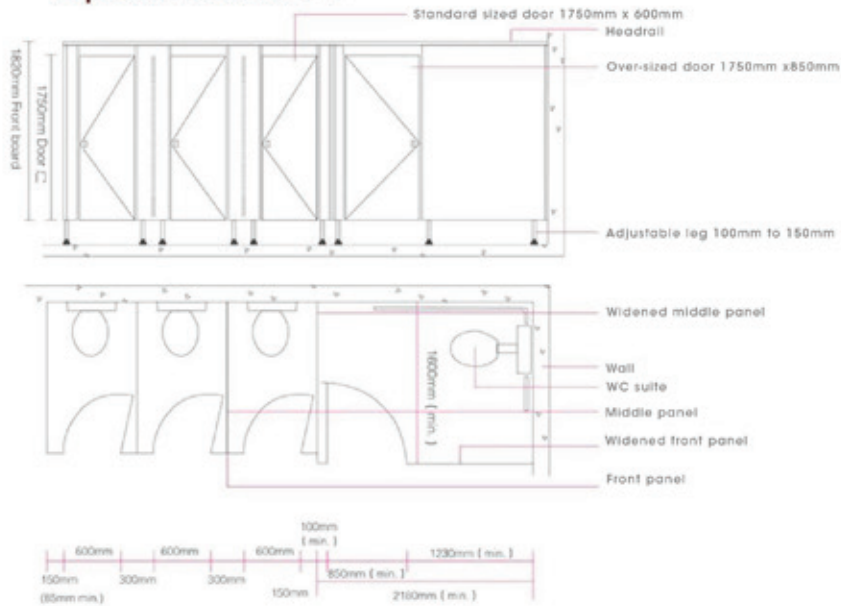
## Optional accessories



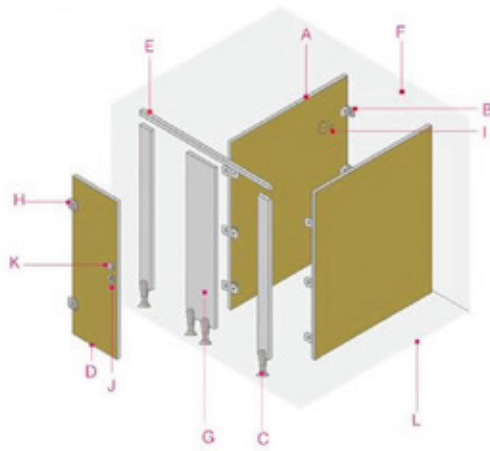
26-2 Indicator lock surface	26-2p Indicator lock back	17-2 Indicator lock surface	17-2 Indicator lock back
OD-2B Indicator lock surface	OD-2B Indicator lock back	16-2 Indicator lock surface(With a shake handle)	16-2 Indicator lock surface
OD-3 Bowling shaped adjustable leg	40-6 Clothes hook	OD-11 strengthened corner fastener	16-2 Indicator lock back
OD-7B Clamp	OD-7P Clamp	OD-9 Elbow	OD-13 T connector



## Specification +



## Graphical representation +

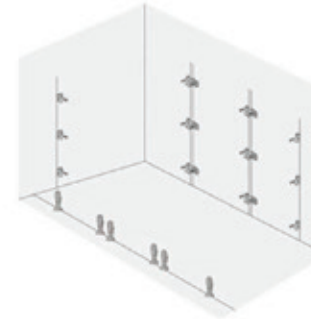


Components in detail

- A Divisional panel
- B Corner fastener
- C Adjustable leg
- D Door
- E Aluminum bar
- F Wall
- G Front board
- H Hinge
- I Coat hook
- J Lock
- K Knob
- L Floor

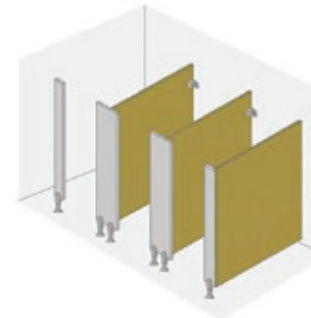
## Installation steps+

A



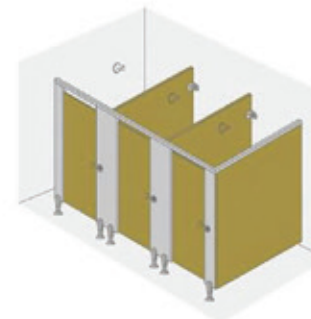
1. Fix adjustable leg  
Adjust the horizontal size between the door leaf and door crack, then bore holes in the panel, fix the adjustable leg in the appropriate location with screws.
2. Fix corner fastener  
Draw a center line on the wall, (generally in the center of two toilet seats) after that use a drill to bore holes, embed rubber plug into the holes, and then fix the corner fasteners on the wall.

B



3. Fix front board and middle board  
According to the corresponding position of support leg and corner fastener, install the corner fasteners on the connect position of front board and middle board, and then connect the front board and middle board as T shape.
4. Initially formed toilet partition  
Fix the T shape frame on the corresponding position of support leg and corner fastener with screws, toilet partition initially formed.
5. Fix the bar  
Fix the bar on the front board, adjust each door crack size, and fix with screws one by one.

C



6. Install door  
First, fix the hinge (no cover) on the door, keep a suitable door crack, then fix the hinge (lower part of the hinge) with screws, adjust the hinge to let the door open and close freely.
7. Indicator lock, knob  
Line and drill on the door or T panel according to the hole distance of different locks, adjust the screw of the indicator.
8. Fix coat hook, cover the screw cover, hinge cover, check thoroughly again  
Toilet partition installation finished.



# B INTERIOR WALL SYSTEM+



## Interior wall system profile+

Modern public building pursues for human fashion, which is also for structural durability and easy for maintenance. As for the achievement on modern inner decorations' technology, interior wall system has become the best choice, which has been widely used in European and American areas over the past twenty years. This is also adopted by some domestic large-scaled public buildings, and acknowledged by more and more designers. Interior wall system adopts the specialized FUNCTIONSMITH compact board (inner wall board), twisted compact board (hanging of corner and the corner of door frame and window frame), with the way of composing by many ornaments, which can be fixed on brick wall, or the wall built by other materials, and also can be settled on the two sides of metal frame directly that becomes the dividing wall for the interior space.

## Applications+

Except for providing elegant and comfortable environment for people, various public places also need to be able to withstand all kinds of destruction and torture. Interior wall has been widely used in hospitals, airports, railway stations, stadiums, museums, office buildings, shopping malls... Because of its outstanding unmatched features. Being impact-resistance, easy to clean, corrosion-resistance, interior wall system is particularly suitable for hospital, can totally withstand the impact of patients, bed, corrosion of the disinfectant, all kinds of pollutions, but still as new. Especially the corner, apart from more aesthetic, its excellent shaped impact-resistant external corner makes the perfect corner redundant, meanwhile, the special shaped internal corner avoiding the forgotten health corners.



**FUNCTIONSMITH, INC.**  
MANILA • GUANGZHOU








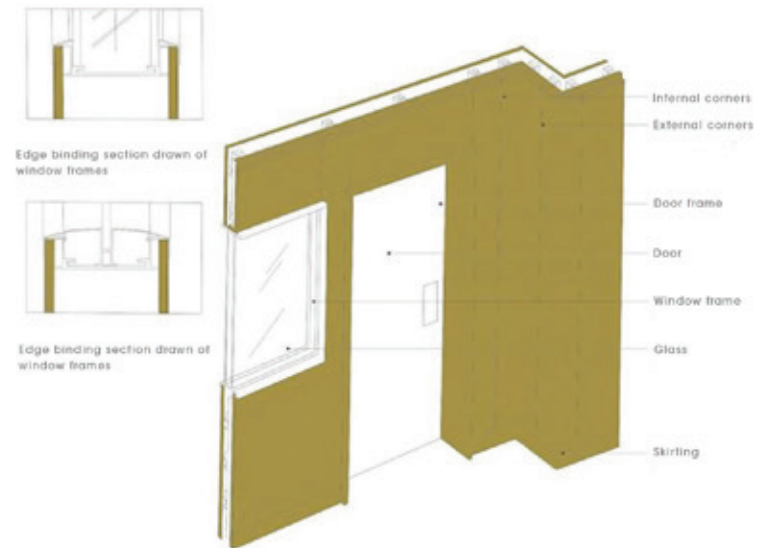
### Interior wall Series +

- |                         |  |
|-------------------------|--|
| 1 Adjustable jump piece | 2 Jump piece                           |
| 3 U-shape rail          | 4 Vertical-shaped rail                 |
| 5 Sealing tape          | 6 Vertical-shaped rail Corner fastener |

## Wall System Section Details +

Compact board wall system provides unique handling methods of door-frame and window-frame, can be seamless with wall color. It's color can be harmonized with walls, but also can be contrast with it.

Compact board wall systems provide various solutions of turning angle. Highlights users individuality by using different materials



Wall Cladding System



Section view of horizontal division



Section Details—

- 1 C-shape rail
- 2 Adjustable jump piece
- 3 U-shape rail
- 4 Sealing tape
- 5 L shaped fastener
- 6 Jump piece
- 7 Rail junction

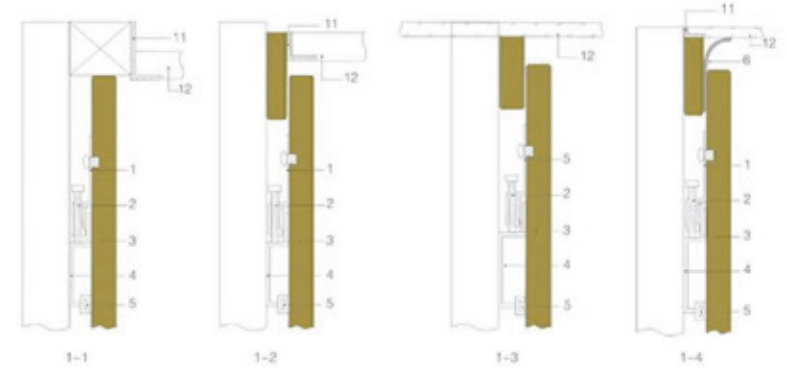


Wall cladding assembly sketch map

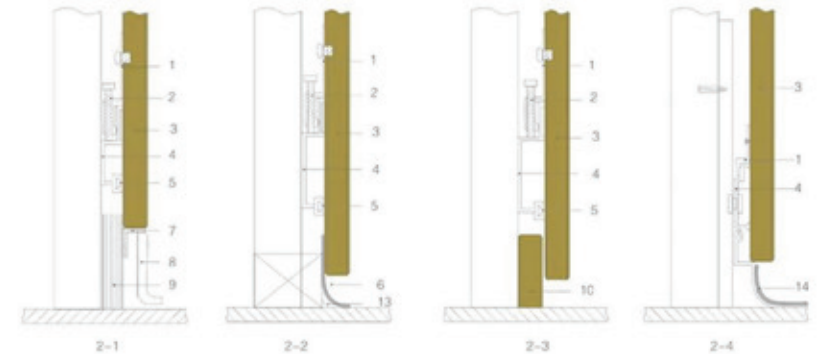


Wall cladding assembly sketch map

Edge finishing solutions of wall and ceiling




Edge finishing solutions of wall and floor



Section Details

- 1 Jump piece
- 2 Adjustable screw
- 3 8mm Compact Laminate
- 4 U-shape rail
- 5 Sealing tape
- 6 PVC sealing cover
- 7 Aluminum angle
- 8 Tile
- 9 Wood brick
- 10 Compact skirting
- 11 Ceiling angle (by others)
- 12 Ceiling
- 13 Rubber
- 14 PVC leg



Our vision -- perseverance.

Improve the technology and the product need the constant accumulation and sustained innovation.  
Because of concentration and perseverance, we can improve ourselves more quickly.

LOCKERS  
SYSTEM+





**FUNCTIONSMITH, INC.**  
MANILA • GUANGZHOU



**BAI LE FU**  
ENGINEERING EXAMPLES



**FUNCTIONSMITH, INC.**

MANILA • GUANGZHOU



**HALISHI** Series  
ENGINEERING EXAMPLES

## Lockers system+

Life in the 21st century, people are no longer just walking randomly between work and family. Recreation areas has become another important life-arena.

Traditional iron lock is easily rusted, easily damaged by impact, monotonous in color as well. While, wooden lock getting wet and corrosion, breeding mold easily, also caused smell.

Functionsmith locker has these characteristics, water proof, heat & impact resistance, fire proof, no mildrew, no odor, easy to clean, long service life. Its is the best choice of quality locker. Select Functionsmith, let it be your safe keeper, make your life more at ease.

- Impact-resistance
- Moisture and water resistance
- Rust and corrosion proof
- Flexible design
- Modular design
- Rich color
- Durable
- Low cost of maintenance
- Complete accessories

### ■ Profile

Ventilation holes in the aluminum pillars throughout the locker, allow the air to circulate, thus prevent the causing of odor and mold.

### ■ Plastic strips

Plastic strips absorb vibrations to reduce noise when closing the door.

### ■ Spring hinge

Hinge and aluminum column hold each other, make screws fixed. Its structure is solid and reliable. The spring hinge has rebound function.



# HALISHI Series

ENGINEERING EXAMPLES

Functionsmith compact board lockers, have functions of durable, impact resistant, non-flammable, abrasion, etc.





FUNCTIONSMITH, INC.

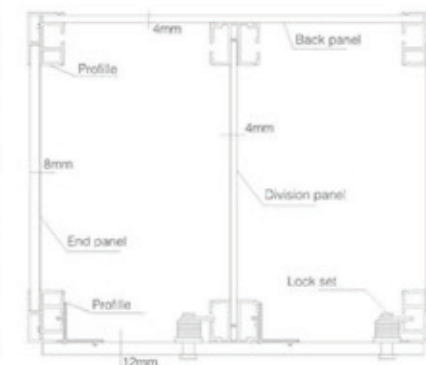
MANILA • GUANGZHOU

## Halishi series +

**Halishi series locker system construction instructions**  
This locker system adopts combined assembly; frames are aluminum alloy, which made of mechanical pumping, the rest of panels use thermosetting reinforced phenolic board.

The side panel of this series is 8mm thermosetting reinforced phenolic board, back panel and division panel use 4mm board its top panel, middle divider and bottom panel use 12mm/13mm thermosetting reinforced phenolic board.

This combined locker can be constructed according to the actual size, and able to assemble, move freely. The maximum flexibility is make each cabinet tier first, and then spliced into a row.



# HALISHI Series

ENGINEERING EXAMPLES



C121 aluminum side pillar



C122 aluminum column



B134 elastic hinge



B135 hinge



D141 support leg



D142 support leg



FUNCTIONSMITH, INC.

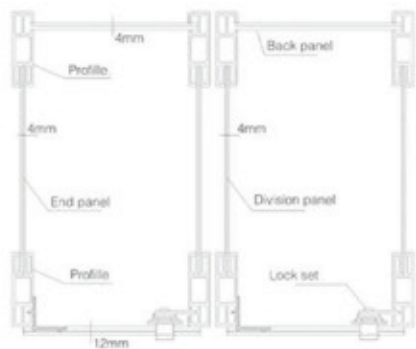
MANILA • GUANGZHOU

## Tupper rich series +

BAI LE FU series of lockers system construction instructions

This locker system adopts combined assembly: frames are aluminum alloy, which made of mechanical pumping, the rest of panels will use thermosetting reinforced phenolic board. The side panel and back panel of this series is 4mm thermosetting reinforced phenolic board, its top panel, middle divider and bottom panel use 12mm/13mm thermosetting reinforced phenolic board.

This combined locker can be constructed according to the actual size, and able to assemble move freely. The biggest flexibility is make each cabinet tier first, and the spliced into a row.



A106 lock



C123 aluminum column



A102 padlock



B133 elastic hinge



A103 Sensor lock



A104 Sensor lock



A105 Induction lock

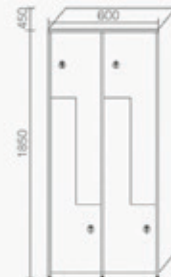


A101 lock



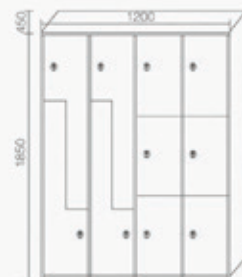
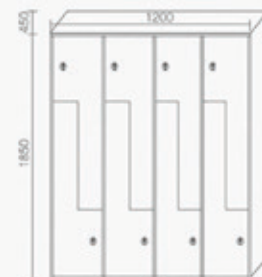
2 Tiers per column

2 Tiers per column are spacious, suitable for club, stadium and other occasions that requiring larger storage spaces.




Z-shape

Offer the space for clothes hanging, which are ideal for athletic clubs, gyms, and other locations that need to hang clothes.



Z-shape and 3 Tiers per column

Offer the space for clothes hanging, which are ideal for athletic clubs, gyms, and other locations that need to hang clothes.



4 Tiers per column

4 Tiers per column are suitable for schools/shopping malls, train stations, etc. Where need to place the fixed standard size items such as school bags, purses, etc.



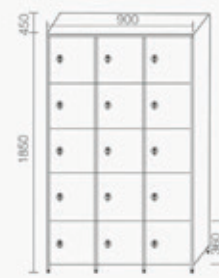
6 Tiers per column


6 Tiers per column are ideal for locations requiring small storage space, such as skating rinks, bowling alleys, etc.



5 Tiers per column

5 Tiers per column are ideal for locations requiring small storage space, such as skating rinks, bowling alleys, etc.





COMPACT  
BOARD  
EXTENDED  
APPLICATION  
SYSTEM +



FUNCTIONSMITH, INC.

MANILA • GUANGZHOU

## Out-door panel +




Functionsmith high pressure decorative laminate that used for making outdoor furniture, has excellent performance of weather ability and UV resistance. Its normal thickness is 10mm, more thicker and durable than traditional (0.7-1.0mm) laminates. Its is not only decorative material, but also construction material.

Functionsmith outdoor compact board with characteristics of durability, impact-resistance, moisture-resistance, fire-retardant, water-proof, weather-resistance and UV-resistance, is widely used in exterior walls, outdoor furniture, shopping mall signs, exterior sports facilities and structural materials.

## Physiochemical board +

structure

- A Chemical resistant film
- B high pressure deco paper+melamine resin
- C High Pressure Kraft Paper (multiple Layers)+Phenolic Resin
- Above materials solidified at high temperature and pressure



Size

- 4'x8' (1220x2440mm)
- 4'x10' (1220x3050mm)
- 4'x12' (1220x3660mm)
- 5'x10' (1525x3050mm)
- 5'x12' (1525x3660mm)

Thickness

Normal thickness of solid physiochemical board 12.7mm  
Customized thickness of solid physiochemical board 5-25mm





## Compact board furniture +

### Features +

Compact laminate board is sturdy and durable, is not only decorative material, but also structural material. Available for drilling, tapping, sanding, styling, cutting by using carbon steel alloy tools. Functionsmith compact laminate board is a solid structural material, which allows decoration on one side and two sides. Its meets, even exceeds ASTM standards, its performance is very high, especially the impact-resistance and water absorbability.

- Impact-resistance
- Moisture and water resistance
- Rust and corrosion proof
- High-strength construction
- Hygiene
- Wear resistance

#### Laminate can be applied to:

- Cubicles System
- Laboratory table
- Lockers System
- Compact Door
- Wall System
- Furniture
- Signs

#### Conference Table

Stain resistance, scratch-resistance, solid







Compact board intensive processing technology

Rainbow appears the same, no matter inside or outside. It is always able to maintain its completeness, whether you choose to cut from front or side.

Functionsmith outdoor furniture adopts compact laminate board, which has characters of anti-impact, waterproof, heat resistance, etc.



Functionsmith Creation board is a new service that turns customer's needs and ideas into high-class decorative fire-proof board. It's quality is superior, can be extensively applied to creative spaces.




waterproof chair



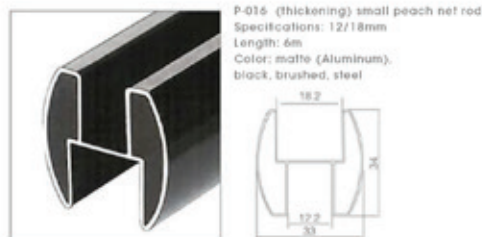


# ALUMINUM SYSTEM +

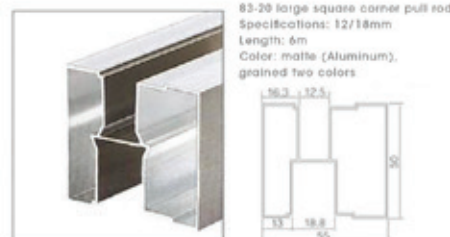
# Aluminum Series




**Generous Lever**  
Specifications: 12/18mm  
Length: 6m  
Color: Matte (color retention)  
Black, Brushed, Steel




**P-016 (thickening) small peach net rod**  
Specifications: 12/18mm  
Length: 6m  
Color: matte (Aluminum),  
Black, Brushed, steel



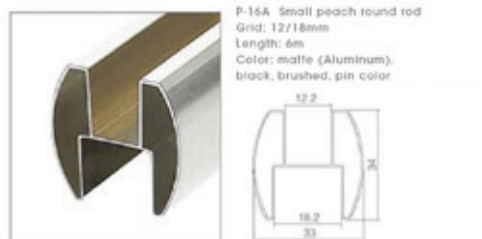
**83-20 large square corner pull rod**  
Specifications: 12/18mm  
Length: 6m  
Color: matte (Aluminum),  
grained two colors



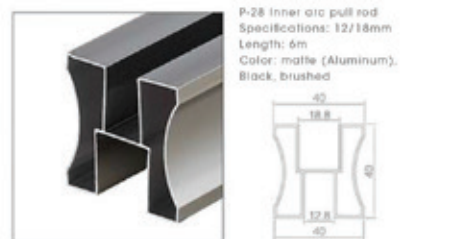
**P-10 full round tube P-018**  
Specifications: 12/18mm  
Length: 6m  
Color: matte (Aluminum),  
Black, Brushed, Steel



**P-01B generous pull rod**  
Specifications: 12/18mm  
Length: 6m  
Color: matte (color retention),  
black, pull head, steel color 35



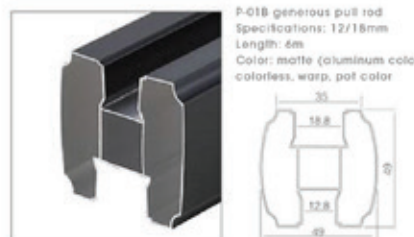
**P-16A Small peach round rod**  
Grid: 12/18mm  
Length: 6m  
Color: matte (Aluminum),  
black, brushed, pin color



**P-28 inner arc pull rod**  
Specifications: 12/18mm  
Length: 6m  
Color: matte (Aluminum),  
Black, brushed




**P-18**  
Specifications: 18mm  
Length: 6m  
Color: matte (Aluminum),  
Black, Brushed, Copper



**P-01B generous pull rod**  
Specifications: 12/18mm  
Length: 6m  
Color: matte (aluminum color),  
colorless, warp, pot color




**P-16B Small peach round rod**  
Grid: 12/18mm  
Length: 6m  
Color: matte light (Aluminum),  
black, brushed, lock color



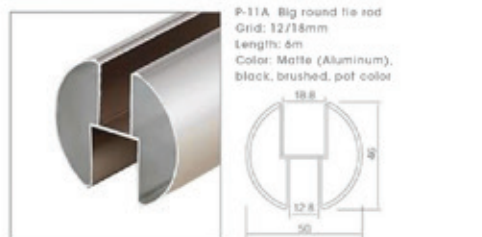
**P-29 Arc Tie Rod**  
Specifications: 12/18mm  
Length: 6m  
Color: matte (Aluminum),  
Black, brushed, Steel




**P-24 12mm round clamp**  
Specifications: 12mm  
Length: 6m  
Color: matte (Aluminum),  
Black, drawing warp, steel color




**P-06A (thickening) Chinese tie rod**  
Specifications: 12/18mm  
Length: 6m  
Color: matte (aluminum),  
Black, Brushed, Steel




**P-11A Big round tie rod**  
Grid: 12/18mm  
Length: 6m  
Color: Matte (Aluminum),  
black, brushed, pot color




**P-30**  
Specifications: 12/18mm  
Length: 6m  
Color: matte (Aluminum),  
Black, brushed, copper color



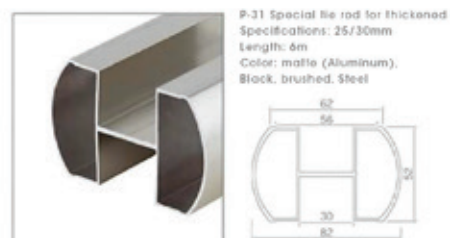
**P-32 18 series tie rod**  
Specifications: 12/18mm  
Length: 6m  
Color: Sand Silver



**P-06 Chinese pul rod**  
Specifications: 12/18mm  
Length: 6m  
Color: matte (aluminum),  
Black, drawn, pot color



**P-11 Large round tie rod**  
Grid: 12/18mm  
Length: 6m  
Color: Matte (Aluminum),  
black, brushed, Steel




**P-31 Special tie rod for thickened plate**  
Specifications: 25/30mm  
Length: 6m  
Color: matte (Aluminum),  
Black, brushed, Steel

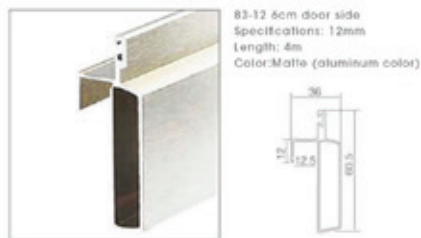


**P-33 33 series tie rod**  
Specifications: 12/18mm  
Length: 5m  
Color: Matte (aluminum)

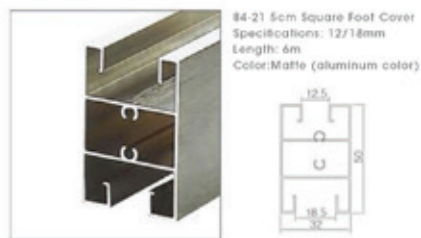
# Aluminum Series




**83-21 7cm Square Foot Cover**  
Specifications: 12/18mm  
Length: 6m  
Color:Matte (aluminum color)



**83-12 6cm door side**  
Specifications: 12mm  
Length: 6m  
Color:Matte (aluminum color)



**84-21 5cm Square Foot Cover**  
Specifications: 12/18mm  
Length: 6m  
Color:Matte (aluminum color)



**83-18 6cm door side**  
Specifications: 18mm  
Length: 6m  
Color:Matte (aluminum color)



**85-21 10cm Square Foot Cover**  
Specifications: 12/18mm  
Length: 6m  
Color:Matte (aluminum color)



**25-12 25 series foot cover pull rod**  
Specifications: 12/18mm  
Length: 6m  
Color:Matte (aluminum color)



**86-21 Special Foot Cover**  
Specifications: 25/28mm  
Length: 6m  
Color:Matte (aluminum color)




**25-18 25 series foot cover pull rod**  
Specifications: 12/18mm  
Length: 6m  
Color:Matte (aluminum color)



**99-3 12 Slim Foot Cover**  
Specifications: 12mm  
Length: 4m  
Color:Matte (aluminum color)



**25-18 25 series door edges**  
Specifications: 12/18mm  
Length: 4m  
Color:Matte (aluminum color)




**P-02A (thickening) 18mm ordinary door edge**  
Specifications: 18mm  
Length: 3.7/4mm  
Color:Matte (aluminum color)



**P-02B (thickening) 18mm ordinary door edge**  
Specifications: 18mm  
Length: 3.7/4mm  
Color:Matte (aluminum color)



**P-02B (thickening) 18mm ordinary door edge**  
Specifications: 18mm  
Length: 3.7/4mm  
Color:Matte (aluminum color)




**P-02-16 16mm ordinary door edge**  
Specifications: 16mm  
Length: 3.7/4mm  
Color:Matte (aluminum color)



**P-02-16 16mm ordinary door edge**  
Specifications: 16mm  
Length: 3.7/4mm  
Color:Matte (aluminum color)



**P-02A-12 12mm ordinary door edge**  
Specifications: 12mm  
Length: 3.7/4mm  
Color:Matte (aluminum color)



**P-02A-12 12mm ordinary door edge**  
Specifications: 12mm  
Length: 3.7/4mm  
Color:Matte (aluminum color)



**P-17 12mm ordinary door edge**  
Specifications: 12mm  
Length: 3.7/4mm  
Color:Matte (aluminum color)



**P-17 12mm ordinary door edge**  
Specifications: 12mm  
Length: 3.7/4mm  
Color:Matte (aluminum color)

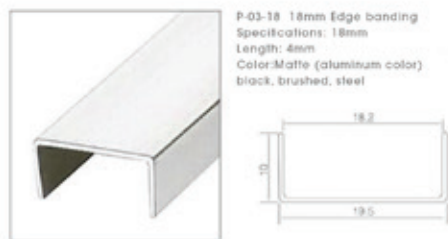


**P-19 18mm ordinary door edge with top**  
Specifications: 18mm  
Length: 3.7/4mm  
Color:Matte (aluminum color)


# Aluminum Series



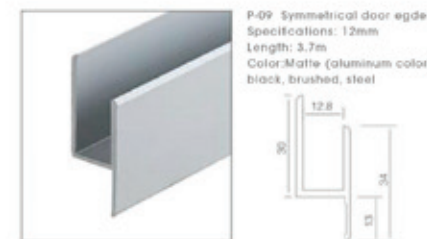
**P-08 18mm U-slot on the wall**  
Specifications: 18mm  
Length: 3.7/4mm  
Color:Matte (aluminum color)  
black, brushed, steel




**P-03-18 18mm Edge banding**  
Specifications: 18mm  
Length: 4mm  
Color:Matte (aluminum color)  
black, brushed, steel




**P-23 18mm plate slot**  
Specifications: 18mm  
Length: 4mm  
Color:Matte (aluminum color)  
black, brushed, steel




**P-09 Symmetrical door edge**  
Specifications: 12mm  
Length: 3.7m  
Color:Matte (aluminum color)  
black, brushed, steel




**P-08 18mm U-slot on the wall**  
Specifications: 18mm  
Length: 3.7/4mm  
Color:Matte (aluminum color)  
black, brushed, steel




**P-03-18 18mm Edge banding**  
Specifications: 18mm  
Length: 4mm  
Color:Matte (aluminum color)  
black, brushed, steel



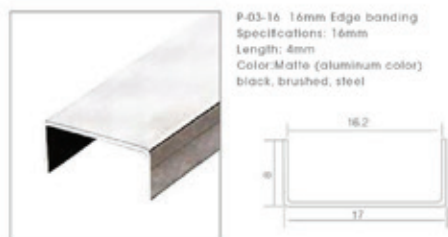
**P-23 18mm connecting plate**  
Specifications: 18mm  
Length: 4mm  
Color:Matte (aluminum color)  
black, brushed, steel



**P-07 L-shaped door edge**  
Specifications: 12/18mm  
Length: 1.8m  
Color:Matte (aluminum color)  
black, brushed, steel



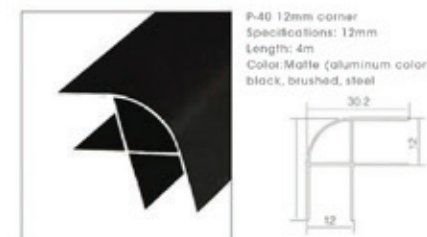
**P-13A 12mm U-slot on the wall**  
Specifications: 12mm  
Length: 3.7/4mm  
Color:Matte (aluminum color)  
black, brushed, steel




**P-03-16 16mm Edge banding**  
Specifications: 16mm  
Length: 4mm  
Color:Matte (aluminum color)  
black, brushed, steel



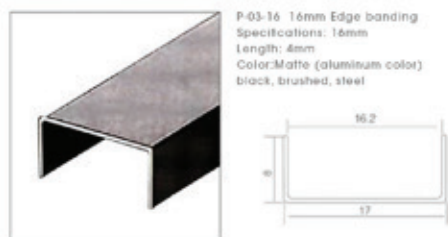
**P-22 18mm plate slot**  
Specifications: 12/18mm  
Length: 4mm  
Color:Matte (aluminum color)  
black, brushed, steel




**P-40 12mm corner**  
Specifications: 12mm  
Length: 4m  
Color:Matte (aluminum color)  
black, brushed, steel




**P-13 12mm U-slot on the wall**  
Specifications: 12mm  
Length: 3.7/4mm  
Color:Matte (aluminum color)  
black, brushed, steel




**P-03-16 16mm Edge banding**  
Specifications: 16mm  
Length: 4mm  
Color:Matte (aluminum color)  
black, brushed, steel




**P-22 12mm connecting plate**  
Specifications: 12/mm  
Length: 4mm  
Color:Matte (aluminum color)  
black, brushed, steel




**P-41 18mm corner**  
Specifications: 18mm  
Length: 4m  
Color:Matte (aluminum color)  
black, brushed, steel




**P-05 12mm Combat Edge banding**  
Specifications: 12mm  
Length: 4mm  
Color:Matte (aluminum color)  
black, brushed, steel



**P-05 12mm Combat Edge banding**  
Specifications: 12mm  
Length: 4mm  
Color:Matte (aluminum color)  
black, brushed, steel



**P-25 16mm plate slot**  
Specifications: 16mm  
Length: 4mm  
Color:Matte (aluminum color)  
black, brushed, steel



**P-33 Trapezoidal Pull Rod**  
Specifications: 12/18mm  
Length: 6m  
Color:Matte (aluminum color)  
black, brushed, steel