

FUNCTIONSMITH, INC.

779 Acacia Street, Octagon Industrial Estate Subdivision,
Barangay Dela Paz, Pasig City, 1600, Metro Manila, Philippines

(02)7753-2292 | (02)7753-2359 | (02)7148-5208
(02)8645-4994 | (02)8645-2664 | (02)8645-4284

www.functionsmith.com



FUNCTIONSMITH, INC.
MANILA • GUANGZHOU

SPRING 2022



INDEX

CHAIRS	SIDE CHAIRS	01-16
	ARM CHAIRS	17-24
	WOODEN CHAIRS	25-32
	PLASTIC CHAIRS	33-36
	UPHOLSTERED CHAIRS	37-42

SOFAS	43-66
--------------	-------

TABLES	67-82
---------------	-------

DECORATIONS	83-86
--------------------	-------


REMARK



Materials: **NEW**



Regular Colors:



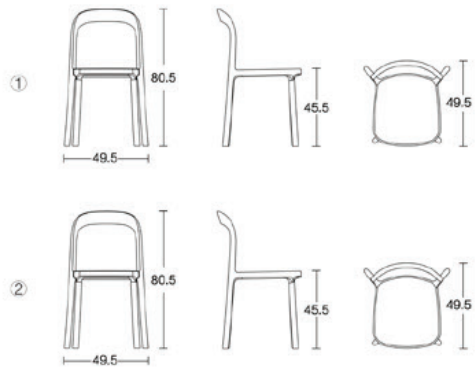

Selectable Colors:



STRATOS

NEW

Designed by **Claudio Bellini**



Selectable Colors-PP:



Regular Colors:



Different from traditional seats, STRATOS adopts a hollow seat back design. Its shape looks like a streamer and a picture frame, framing a corner of the beautiful scenery. The legs of the chair are slightly tilted outwards to provide the best stability. The unique design makes STRATOS very lightweight and can be lifted with one hand, which is convenient to carry and take. Its seat surface can be disassembled and assembled, and can be matched with different colors of the chair. In addition, there is a choice of wooden seat surface, so that it can be suitable for a variety of environmental spaces.

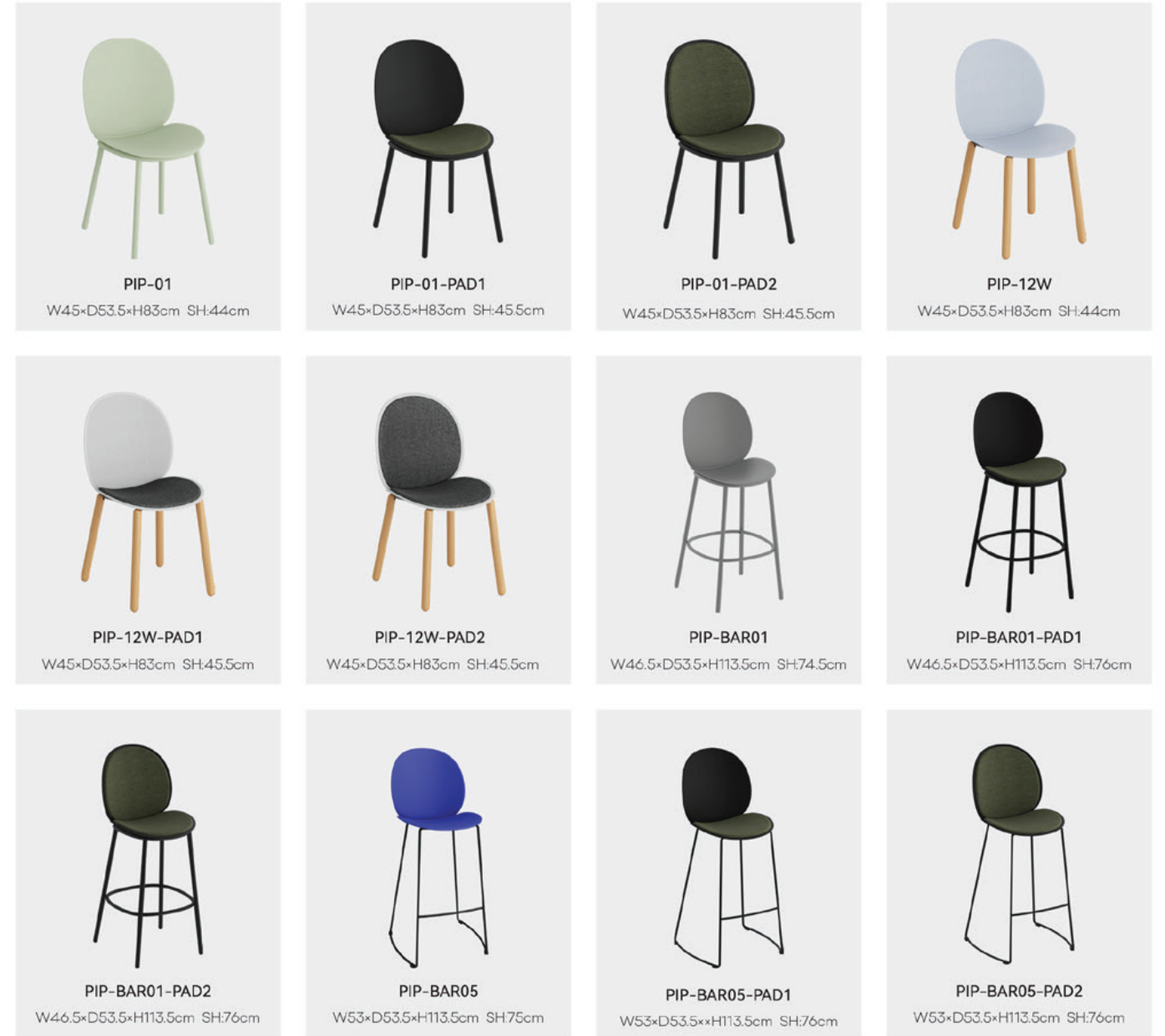


FUNCTIONSMITH, INC.

MANILA • GUANGZHOU




PIP Designed by **Claudio Bellini**



Selectable Colors-PP:



Regular Colors:



Inspired by ping-pong racket, the two circular collisions make the arc smooth and powerful, PIP chair is a multifunctional plastic chair with concise shape. This series includes four products, which perfectly fits the back line of the human body, giving users a safe and comfortable feeling. Functionally, it is also suitable for different space occasions, with a great deal of freedom in collocation.

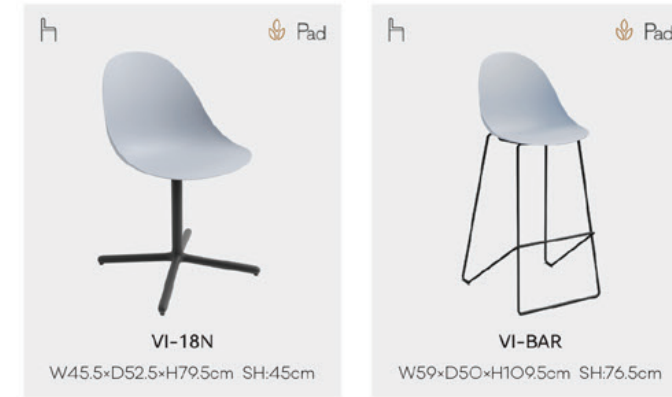
QUS


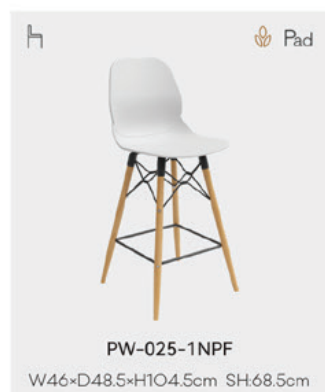



Designed by **Claudio Bellini**



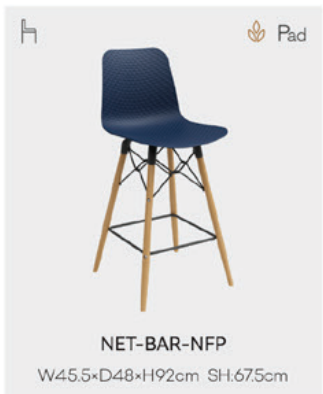


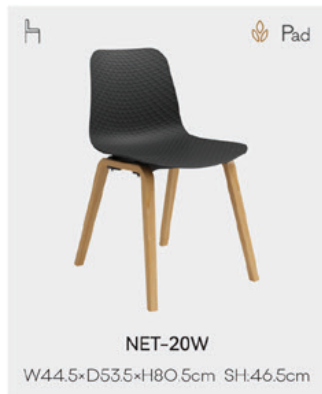



VIVID

Designed by **Chen Zhiyi**


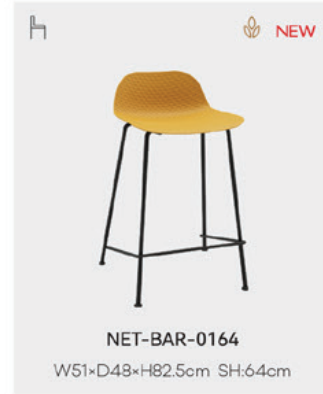




NET Designed by **Chen Zhiyi**



NET Designed by **Chen Zhiyi**





STACKS

Designed by **Claudio Bellini**




TROLLEY FOR STACKS
W77.5×D62.5×H41cm


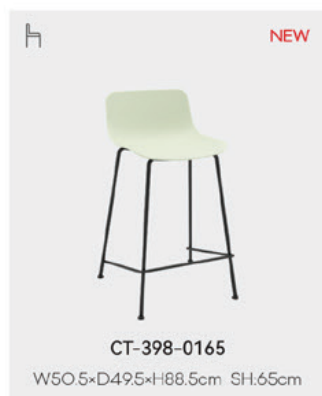







With the simplest lines, the STACKS chair deserves constant tasting. The round and curved backrest makes you relaxed. The simple but strong frame brings you safety. It saves you a lot of space because of the stackability. If needed, there is a small trolley for transferring. This is STACKS, simple and unique.



LEAF + QT

Designed by **Claudio Bellini**








CLO Designed by **Claudio Bellini**




CLO is a chair with a metal tube arc. The unique and simple arc is wrapped in comfortable sponge and cloth, which is a perfect fusion of cold and warm. The ingenious bevel angle allows users to have a more comfortable leisure experience. Put it in a corner of the room, it will not be conspicuously overwhelming, but it has a long-lasting and conserved charm for a long time.



PEDIGREE Designed by **Cai Liechao**





An elegant design from Italy, the structure of seat contains many beautiful lines and curves. Everyone is in a hurry these days while the LAZY chair allows you to have a slow life.

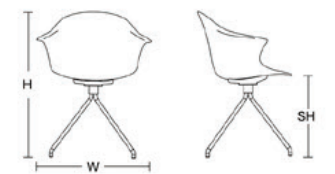

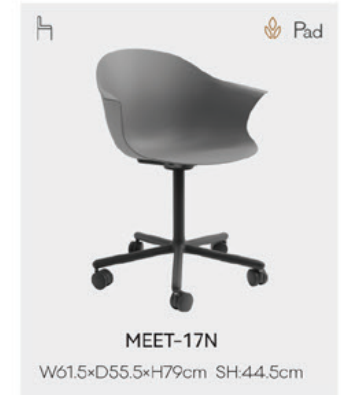





WALLY Designed by **Claudio Bellini**
















WALLY SOFA can be used for a big public space as a collection, or a small home as an independent product. It is elegant and noble. When you sit in it, it provides you a private environment. Enjoy yourself with WALLY.



MEET Designed by **Chen Zhiyi**

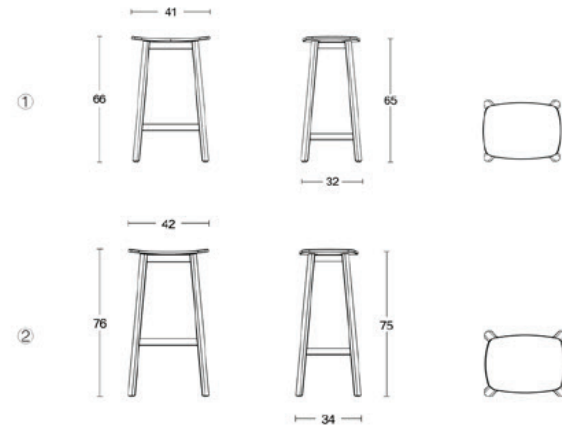


Practical, comfortable, workmanship is the most basic condition for choosing a chair. Of course, it's also the most basic attributes of "MEET". As an extension of the "magpie" chair, "MEET" continues a strong line and curved surface, smooth back of the chair with the back low front high design, accurate consideration of ergonomics, close to the spine, the hips were comfortably wrapped around the chair, elegant curve will delicate texture of convergence among them, clever and not make public.



SEDATE NEW

Designed by **Chen Zhiyi**



Staggered pedals, neat straight lines, provides more subtle and interesting visual. Symmetrical and harmonious shape, all angles are properly stressed, making the sitting more stable and free. Combined with strong ash wooden legs, it is durable, fashionable and natural. The high chair legs have simple and smooth lines, providing a scientific ergonomic sitting height. To meet the needs of transportation, SEDATE has a K/D design.

Materials: Ash

Regular Colors: White Black Navy Blue Klein Blue

Selectable Colors: Oak



ANDES NEW

Designed by **Chen Zhiyi**



ANDES Size:W45.5×D51×H76.5cm SH:44.5cm



Based on the needs of the user, ANDES has a beautiful radian. The round and wide curved seat back fits user's back with natural and smooth lines, fully emphasizing the uniformity of force, and relatively delicate harp-shaped hollowing. Light weight, easy to carry for daily use.



Materials:



Ash

Regular Colors:



White Black Navy Blue Klein Blue

Selectable Colors:

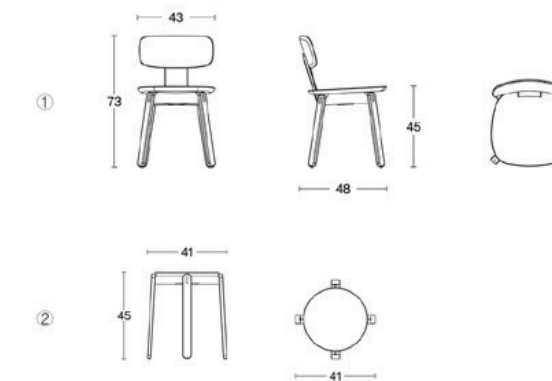



Oak



BLOCKS NEW

Designed by **Chen Zhiyi**



BLOCKS takes the curve as the power, the soft and rounded seat surface and the seat back are connected by an I-shaped connection. Because of the wide and thick curved surface design, the contact area with the back is increased. It is beautiful and fits the curve.

Materials:



Ash

Regular Colors:



White Black Navy Blue Klein Blue

Selectable Colors:



Oak

GEO NEW

Designed by **Carlos Chen**

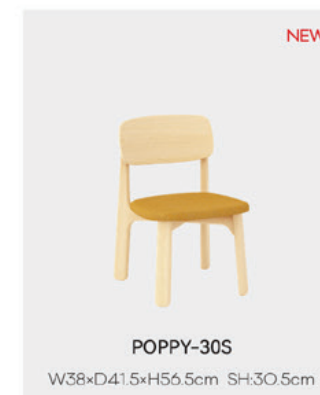
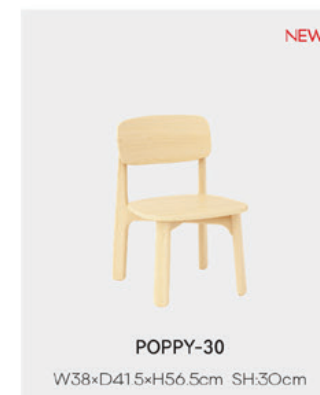






GEO Size: W46×D46.5×H72cm SH:43cm

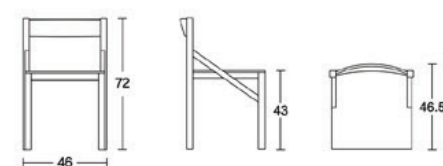
GEO is a very stylized work. The designer uses a few simple straight lines to construct this geometric solid wood chair. It has the functional characteristics of disassembly and assembly, the parts are clear and concise, and the assembly is simple and easy to understand. The package size after tiling is less than 0.04 cubic. Greatly reduce the space cost of storage and transportation. The curved shape of the backrest provides comfortable feeling, and at the same time adds a soft color to GEO.



POPPY Designed by Favaretto & Partners




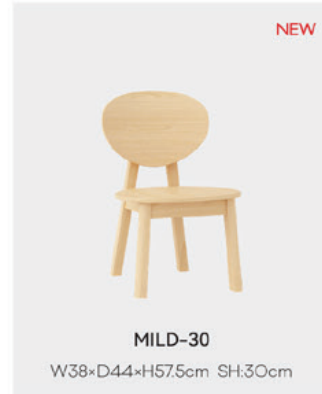
The design of POPPY is elegant and the backrest is slightly curved to fit the line of the human back. The beech wood is carefully selected, safe and durable, and can be used as a low-key but outstanding choice, returning to a simple but elegant life.



Materials & Regular Colors:

- Oak
- Beech
- White
- Black
- Navy Blue
- Klein Blue








MILD's simple and smooth shape relieves visual stress and relieves the burden of complicated life. Enough sitting depth and enough relaxing space provide a resting place for the tired body. Reasonable design makes it stable in structure and not afraid of shaking; high-quality materials and tough wood make the user feel comfortable.



Wood Chair



Plastic Chair



Plastic Chair








Plastic Stool



Upholstered Chair



PAD&UPHOLSTERED COMPARISON

QUS-P05

REGULAR	PAD	UPHOLSTERED
QUS-01	QUS-01-PAD	/
QUS-05	QUS-05-PAD	/
QUS-08WNP	QUS-08WNP-PAD	/
QUS-09N	QUS-09N-PAD	/
QUS-11W	QUS-11W-PAD	/
QUS-15N	QUS-15N-PAD	/
QUS-17N	QUS-17N-PAD	/
QUS-18N	QUS-18N-PAD	/
QUS-BAR	QUS-BAR-PAD	/

QU-P019

REGULAR	PAD	UPHOLSTERED
QU-01	QU-01-PAD	/
QU-05	QU-05-PAD	/
QU-08WNP	QU-08WNP-PAD	/
QU-09N	QU-09N-PAD	/
QU-11W	QU-11W-PAD	/
QU-15N	QU-15N-PAD	/
QU-17N	QU-17N-PAD	/
QU-18N	QU-18N-PAD	/

VIVID-P06

REGULAR	PAD	UPHOLSTERED
VI-01	VI-01-PAD	VI-01S
VI-05	VI-05-PAD	VI-05S
VI-09	VI-09-PAD	VI-09S
VI-09N	VI-09N-PAD	VI-09NS
VI-18N	VI-18N-PAD	VI-18NS
VI-10	VI-10-PAD	VI-10S
VI-15N	VI-15N-PAD	VI-15NS
VI-08WNP	VI-08WNP-PAD	VI-08WNPS
VI-25	VI-25-PAD	VI-25S
VI-26TR	VI-26TR-PAD	VI-26TRS
VI-26	VI-26-PAD	VI-26S
VI-BAR	VI-BAR-PAD	VI-BARS

LZ-P20

REGULAR	PAD	UPHOLSTERED
LZ-01	/	LZ-01S
LZ-05	/	LZ-05S
LZ-06	/	LZ-06S
LZ-09	/	LZ-09S
LZ-03W	/	LZ-03WS
LZ-12W	/	LZ-12WS
LZ-15N	/	LZ-15NS
LZ-09N	/	LZ-09NS
LZ-17N	/	LZ-17NS
LZ-18N	/	LZ-18NS

CT-P07

REGULAR	PAD	UPHOLSTERED
CT-615	CT-615-PAD	CT-615S
CT-616	CT-616-PAD	CT-616S
CT-617	CT-617-PAD	CT-617S
CT-617N	CT-617N-PAD	CT-617NS
CT-618N	CT-618N-PAD	CT-618NS
CT-617-1	CT-617-1-PAD	CT-617-1S
CT-625N	CT-625N-PAD	CT-625NS
PW-025NP	PW-025NP-PAD	PW-025NPS
CT-619	/	CT-619S
CT-626	CT-626-PAD	CT-626S
CT-616-1	CT-616-1-PAD	CT-616-1S
PW-025-1NFP	PW-025-1NFP-PAD	PW-025-1NFPS
PW-061	PW-061-PAD	PW-061S

NET-P10

REGULAR	PAD	UPHOLSTERED
NET-01	NET-01-PAD	NET-01S
NET-05	NET-05-PAD	NET-05S
NET-09	NET-09-PAD	NET-09S
NET-09N	NET-09N-PAD	NET-09NS
NET-18N	NET-18N-PAD	NET-18NS
NET-10	NET-10-PAD	NET-10S
NET-15N	NET-15N-PAD	NET-15NS
NET-08WNP	NET-08WNP-PAD	NET-08WNPS
NET-07	/	NET-07S
NET-11W-Y	NET-11W-Y-PAD	NET-11W-YS
NET-11W	NET-11W-PAD	NET-11WS
NET-20W	NET-20W-PAD	NET-20WS
NET-BAR-W	/	NET-BAR-WS
NET-BAR	/	NET-BARS
NET-BAR-NFP	NET-BAR-NFP-PAD	NET-BAR-NFPS

MEET-P22

REGULAR	PAD	UPHOLSTERED
MEET-09N	MEET-09N-PAD	MEET-09NS
MEET-18N	MEET-18N-PAD	MEET-18NS
MEET-17N	MEET-17N-PAD	MEET-17NS
MEET-15N	MEET-15N-PAD	MEET-15NS
MEET-09	MEET-09-PAD	MEET-09S
MEET-06	MEET-06-PAD	MEET-06S
MEET-03W	MEET-03W-PAD	MEET-03WS
MEET-08WNP	MEET-08WNP-PAD	MEET-08WNPS
MEET-10	MEET-10-PAD	MEET-10S

P12

REGULAR	PAD	UPHOLSTERED
CT-603	/	CT-603S
CT-605	/	CT-605S
CT-606	/	CT-606S
CT-606N	/	CT-606NS
CT-621N	/	CT-621NS
CT-606-1	/	CT-606-1S
CT-622N	/	CT-622NS
PW-030NP	/	PW-030NPS
CT-620	/	CT-620S
CT-623	/	CT-623S
PW-031-2	/	PW-031-2S
CT-602	/	CT-602S


FL-P23

REGULAR	PAD	UPHOLSTERED
FL-05	/	FL-05S
FL-09N	/	FL-09NS
FL-18N	/	FL-18NS
FL-17N	/	FL-17NS
FL-15N	/	FL-15NS
FL-09	/	FL-09S
FL-06	/	FL-06S
FL-03W	/	FL-03WS
FL-08WNP	/	FL-08WNPS
FL-12W	/	FL-12WS
FL-07	/	FL-07S


OTHERS

REGULAR	PAD	UPHOLSTERED
HOLE-01	/	HOLE-01S
HOLE-05	/	HOLE-05S
PW-021	/	PW-021S
PW-027NP	/	PW-027NPS
SLOW	/	SLOWS
POD-02W	/	POD-02WS
POD-05W	/	POD-05WS
HP-01	/	HP-01S
HP-05	/	HP-05S
HP-20W	/	HP-20WS
CT-390	/	CT-390S
CT-393	/	CT-393S
CT-398	/	CT-398S

PAD



MEET-18N-PAD
W61.5xD53.5xH79.5cm SH.47cm



NET-11W-Y-PAD
W46xD51.5xH80.5cm SH.46cm




PW-025NP-PAD
W46.5xD48.5xH83cm SH.48.5cm



QU-09N-PAD
W59.5xD57xH84.5cm SH.46.5cm

UPHOLSTERED



FL-12WS
W60xD60xH85cm SH.48cm



CT-622NS
W51xD49.5xH80.5cm SH.47cm



VI-05S
W54xD55xH78.5cm SH.45cm

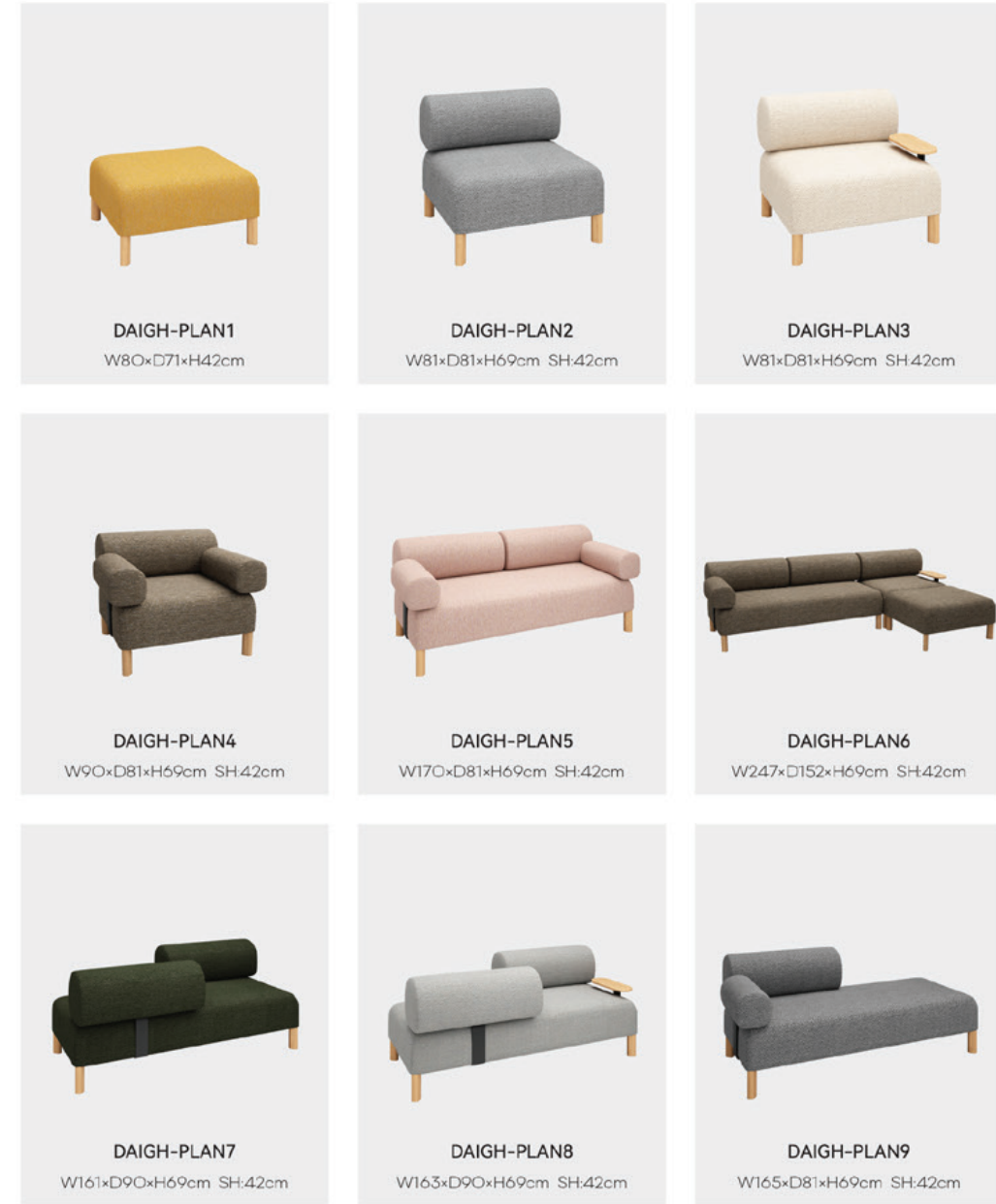


NET-09S
W45.5xD48xH78cm SH.47.5cm






DAIGH NEW
Designed by **Carlos Chen**

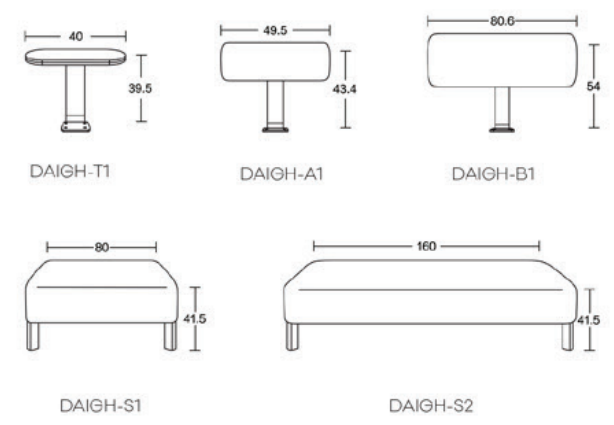


DAIGH integrates the concept of dough with the sofa. Just like the plasticity of dough, DAIGH has an unconventional combination method, unit module design, components can be disassembled and assembled at will, and the armrests and back cushions can be arbitrarily matched and placed, not limited to a single sofa. The combination mode can meet various needs, enjoy comfortable DIY customization, and adapt to the combination of different spaces. It can be deleted according to needs, bringing a new home experience to consumers who pursue fashion and personalization.

Combination



Parts



Metal Color:



Wooden Legs Colors:



Fabric: please refer to the color swatch.



HILDA

NEW

Designed by **Claudio Bellini**



HILDA-S1

W100×D80×H72cm SH.41cm



HILDA-S2

W171×D80×H72cm SH.41cm



HILDA-ST

W171×D80×H72cm SH.41cm



HILDA-T1

W44.5×D44.5×H45cm



HILDA-T2

W110×D59.5×H32cm



HILDA-F3

W169×D45×H99cm

Desktop Color:



Beech

Wooden Legs Colors:



Beech



Red



Dark blue

Fabric: please refer to the color swatch.

The HILDA series is a big family, including a variety of products, the overall style is soft and unified. The sofa is composed of a thick soft bag and a solid wood frame. The quilting technology makes the soft cushion not look bloated in terms of visual effect, and it is soft and comfortable in actual use. The large and deep seat cushion is connected to the leg frame with a tether, which can be easily disassembled during cleaning. The coffee table bookshelf abandons the square support structure and adopts a staggered structure. The rounded corners of the tabletop are in the same line as the rounded arc of the sofa. According to the actual needs of the space, the whole series can be freely combined and matched.



JOY NEW

Designed by **Palomba Serafini Associati**



JOY Size:W58.5×D60.5×H63.5cm SH:37.5cm

JOY's design refined the lines of ancient bronze wine vessels, combined with modern industrial design, and combined the BC cultural silhouette with contemporary design aesthetics. Finally we got such a work that conforms to modern aesthetics and has no lack of design connotations. The forward curvature of the seat back allows the human body to lean comfortably. The precise inclination of the legs of the chair creates a stable support, and the filling of multiple layers of materials makes the cushion soft and not easy to collapse. JOY has achieved both design and practicality, just as its name, hopes to bring you a pleasant experience.


Regular Colors:



Fabric: please refer to the color swatch.



MU NEW



MU-1S
W45×D40×H26.5cm



MU-2S
W100×D40×H26.5cm




MU-1
W45×D40×H24.5cm



MU-2
W100×D40×H24.5cm

Fabric: please refer to the color swatch.



In addition to its concise and cute shape, the biggest feature of the MU series is its multifunctional use. As a shelf, it can be stacked in multiple layers to increase storage space. With a soft cushion, it is a comfortable leisure stool. After removing the caps of the legs, four layers can be stacked, and the structure is stable and reliable. The seat of the soft bag is comfortable and not easy to deform. You can adjust the number of layers according to actual needs to increase the height of the cushion (maximum two layers). A variety of uses with different size options can be applied to various sizes of space.



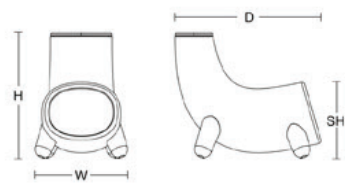


DYNO

Designed by Favaretto & Partners



FUNCTIONSMITH, INC.
MANILA • GUANGZHOU



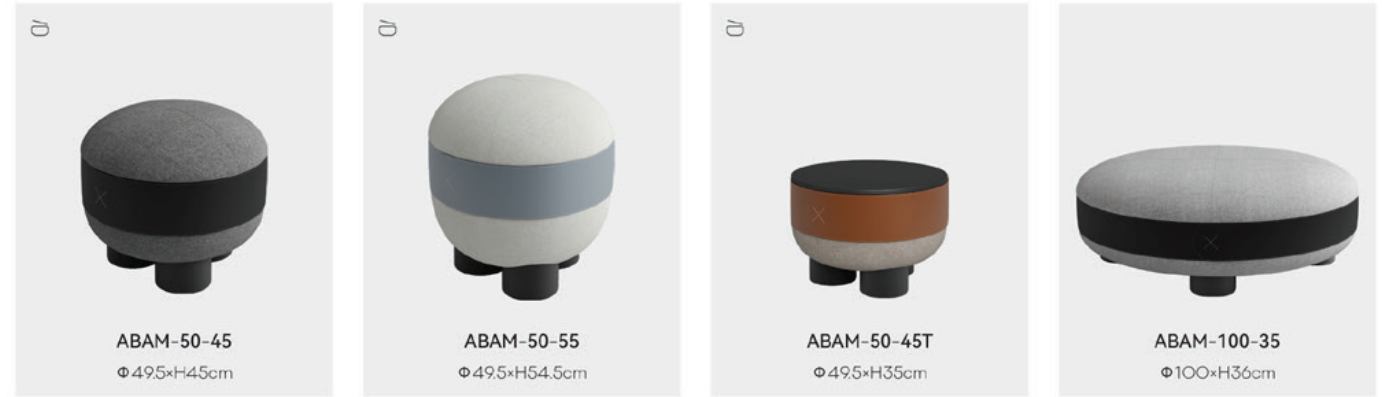
The designer uses a simple arc to outline an imaginative work, which is like a slide, and also like a charming little sea lion. Such a childlike design makes people feel close. DYNO not only has a good-looking appearance, but also has a very comfortable experience to spend a happy parent-child time.

Fabric: please refer to the color swatch.

DYNO Size:W54.5×D86×H74cm SH:44.5cm

ABAM

Designed by Favaretto & Partners




Imagine a round fat animal. This is what ABAM sofa looks like. The whole funny design makes people feel warm and happy. A special belt in different color makes the animal look more vivid. There is a hidden function of storage, And there is also a matched coffee table, making the ABAM family complete.



QU-L

Designed by **Claudio Bellini**



Regular Colors/Metal Frame:




Fabric: please refer to the color swatch.



BAY

Designed by **Claudio Bellini**



Regular Colors(PP SEAT):



Fabric: please refer to the color swatch.



As a derivative lounge chair of the QUQU series, QU-L continues the sculptural decorative line and wide sitting depth on the chair back to ensure maximum comfort. The soft cushion allows you to immerse yourself in it, and the high comfort allows you to relieve the fatigue in life. With the same series of plastic back chairs, there are more space options.



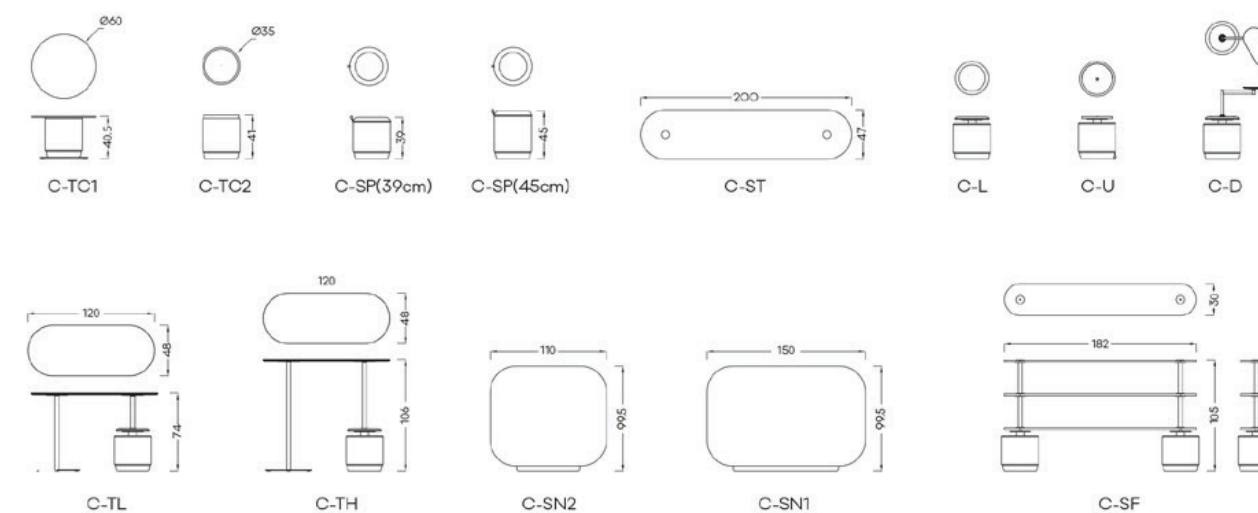
CHAIN

Designed by **Claudio Bellini**

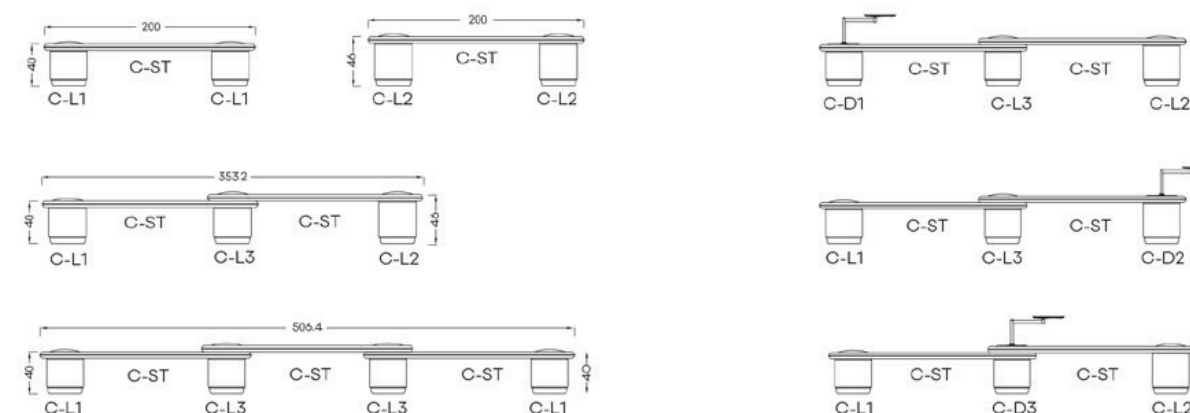
The CHAIN collection contains sofa bench, sofa stool, sofa table and screen. Such a collection is more suitable for modern and future public space. It fits well for current office environment. The CHAIN concept is from the idea connection. If needed, it could be connected as long as you want.

The different height and width of seat can provide enough comfort feeling. A big screen can also provide users an private space.

Parts



Combination






..... = ∞

Fabric: please refer to the color swatch.



WALLY Designed by **Claudio Bellini**



WALLY SOFA can be used for a big public space as a collection, or a small home as an independent product. It is elegant and noble. When you sit in it, it provides you a private environment. Enjoy yourself with WALLY.

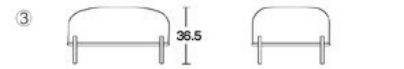
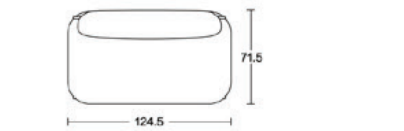
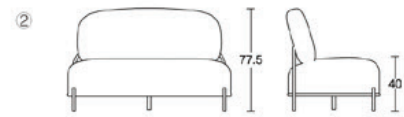
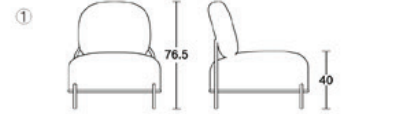
Fabric: please refer to the color swatch.

SOFA-06

Designed by Robert Admiraal

It was a tubular armchair from the 1950s that inspired designer Robert Admiraal to create the Midnight collection. The idea was to create a chair with a distinctive silhouette consisting of a tubular metal frame and soft comfortable cushions.

The result is a range of models which can both fill a room on their own and form part of an ensemble.



- ① **SOFA-06-01** Size:W66.5×D71×H76.5cm SH:40cm
- ② **SOFA-06-02** Size:W124.5×D71.5×H77.5cm SH:40cm
- ③ **SOFA-06-T** Size:W66.5×D50.5×H36.5cm

Fabric: please refer to the color swatch.

INSPIRATION

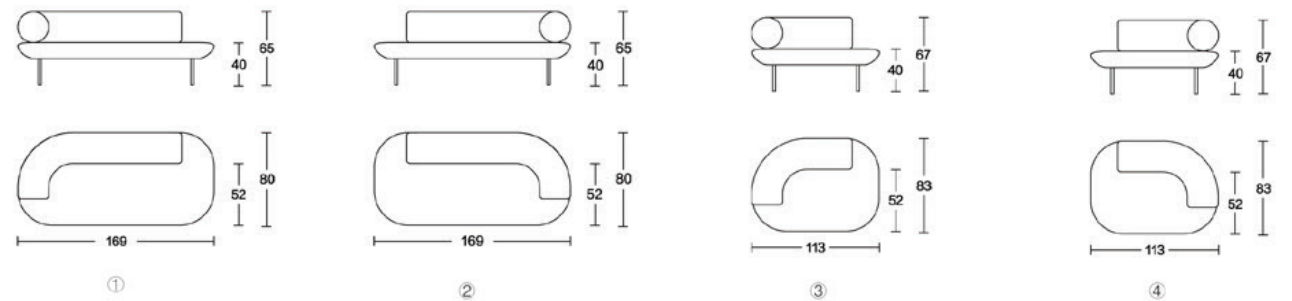
Designed by But Design Studio



The design of sofa is inspired by the transition of unlimited extension, in order to adapt the wide space. Whether it's the small household space or public waiting area. Like the library/hotel lobby etc, all will be perfectly integrated.

- ① **CSC472R** Size:W169×D80×H65cm SH:40cm
- ② **CSC472L** Size:W169×D80×H65cm SH:40cm
- ③ **CSC471R** Size:W113×D83×H67cm SH:40cm
- ④ **CSC471L** Size:W113×D83×H67cm SH:40cm

Fabric: please refer to the color swatch.



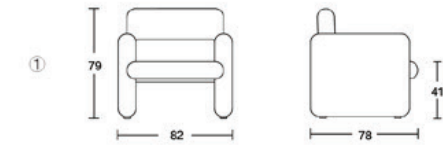


BHT

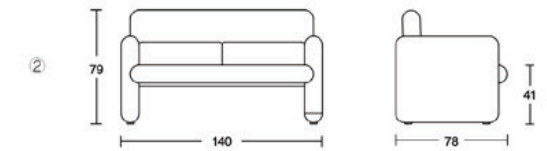
Designed by **Mario Mazzer**



BHT501S Size:W82×D78×H79cm SH:41cm



BHT502S Size:W140×D78×H79cm SH:41cm



Simplify the design language. The armrest is also the support of the sofa. The straight lines give a simple impression. The Italian design explains well of delicacy, balance and fashion.

Fabric: please refer to the color swatch.

TOPO

Designed by **Claudio Bellini**

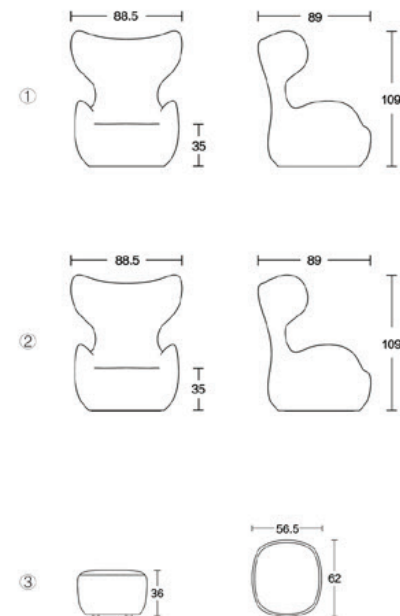
TOPO, with unique outline, subtle curve, form a top-down with composed the texture of the precipitation in space. Careful consideration of ergonomics smooth cohesion of armrest and back of the chair, echo of the ups and downs of the formation of the rhythm, like the opening arms, with supercilious attitude to welcome you in , tie-in softness full mats, make it more comfortable, discover more in the same time.

① **TOPO** Size:W88.5×D89×H109cm SH:35cm

② **TOPO-R(swivel)** Size:W88.5×D89×H109cm SH:35cm


③ **TOPO-T** Size:W62×D56.5×H36cm

Fabric: please refer to the color swatch.

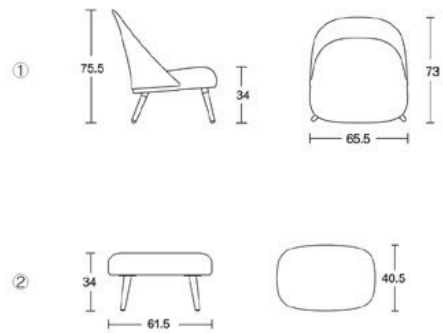


NEST

Designed by Robert Admiraal



Fabric: please refer to the color swatch.



① **RX-12W** Size:W65.5×D73×H75.5cm SH:34cm

② **RX-T** Size:W61.5×D40.5×H34cm





Fabric: please refer to the color swatch.



BUD NEW
Designed by **Chen Zhiyi**

FUNCTIONSMITH, INC.
MANILA • GUANGZHOU



Bud's desktop has soft lines, like a pea in shape. With just the right arc to embrace the curve, fit the human body, and provide space for the users. Rounded lines and corners, fine wood textures create a harmonious atmosphere. The designer added double triangular supports to the H-shaped table legs, showing the beauty of strength and structure, and precise connection. The light and line-like iron structure can also provide stable support, and the water-drop-like foot pads increase the force surface, making the overall look more capable, just like the growing peas try to break the ground.

TB-20 Size: L142.5×W74×H75cm



Desktop Colors:

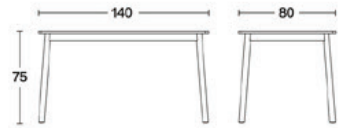


Table Legs Colors:





TB-21-80140 Size: L140xW80xH75cm



More choices:



- ① TB-21-8080
Size: L80xW80xH75cm
- ② TB-21-80120
Size: L120xW80xH75cm
- ③ TB-21-80160
Size: L160xW80xH75cm
- ④ TB-21-60120
Size: L120xW60xH75cm



⑤

- ⑤ TB-21-110
Size: Ø110xH75cm

Regular Colors:

		
Oak	White	Black



TB-21-80140SLAB Size: L140xW80xH74.5cm

More choices:

- ① TB-21-80120SLAB
Size: L120xW80xH74.5cm
- ② TB-21-80160SLAB
Size: L160xW80xH74.5cm

Regular Colors:

	
White Slab	
	
Oak	Klein Blue



VERTICAL ^{NEW}

Designed by Chen Zhiyi



TB-22-80140 Size: L140×W80×H75cm

The vertical adopts the design of thick wooden table legs. The table top and table legs are vertically built. The square structure is firm and stable without shaking. It can be placed stably even against the wall. In order to weaken the thick feeling of wood, the junction is also designed with grooves, which makes the whole design more playful and smart and enhances the visual highlights.

More choices:

- ① **TB-22-8080**
Size: L80×W80×H75cm
- ② **TB-22-80120**
Size: L120×W80×H75cm
- ③ **TB-22-80160**
Size: L160×W80×H75cm

Regular Colors:



- ① **TB-22-80140SLAB**
Size: L140×W80×H75cm



More choices:

- ② **TB-22-80120SLAB**
Size: L120×W80×H74.5cm
- ③ **TB-22-80160SLAB**
Size: L160×W80×H74.5cm

Regular Colors:



TB-19

Designed by **Claudio Bellini**



TB-19-120240
L240xW120xH75cm




TB-19-90180
L180xW90xH75cm



TB-19-80160
L160xW80xH75cm



Regular Colors:



TB-15

Designed by **Chen Zhiyi**



TB-15-K6060L
L60xW60xH45cm



TB-15-K8080L
L80xW80xH45cm



TB-15-K6060M
L60xW60xH75cm



TB-15-K8080M
L80xW80xH75cm



TB-15-K60L
Φ60xH45cm



TB-15-K80L
Φ80xH45cm



TB-15-K60M
Φ60xH75cm



TB-15-K80M
Φ80xH75cm




TB-15-K6060H
L60xW60xH110cm



TB-15-K60H
Φ60xH110cm

Table top regular Colors:

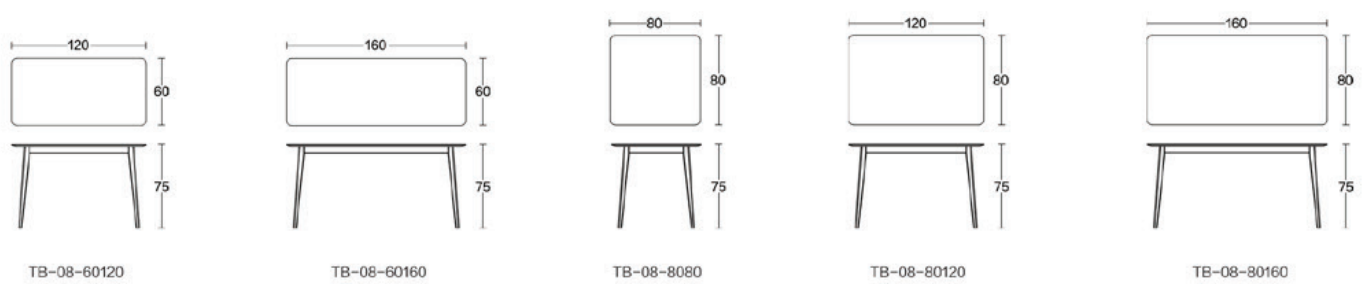


TB-08

Designed by **Chen Zhiyi**





Regular Colors:
 Black
 White
 Gray

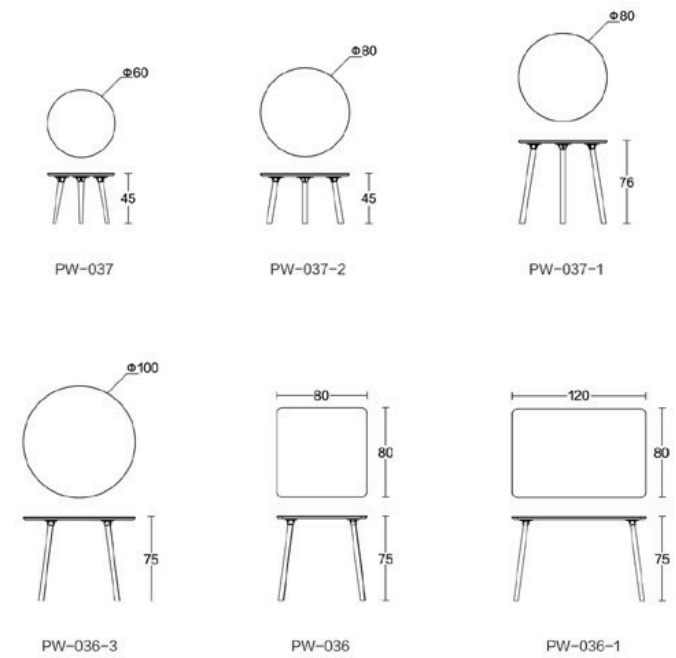


PW-036

Designed by **Chen Zhiyi**


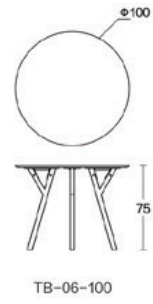
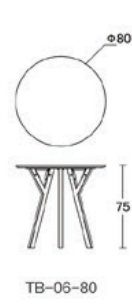




Regular Colors:
 Black
 White
 Wood grain




TB-06

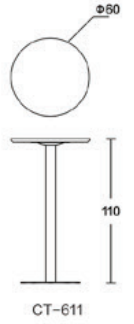
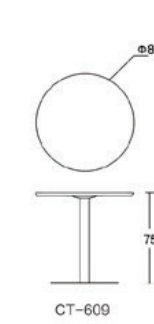
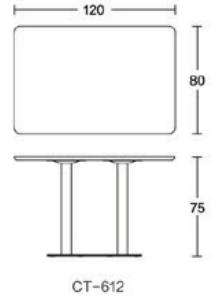
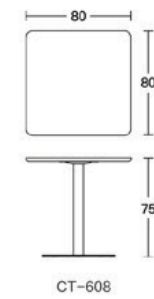
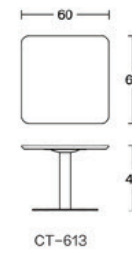

Designed by **Mario Mazzer**



Regular Colors:



Designed by **Chen Zhiyi**




Regular Colors:



TB-17


Designed by **Chen Zhiyi**








Regular Colors:



Black White Gray

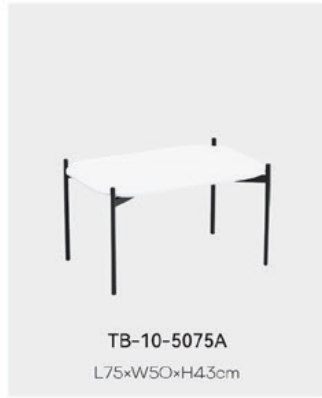


Regular Colors:
 Black
  White
  Gray

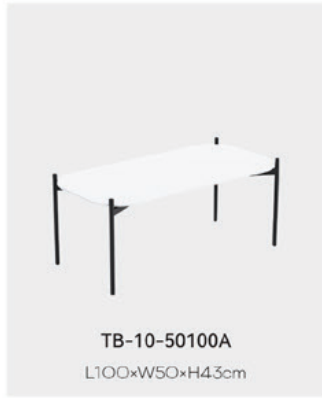




TB-10-5050A
L50xW50xH43cm



TB-10-5075A
L75xW50xH43cm



TB-10-50100A
L100xW50xH43cm



TB-10-5075B
L75xW50xH63cm



TB-10-50100B
L100xW50xH43cm



TB-09-01N
L55xW54xH44.5cm



TB-09-02N
L88xW58xH40cm



TB-09-03N
L130xW60xH40cm



BDS2545P
L125.5xW50xH45cm



BDS2545L
L125.5xW50xH45cm



TB-12(44cm)
L41xW30.5xH44cm



TB-12(60cm)
L41xW30.5xH60cm



TT-01
L57.5xW37xH59cm




PW-026
L36xW50xH59cm



TOWER-01
L40xW40xH33.5cm



TOWER-02
L40xW40xH60.5cm




TR-S-30
Φ45.5xH30cm




TR-B-30
Φ54.5xH30cm




TR-S-44
Φ45.5xH47cm



DOMO
L61xW42.5xH56.5cm



TR-SB-61
Φ54.5xH61cm



TR-B-70
Φ54.5xH70cm



TR-SB-81
Φ54.5xH81cm

DOMO-Regular Colors
(plate & metal):


 Black Klein Blue



DFA1705H
L100×W40×H164.5cm



DFA1705L
L100×W40×H94.5cm



STA-01
L100×W41×H170cm



DXF1502
L125.5×W39×H170cm



CR-02-80
L80×W54.5×H142cm



CR-02-100
L104×W54.5×H142cm



DOE1046
L106.5×W46.5×H76cm



CU
Φ32×H60cm



FP-01
L51.5×W48×H91cm



FP-05W
Φ16.5×H26cm Φ16.5×H33cm



DF-02
L275×W275×H77cm



DF-01
L275×W275×H158cm



BIRD
L11.5×W10×H9.5cm



AS
L40×W12×H38.5cm



BLO4145
L41×W41×H45.5cm



TB-07
L43×W43×H72.5cm

