







PRODUCTS, L.L.C.

6100 Summer Ave. Memphis, TN 38134

901.382.4482-Office/901.382.0637-Fax

www.jmpproducts.com

Lever Lock Functions

Outside/Inside	Function	ANSI No.	Function Description
	Passage	F75	Latchbolt operated by lever from either side at all times.
	Privacy	F76	Latchbolt operated by lever from eitherside. Outside lever is locked by push button inside and unlocked by emergency release outside, rotating inside lever or closing door.
	Entry/Office	F82	Turn/push button locking. Pushing and turning button locks outside lever requiring use of key until button is manually unlocked. Pushing button locks outside lever until unlocked with key or inside lever is turned. Deadlocking latchbolt operated by inside lever at all times.
	Classroom	F84	Deadlocking latchbolt operated by lever from either side except when outside lever is locked from outside by key. When outside lever is locked, latchbolt is operated by key in outside lever or by rotating inside lever.
	Storeroom	F86	Deadlocking latchbolt operated by key in outside lever or rotating inside lever. Outsided lever is always locked.
	Single Dummy		Single dummy trim for one side of door. Lever is rigid.

<p>LEFT HAND Hinges on Left Opens Inward</p> 	<p>RIGHT HAND Hinges on Right Opens Inward</p> 
<p>LEFT HAND REVERSE Hinges on Left Opens Outward</p> 	<p>RIGHT HAND REVERSE Hinges on Right Opens Outward</p> 

Stand on the secure side of the door (where you would insert your key). For pairs, determine the hand of the active leaf. The active leaf is typically the door with the lockset. Both leaves may be active.