



Peter Sawyer

Home schooling pack

Creative Writing - Setting

I've been writing ever since I was a teenager, scribbling bad sci-fi and contemporary short stories in a notebook on the school bus. I've now got 10 books published through Amazon and am currently co-writing a trilogy to be published together in October 2020.

As so many people have so much time, I'm putting together a pack to help you write your first complete short story or novel or just as fun things to do with the days of lockdown. Each part could be a short activity or stretch it out as long as you want. My writing style is very organic, I'm not very good at planning things out but I've tried to make this as usable as possible!

I'm not a teacher, but I am a history graduate and I've been doing Living History for 2 years. Covid-19 has hit my business hard, it's unlikely that I'll be working again before September but I'm fortunate that I don't have any children to look after. So, for anyone who's having to try their hand at home-schooling, I've put together this education pack based on my work as an author and my Living History workshops. Feel free to print, copy and distribute this pack as far and wide as you want.

I'll also be doing packs on:

- Vikings and Saxons
- Ancient Roman society
- Ancient Roman army
- Ancient Greece- Athens
- Ancient Greece- Sparta
- Medieval
- World War One
- World War Two
- More creative writing exercises
- Favourite books
- More to follow

*Keep an eye on www.peter-sawyer.com
or "Peter Sawyer, author" on Facebook or Twitter*

You'll need:

- Whatever you're most comfortable writing with- pen or pencil
- Whatever you're most comfortable drawing with
- An A4 notebook/pad/paper
- If you prefer, you could do this all on a laptop or tablet: you'll need a writing programme like Microsoft Word and a drawing one such as Microsoft Paint

- *Things to do are marked like this*

Ideally, you need to have done Part 1- Character before this but this can be done first if you haven't settled on your character yet.



Part 2- Setting

Your setting is where your story happens. An important part of this is the type of book you're writing. If you're writing sci-fi or fantasy, you'll have to create a new world/universe/reality from scratch. If you're writing a contemporary story in your hometown, you'll have the map in your head and can always use Google Maps to refresh your memory. If you're going historical, you might need to do some research.

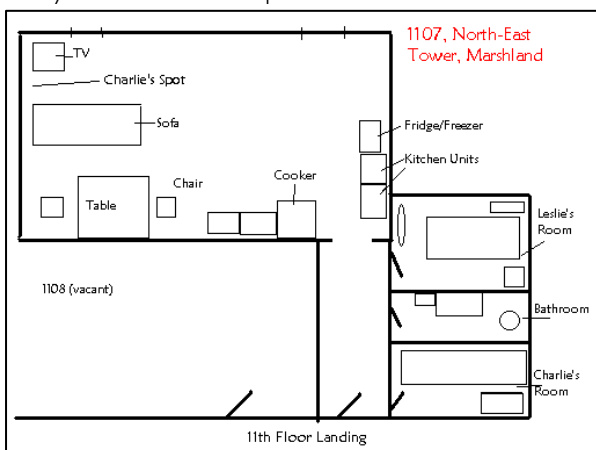
- *Take a moment to explore the big picture of your setting: a desert island in the 1600s, suburban Manchester 1980, the planet Altor IV in 2232.*

Take a tour of where your character lives, use your main character from Part 1 as a tour guide, or do it yourself. What's the place like? What can the character see, feel, hear, smell, taste? What do they like about it? What do they dislike? Are they comfortable there or gagging to leave?

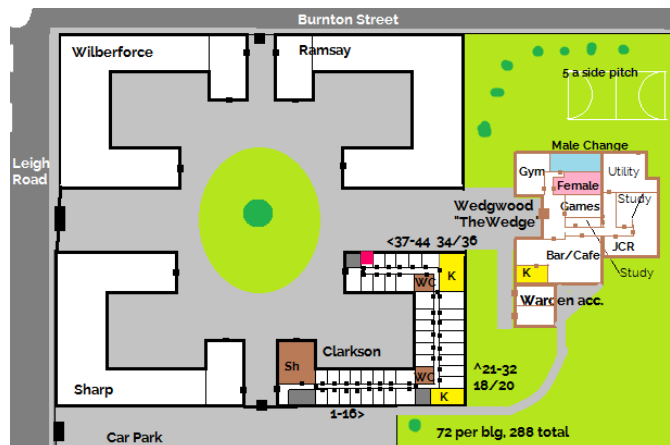
This might be a key part of your story: maybe the main character's trying to get home or get away from home? Maybe they are ripped away from it or thrown out of it.

- *Write a short scene, 300-500 words, of your character taking a walk around their home. Write about who and what they see, what's happening around them, any internal or external dialogue that might occur.*

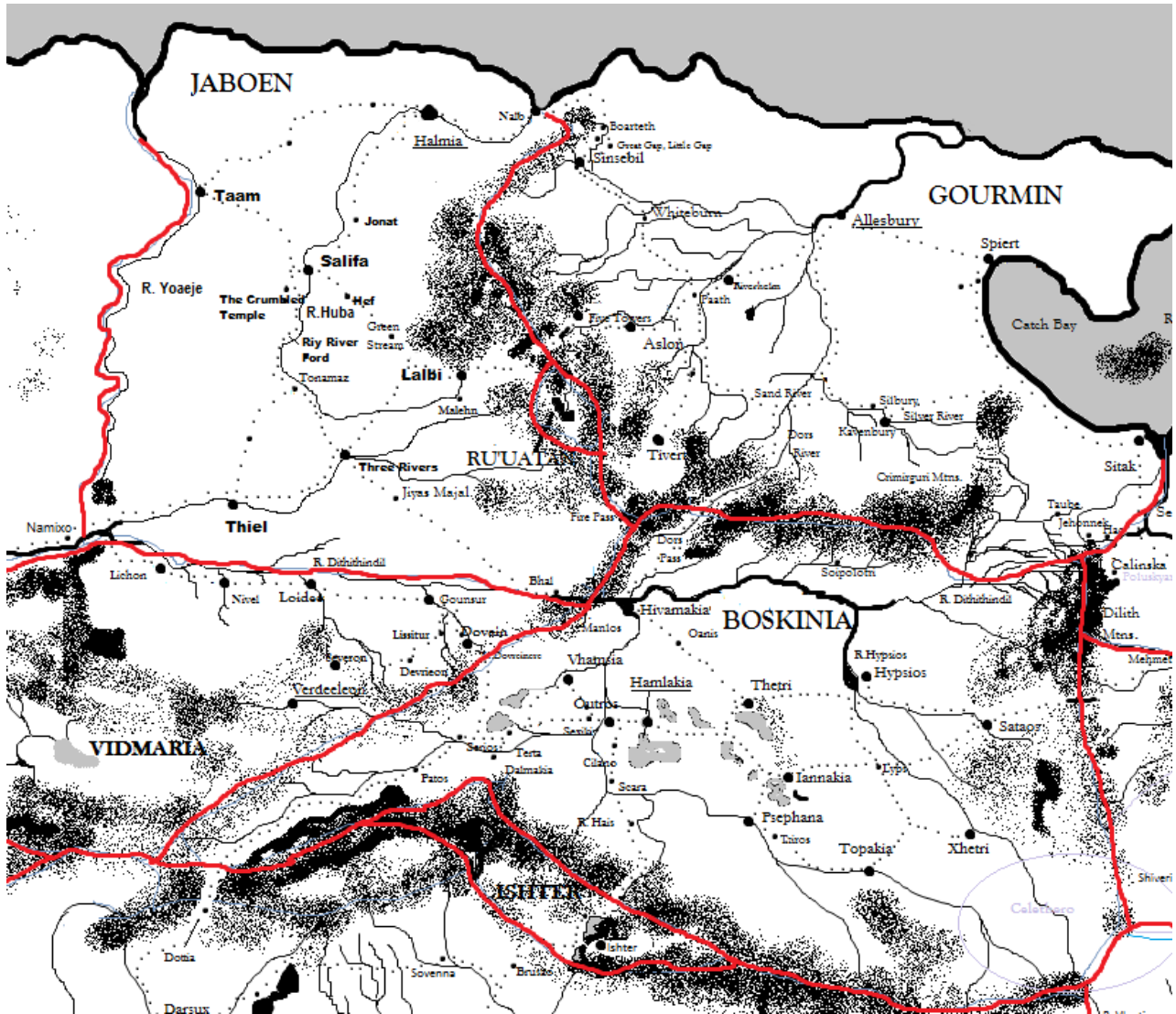
I'm a big map artist. I use Microsoft Paint to create my maps as I do all my writing on a laptop (I used to scribble in notebooks but I have a nerve disorder that now stops me doing that). A map can really help you visualise where you are. They can be small or large scale, taking in the areas you need and can be really detailed if it helps.



This is 1107, North-East Tower, Marshland Estate. This is Charlie's house in *Someone to love* part of my *Millennium Short Stories*. It helped me see the flat in my head while I was describing it.



This is Burton Leigh Halls, based on my own university halls. This is Ceri's Halls of Residence in *Princess*. I've even detailed where each room, kitchen and toilet block is, again to help me visualise it as I write. Ceri's room is 144, highlighted pink.



This is just ONE SIXTH of my map for *Heart, Mind & Honour* showing five countries, mountains (the black specks), roads (dotted lines), significant settlements (black dots), lakes and seas (grey), rivers (dark grey lines) and national boundaries (red). It started with just the area around Salifa (middle of Jaboen) and expanded as the story did. The full map is on my website.

- *Draw a map of your main location- a freehand sketch, a detailed illustration, a Microsoft Paint creation, whatever works for you.*

Get to know your setting, you may be here a long time!

- *Write a scene in your location, not involving your character for now (although, you never know, if it works, it works!) This could be a great event in the town, a quirk of its building, a great upheaval or an invasion.*

- *using your setting, write a paragraph or two that establishes the mood/feel of your novel- comic, suspenseful, adventure-filled. Most stories start with a description of a character in place, this could be the first page of your novel!*
- *If the mood or circumstances change through the story, write a paragraph or two describing the setting at the end of the book. Has it changed at all? Has it been redeveloped, repainted or destroyed completely?*

If you haven't got your character yet, you'll need Part 1-Character

Part 3- Plot will be online Friday 17th April at www.peter-sawyer.com

