

RicoRock^{INC.}
better waterfalls, by design

2023 Modular Catalog



Cover Shot: Component Grotto Waterfall installed by Roger Brocker, Rocky Top Formations, LLC, St Louis, MO. Roger has been a top installer of RicoRock for over ten years. Installation in Ashburn, VA. special thanks to Melissa and her niece.



RicoRock^{INC.}
better waterfalls, by design

2023 is our 20th year anniversary. Over 12,000 pool owners have our product on their pool and these candid shots show why.



Kids spend more time on the waterfall than they do in the pool.



The 4 Ft Double with a custom lift kit was a dramatic addition to this pool. Picture courtesy of Heather W., Round Rock, Texas. (Pictured above.)



"We're loving our Loveseat Grotto & slide combination with steppers. It's our vacation at home! I hope this helps others make the decision to go with RicoRock. We're so glad we did!"
- Homeowner Stephanie F. in MD

Kids love to play on waterfalls and the surface of RicoRock is very user friendly. RicoRock waterfalls are made of a reinforced concrete that is strong enough to climb on if properly installed. AquaMarine Pools, TX.



The Loveseat Grotto with Jump Rocks on the side. Mad River Pools, FL.





“We like RicoRock because it adds value to the swimming pool... At the end of the day we sell more pools.” – Chris Bradford, Leisure Pools

Rich Kelly of Laurel Highlands Faux Rock discovered RicoRock as a Distributor but now installs in North Carolina. above



“I have never had a customer who didn't love the RicoRock product. I am glad I don't have to deal with the headaches of natural stone.”

– Gary Pivorotti, Westmoreland Pools, PA.



Kelly Norman of South Texas Pools is the premier waterfall builder for the area called the Valley of south Texas and he used natural stone exclusively until he discovered that RicoRock was easier, more predictable and did not have the leakage issues of natural stone.



“We install many salt water pools and use only RicoRock products because of their natural look and unmatched durability in a salt water environment”


– Nathan Mathews, Artisan Pools & Outdoor Living



Gray Granite, left, and Limestone, right, are our two primary color patterns. We only use a small amount of a dark stain as an antique effect and a small amount of a Rust color for the Limestone as an accent . We no longer encourage dealers to add accent colors because it often is too strong and is difficult to remove. All Acrylic Stains will fade with time. The more stain that is added the more the fading will be visible; usually in a just a few years.

If a Sandstone or Fieldstone color pattern is chosen we recommend a Sealer like Deck O Shield, available on line or with an order. The water based sealer should be applied a week or more after installation because it protects the Acrylic Colors but also seals the mortar joints, which are sometimes a source of calcium deposits.

Color Patterns




Limestone

Our default color. An off-white base with some rust accents.




Western Sandstone

Western Sandstone has reddish, rust & antique notes.




Oklahoma Sandstone

Oklahoma Sandstone has golden amber, rust & antique tones.




Gray Granite

Medium gray with antique accents.



TX Fieldstone

Strong reddish brown and rust accents with mottled antique patterns.



FL Fieldstone

Strong rust accents with black antique tones.

Like natural rock, there are many variations within each pattern. Dealers often add accent colors but it is hard to remove the Acrylic Stain color.

Recommended option: Threaded Inserts for a safety cover.

Threaded inserts allow for eye bolts and a cable to secure a pool cover but these inserts must be installed at the factory, they cannot be installed on site although inserts can be drilled into surrounding deck or coping.



What makes RicoRock different?

Our waterfalls are made of a **high tech concrete mix** also used for architectural products. The reduced weight vs. natural stone is a major improvement for shipping and installation. RicoRock waterfalls are designed to direct even a small water flow into a nice cascade. Plus they don't leak.

Faux rock has a bad reputation because there are a lot of rock products made of foam and plastics that are not suitable for outdoor waterfalls. Urethane waterfalls can deteriorate from pool chlorine in just a few years.

How It's Made

RicoRock waterfalls have realistic character and detail because they are molded from natural rock formations. Our R&D process relies on decades of experience and our designs include cascades, sheet waterfalls, and grottos in several rock styles.

Who Installs?

RicoRock is sold wholesale thru pool product distributors. The majority of our dealers are pool companies who only install for their own projects.

We have a network of Preferred Dealers that installs both standard and custom projects for pool companies or pool owners.

RicoRock dealers are responsible for all aspects of installations including engineering, building codes and workmanship. No dealers are licensed or certified representatives of RicoRock Inc. although we can verify their experience using our product.



Installation for Waterfall Kits

Kits have individual cast boulders that weigh up to 150 lbs for most designs. Masonry skills are needed for a permanent installation on a concrete pad. Multiple base pieces allow for flexible installation.



Custom Installation

Custom projects are labor intensive and require special skills to properly install using steel reinforced concrete.





Coastal Coating and Resurfacing, FL

4 Foot Double

WF 4FT

Powerful, but tranquil at the same time, the 4 FT Double is our most popular waterfall kit.


This double waterfall is perfectly scaled for a swimming pool because it is wide and has several layers that create a sheet waterfall on the left and a cascade on the right. Multiple base pieces allow it to be installed on a radius or corner.

“The waterfall is awesome.”

- ML in Montreal, QC



Structure AJM Inc.





2



3

S&D Pools, TX



4

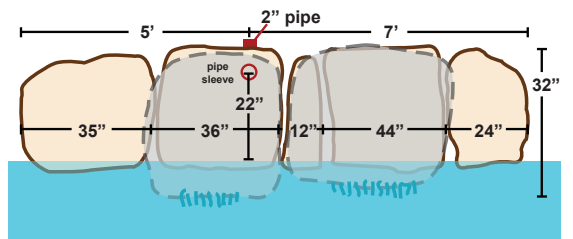
1. Shown with additional boulders.
2. Texas Fieldstone with 13" Coping.
3. Heavy rust acrylic color was added
4. Limestone color



Aquamar Pools, Puerto Rico

Footprint Base
Pieces

Height: 48 inches
Flow: 60-80 gpm
Weight: 2,000 lbs
Heaviest Piece: 240 lbs



"We added this waterfall for the grandkids but we enjoy it so much even when they are not here. My husband's grandmother who is 97 years old comes over all the time to relax by the waterfall. We had the pool 10 years before we added the waterfall and it makes all the difference."

- Marilyn, Orlando, FL



1

Texas Two Step

WF TX2

For nature lovers there is nothing like a relaxing boulder waterfall on a pool. RicoRock is easier to install than natural boulders, without the leaks.

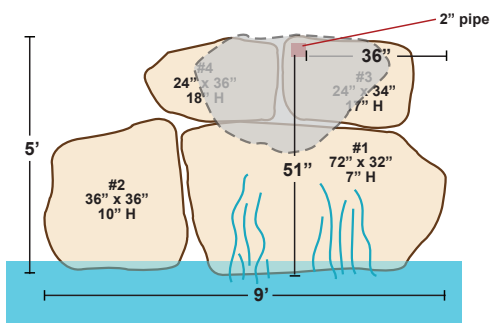
Base pieces have a 3 inch notch for a built-in look on vinyl pools or for pool remodels.

1. Western sandstone color.
2. Limestone color pattern.
3. Shown with extra boulder on the left



Texas Waterfall Guy, TX

Footprint Base Pieces



Height: 26 inches
 Flow: 15-30 gpm
 Weight: 1,200 lbs
 Heaviest Piece: 200 lbs



3

Coastal Coating & Resurfacing, FL

3 Foot Modular


WF 3FT

This mid-sized waterfall has been a classic for many years and features a clear sheet waterfall if there is enough water flow.


Shown here in Limestone color pattern right and below, gray granite in lower right.



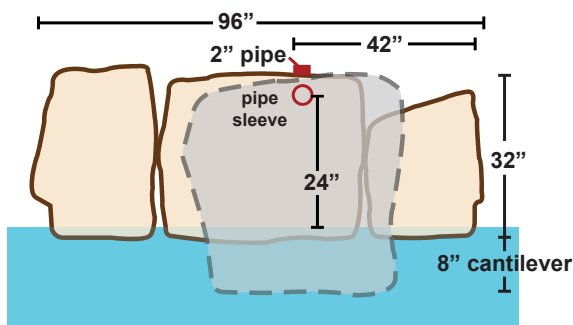
Cliff Fowler, TX



Bob's Pool, PA



Aquamarine Pools of Georgetown, TX




Footprint Base Pieces

Height: 36 inches
 Flow: 40 - 60 gpm
 Weight: 1,200 lbs
 Heaviest Piece: 240 lbs



Pool Captain, FL



Surf Side Pools, TX



Rock shims were used to level this installation since the deck sloped severely.

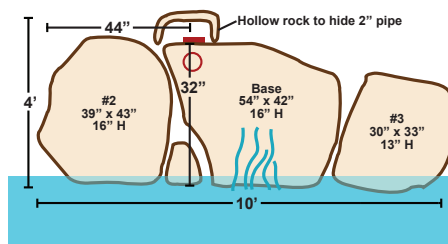
Tennessee Ledger

WF TNL

The sound of a babbling brook livens up a pool setting. This waterfall is molded from rocks of the Blue Ridge Mountains and looks great with even a small water flow.

Base piece has a 3-inch notch for a built-in look. The filter pump can be used as a water supply in most cases. Shown above in Fieldstone color pattern.

Footprint Base Pieces



Height: 32 inches
 Flow: 20 - 40 gpm
 Weight: 1,200 lbs
 Heaviest Piece: 240 lbs



Optional
Stream Section
& Steppers for Tennessee Ledger
STREAM

Want to walk in front of the waterfall instead of behind it? The Stream Section is usually installed with the Tennessee Ledger Waterfall kit and Steppers.

The top color pattern is Western Sandstone and the bottom pic is Texas Fieldstone.




Barrier Reef Pools, TX

The Stream Section has a main piece that weighs about 250lbs set in a thick layer of mortar. Four Steppers are used as a lift kit and transition to the deck.





Freestyle Pools & Spas, Inc. FL



Bellaire Landscaping Inc., Canada

4 Piece Ledger

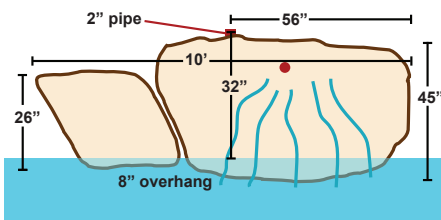
WF 4PC

Simple is sometimes better. This low profile waterfall is a best seller because it is a good size for most pools and the splash of the cascade has a natural effect.

Shown above with extra coping boulders to the right and left.




Footprint Base Pieces



Height: 22 inches
 Flow: 15-40 gpm
 Weight: 900 lbs
 Heaviest Piece: 300 lbs

Lift Kit for 4 Piece Ledger



Standard or custom lift kits make the 4 Piece Ledger taller and more dramatic. The maximum overhang is 10 inches; it is not intended to be used as a grotto.

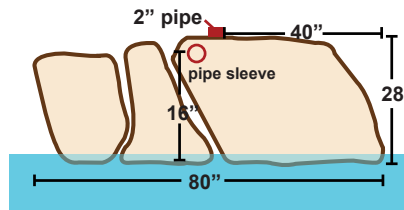
28 Inch Ledger Waterfall

WF 28IN

This low profile waterfall has a ledger style. The look and sound of the sheet waterfall is determined by water volume. Multiple base pieces allow for installation on a radius.



Footprint Base Pieces



Height: 28 inches
 Flow: 20-30 gpm
 Weight: 800 lbs
 Heaviest Piece: 180 lbs

Florida 3 Step

WF FL3S

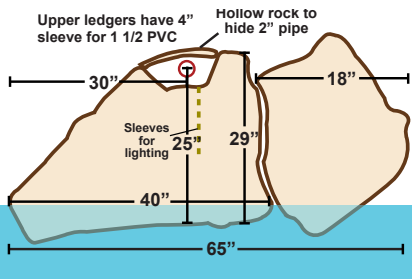
Even a small waterfall adds sparkle and fun to a backyard pool. Usually, the existing pool pump is diverted to run the waterfall so there is no additional operating expense.

There is a 3-inch lip on the front piece to make the waterfall look built-in to an existing deck. The waterfall is finished on the backside and plumbing is completely hidden.



Lonestar Pools, TX

Footprint Base Pieces



Height: 24 inches
 Flow: 10-20 gpm
 Weight: 500 lbs
 Heaviest Piece: 100 lbs

Stairway Waterfall

The Stairway Waterfall is a simple cascade of water that is an affordable alternative to a masonry waterfall. It is DIY friendly—no mortar needed and there is a large access panel on the back for plumbing. It weighs 200–300 lbs so it is inherently stable although it can be secured to a deck.

5ft 8in wide x 3ft 10in deep x 28in high



Harambe Waterfall

Does this look like the rounded shoulders of a great ape to anyone else? Just a small playful waterfall that will add fun to the pool for decades.

70in wide x 45in deep x 24in high



Caleb's Spring

This low profile waterfall weighs about 200 lbs and looks good with a low water flow but can handle 20–40 gpm for a whitewater cascade. All of these waterfalls are inherently stable because of their weight but the joint where they meet the deck is usually caulked or mortared.



Jumper Plus

The Jumper Plus features a small cascade on one side. Shown here with optional LO3 boulder.


The 2 inch return pipe is hidden with small flat rock, included, and plumbing in backside is hidden with small hollow rock. The bottom edge is 4 inches wide so it can be mortared to a deck.



Blue Haven Pools, AL



Top View - Jumper Plus dimensions: 67" wide, 32" deep, 32" high



Chris, Heather G., Ponte Vedra, FL

Jumping into a pool is one of the most enjoyable things about having a pool and a single Jump Rock or a waterfall like the 4 Ft Double shown here makes it easy. The surface of RicoRock has a better grip than natural rock and feet first jumping is much safer than a diving board.



We encourage everyone to post and enforce rules about head first diving since it is not easy to use good judgement when you are having fun.



9 Inch Coping/Waterline

RicoRock Coping/Waterline creates a rustic old world look and is user friendly. The 9 Inch Coping was used on the beam with 8 Inch Tile used as pavers and 3 x 9 Inch coping used on the outside edge. A mixture of the new Natural Color Patterns is shown here with no added Acrylic Stain (more about color on pg 50.)



Safety codes require a handhold in some situations. Coping can work but it should slope towards the pool to prevent seepage.



8 Piece set covers 8 linear feet

Waterproofing should be applied to the pool shell prior to mortaring waterline rock of any kind. Two coats are needed. RicoRock Waterproofing is a fast drying hydraulic cement formula available in 5-gallon pails. Our coping products can be cut with a grinder type tool.

Installation Tips

A rich mortar applied to the beam and the coping will make a durable bond. A mastic joint like Deck-O-Seal is recommended where the deck meets the coping (right).



13 Inch Coping/Waterline

CWL 13IN



The 13 Inch Coping/Waterline is larger; it's designed to cover 12 inch pool beams and extend below the waterline. It works well with in-ground pools, both new construction and remodels.

Shown here in Fieldstone Color.



A 6 piece set covers 7 linear feet

3x9 Inch Coping

CWL 3x9

9 Pieces cover 6 linear feet. Intended for vinyl liner pools, remodels and installations with pool tile. Using RicoRock coping allows for design harmony by

not having too many hardscape treatments. All RicoRock products are made of a high density concrete mix that resists damage to freeze thaw.



Vans Development, MI



Jump Rocks

These large boulders below make for good seating or jumping rocks. Both weigh about 250 lbs and have a better texture than most natural stones.

NOTE: Boulders sit level with a 2 inch wide edge on the bottom that can sit on a concrete deck or can be secured with construction adhesive or mortar. Two inch overhang over the pool is recommended; minimum 4 ft water depth. NO DIVING signs needed for shallow pools.



Jump L02 67"W x 32"D x 24"H



Jump J1 53"x41"x22"



Q23 40"x19"x13"

A wide variety of boulder sizes and styles are available for pool edges and landscaping.

A complete catalog is available online at ricorock.com/modularboulders


Submerged Boulders

Rocks intended to go underwater are special order and are sold hollow. Dealers must fill the boulders with concrete to avoid stagnant water.



FunScape, PR

RB3
60"x38"x16"



RicoRock Tech Support
Trinidad

Rushmore Boulder filled with concrete & installed 2-3" below waterline.





QN10
35"x25"x14"+9"

Quartz Boulders

Mostly smaller boulders with lots of hard edges and detail. These boulders are also used in the 3 Ft Modular & 4 Ft Double Waterfall Kits.

As Notched Boulders they extend 9 inches from the beam and go below waterline. Also available Filled with a flat bottom so they can be mortared to a flat deck or stacked.



QN11
30"W x 15"D x 8+9"H



QN6 30"W x 22"D x 13+9"H
QN11 30"W x 15"D x 8+9"H
QN12 35"W x 14"D x 9+6"H
QN13 23"W 21"D x 9+8"H



QN26
47"x28"x12"+8"

The L01 is our largest boulder, shown below with an umbrella sleeve. Weighs about 350 lbs. 85" x 50" x 23"



QN27
36"x26"x11"+7"





Blue Haven, AL

This kit features cast rock pieces on top and bottom with a steel reinforced concrete core.

The Loveseat Grotto is available with either a 24" or 36" weir.





Lonestar Fiberglass Pools, TX


Component Grotto

The Component Grotto is a structural product that requires experience with steel reinforced concrete to install properly.

Typical engineering is available but some cities may require wet stamped plans and codes vary.



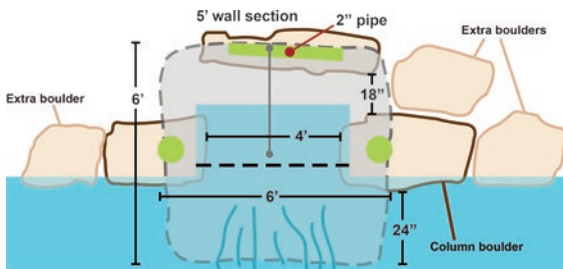
Surfside Pools, TX



Pools and Spas of Milford, DE

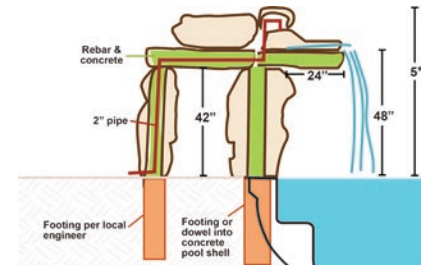


Roger Brocker, Rocky Top Formations, MO
for Clark's Swimming Pools, DE



The Component System includes various column and wall sections for the vertical support and grotto sections for the top structure.

A 9 ft wide grotto assembly is available; designed for a 6 ft wide pool seat.




Construction Tips

Experience with steel reinforced concrete is important and tech support from experienced installers is available. This is a very efficient structural grotto, about 2 yards of concrete mix is required, 2-3 days to install.

The Foundation should be a concrete pad, if a 4 inch pool deck is used it may cause stress cracks. Ideally a 6 inch pad with reinforcing is best for the combined weight of cast rock and concrete.



1. Columns are clam shell pieces wired to a rebar column.



2. Columns should be strapped and braced before filling with concrete.



3. Bottom grotto lids rest on columns; dowel into columns.



4. Top requires 1 yard of concrete. Note T brace under front grotto.



5. Place weir in fresh concrete or mortar the next day.



6. Extend plumbing into basin; set additional small boulders as needed.



Coastal Coating and Resurfacing, FL

Large fiberglass slides of 28 ft or more are available for custom projects but the 15 Ft slide shown here is more popular. Deck Slides with built-in ladders are a less expensive option.

Making the slide look built into the rock is difficult, the following page shows a new technique used by our Texas dealers.




Castle Pools, FL

10' Fiberglass Slide Package

Image on the left shows Loveseat grotto, rocks on both sides of slide, gap rocks, and staircase up to slide with four steps. Image on the right shows a 4 Foot Double and a Component Grotto.



Rocky Top Formations LLC, MO



15' Fiberglass Slide Package

Several companies offer a 15' fiberglass waterslide as their premium product but they do not have an access ladder. A Component Grotto Waterfall works well with this slide.


Image on the right shows the deluxe package which includes component grotto extended version, rock panels for the back side, gap rocks and 3 piece staircase.

Juan Pablo Rodriguez, right, installed this 15 Ft Slide package for South Texas Pools. Juan is an independent contractor and travels to install custom residential projects from his home base in central Texas.

Note: Slides sold through pool distributors. Rails are not included in slide packages.



Panels can be backfilled with concrete using forms or the POST AND BEAM method shown here saves time and material and also allows for an access door. This door uses an inexpensive steel frame from a hardware store and a small Urethane rock panel that weighs about 15 lbs (special order.)





"I am extremely happy with the outcome and even better created quite a friendship with the homeowners, who for 6 months now send me pictures and texts every couple of weeks about how much they thoroughly enjoy their backyard.

As a side note, I am impressed with the quality of service from your company. I had questions for Juan several times during this installation. He was very helpful and I never felt like I was bothering him."
-Allan Barr Quality Pools & Patio, GA

This pool was our first Training Seminar in St. Pete, FL in 2003. The kits have evolved over the years but after **20 years** there is no deterioration of the rock surface, thanks to the dense concrete mix used in our products.





Bellaire Landscape, CAN

RicoRock is very popular in Canada because of its durability. We discount shipping to offset the dollar exchange rate.

This indoor project won a national design award for Aqua-Tech and features several standard waterfalls crafted to work together.

"We have been a RicoRock dealer for over 15 years now. It's the most realistic faux rock available and you're assured water returns to the pool. I've also been very happy with the service... with special thanks to Juan in the Florida location."

***-Glen MacGillivray/
Co- Owner Aqua-Tech
Winnipeg, Manitoba.***






Blue Haven Pools, FL

Standard waterfall kits but a custom look. A 5 Ft Triple, 4 Ft Double and 4 Piece Ledger work well for this tropical setting.

The Remodel below features a Component Grotto, 3 Ft Modular and 9 Inch Coping with a RicoRock panel on the back wall.

Thanks to Bob in Deltona Beach, FL.







Cheatham Funhouse

This remodel of an existing pool features a wide variety of RicoRock products. There is minimal Acrylic color, none at all in the coping. A construction video is available at: <https://ricorock.com/cheatham>

The home is used as an Airbnb and the pool environment is by far the biggest attraction.



QB Series (Quarry Block)



Natural Limestone Quarry Blocks are popular in many states and Canada because their shapes and textures work well with modern design. They are not often used in pool settings because they deteriorate easily.

RicoRock Quarry Blocks are made of the same high tech concrete mix used on thousands of our rock waterfall kits so they hold up to pool chemicals and salt systems.



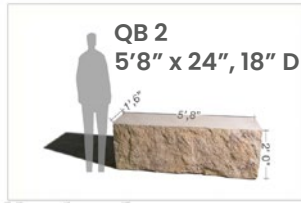
4 FT QB Bench A simple design that sits on a pool deck with no mortar.

Includes a 24 inch weir and a live edge cap stone. Shown here in Limestone Color Pattern.

QB 1
3' x 4', 21" D




QB 2
5'8" x 24", 18" D



QB 3
6'6" x 40", 6" D




Currently we only use three QB blocks for simple bench designs or combos. They cannot be stacked but are structurally sound to be used as benches.



3 Piece Combo

Two 4 Ft Bench Waterfalls with a QB 1 in the middle. QB waterfall weirs require one gpm per inch so the three weir design (L) needs 72 gpm and the two weir design below requires 48 gpm (two 24" weirs.)





6 Ft QB Bench

Shown here with a 36 inch weir and a live edge cap. Granite color with mica and sealer.

Simple QB Grotto

A 36" weir is shown here QB 1's and QB 3 as a grotto lid. Base pieces anchored to a concrete pad with anchor bolts will allow for a 500 lb load if properly installed. Installers are responsible for meeting building codes regulating jump platforms for pools. An access panel on the backside makes the plumbing easy and there is no mortar or concrete required. Special order product because of the number of options available.



Shown here in Limestone Color Pattern
10ft wide, 3' 8" high and 4 ft depth



Two Piece

QB 2, vertical with 12 inch weir and QB 1 flat. Weir can be at top or mid-point. Access panel on backside.





RicoRock^{INC.}
better waterfalls, by design

www.ricorock.com • 888-717-3100 • info@ricorock.com
327 Thorpe Rd, Orlando, FL 32824 • 205 East I.H. 10, Seguin, TX 78155



@ricorockinc



Frequently Asked Questions

How long will the color last?

The project on the left was built by our parent company over 25 years ago and has not been re-painted; the owners like the aged patina effect. The accent colors we apply will eventually fade and sometime owners want color touch-ups in 3-5 years. RicoRock Acrylic Stain is easy to apply and is sold retail. See our YouTube video: Rock stains by RicoRock.

Is RicoRock better than natural stone?

For ponds and landscaping natural stone makes more sense but pool waterfalls should be watertight, user friendly and affordable. Artificial rock is better structurally for custom features like caves and allows for more creativity. See our CUSTOM CATALOG for design ideas.

Is there a warranty?

There is a five year limited warranty on RicoRock Modular Products when you register the product; it does not cover the installation portion. Our Dealers are all independent contractors and responsible for workmanship, licensing, insurance and engineering issues. There is no warranty on custom projects.