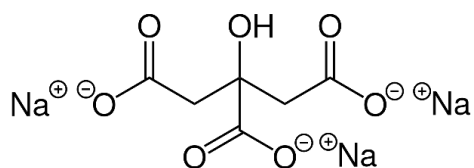




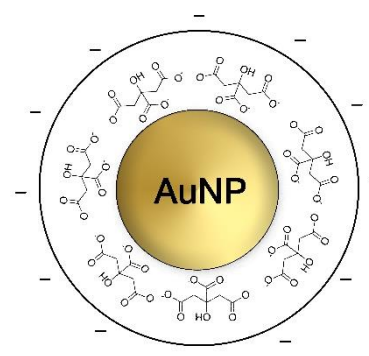
NANOBRAND

## 70nm Gold Nano-Spheres, citrate-coated


### Sodium Citrate CAS 68-04-2



### Gold nanoparticles coated with citrate



<b>Diameter (TEM):</b>	29.96 ± 0.64 nm
<b>Coefficient of polydispersity:</b>	2.15%
<b>Optical density (OD):</b>	1
<b>Mass of single particle:</b>	2.718E-13 mg
<b>Surface of single particle:</b>	2820 nm <sup>2</sup>
<b>Volume of single particle:</b>	14081 nm <sup>3</sup>
<b>Particles concentration:</b>	1.84E+11 particles/mL
<b>Molar particles concentration:</b>	0.307 nM
<b>Surface area (TEM):</b>	10.38 m <sup>2</sup> /g
<b>Surface to volume ratio:</b>	0.200 nm <sup>-1</sup>
<b>Mass of gold:</b>	µg/ml
<b>Hydrodynamic diameter (DLS):</b>	44.11 nm
<b>Zeta-potential:</b>	-47.0 mV
<b>pH of the solution:</b>	5.5 – 6.5
<b>Particle surface:</b>	Sodium Citrate
<b>Solvent:</b>	Milli-Q water (18.1 MΩ-cm)





#### Instrumentation used for characterization

<b>Diameter and size distribution:</b>	Transmission Electron Microscope Thermo Scientific TALOS F200X
<b>Mass concentration:</b>	PerkinElmer NexION 2000P+ ICP-MS
<b>Spectral properties:</b>	PerkinElmer Lambda 365+ UV-Visible Spectrophotometer
<b>Hydrodynamic Diameter and Zeta Potential:</b>	Malvern Zetasizer

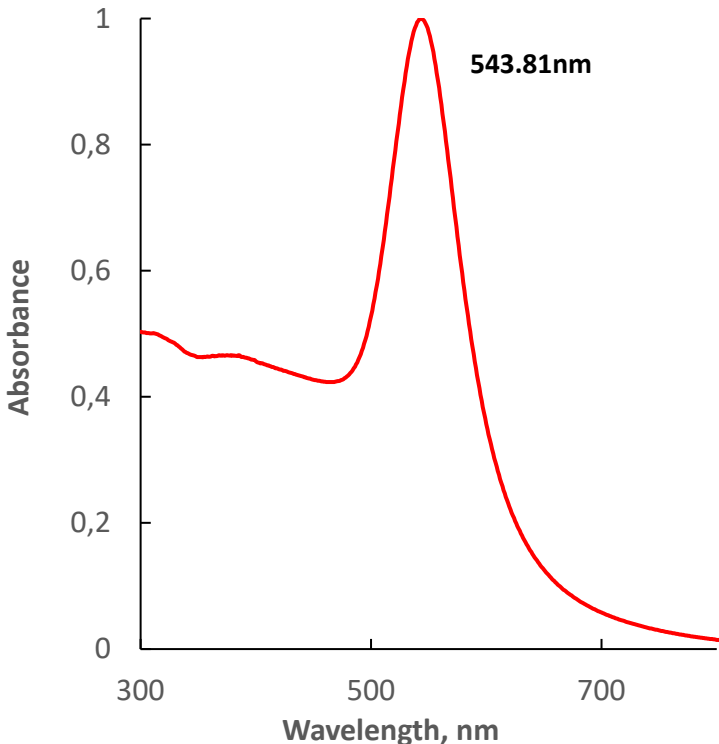
**Shake before use. Store at 4-25°C away from light. DO NOT FREEZE**



# 70nm Gold Nano-Spheres, citrate-coated



### Optical Properties



### Size Distribution

