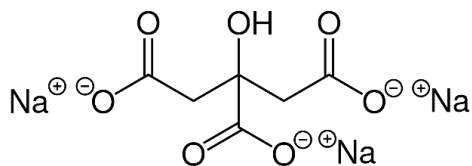




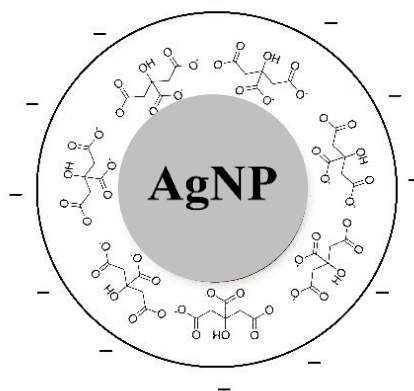
NANOBRAND

Silver nanospheres 60nm, citrate-coated


Sodium Citrate
CAS 68-04-2



**Silver nanoparticles stabilised
with citrate**



Diameter (TEM):	59.87 ± 1.16 nm
Coefficient of polydispersity:	1.94 %
Mass of single particle:	1.18 E-12 mg
Surface of single particle:	11261 nm ²
Volume of single particle:	112364 nm ³
Particle concentration:	4.24E+10 particles/ml
Molar particles concentration:	0.071 nM
Mass of silver:	50.0 µg/ml
Surface area per gram:	9.55 m ² /g
Surface to volume ratio:	0.100 nm ⁻¹
Particles surface charge:	negative
pH of the solution:	5.5 – 6.0
Particle surface:	citrate
Solvent:	Milli-Q water (18.1 MΩ-cm)





Instrumentation used for characterization

Diameter and size distribution:	Transmission Electron Microscope HITACHI H-7100 and TS Talos F200X
Mass concentration:	PerkinElmer NexION 2000P+ ICP-MS
Spectral properties:	Thermo Scientific Evolution 220 UV-Visible Spectrophotometer
Hydrodynamic Diameter and Zeta Potential:	Wyatt Mobius Zetasizer

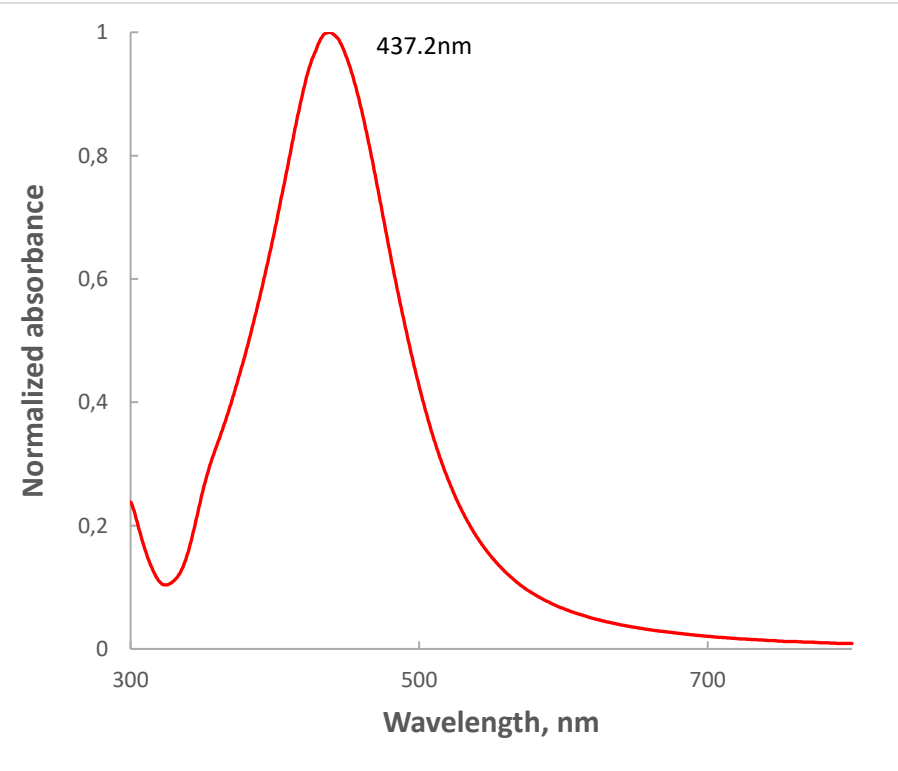
Store at 4-25°C away from light. DO NOT FREEZE. Shake before use.



Silver nanospheres 60nm, citrate-coated



Optical Properties



Size Distribution

