

**ALTA LOMA
RIDING CLUB**

P.O. Box 8116 Alta Loma,
CA 91701

See us on Facebook

Bits O'News

www.altalomaridingclub.com
altalomaridingclub@gmail.com

JUNE 2020



CALENDER

Presidents Message

Surely this is a strange time in our lives. There is a great deal of unrest. If you are like me, you just can't keep up with all of the different views or opinions about "COVID 19", or how they change by the hour. What COVID 19 has done for me is that it has helped me evaluate what is important in my life. I have been able to spend time riding with friends in places I have never been before. Horseback riding makes it pretty easy to socially distance from people you are riding with. It is my pleasure to recommend two locations to trailer out to when you have the time. The first is Walnut Creek Park in San Dimas. It is an easy day trip and much of the trail is shaded, and it had many water crossings in the early part of May. The ride is not technical and is fairly easy. It is an up and back trail, not a loop but both ways are pleasant. We ran into many hikers on the trail and most seemed excited to see horses. The second is Wild Horse campground on the way to Big Bear. We spent the Memorial Day weekend there, and it is beautiful with many different trails to ride. While the location is close enough to make a day trip, that would not be my preference. The winding road isn't too bad, and it takes at least an hour to get to the campground. The rides tend to be 3-4 hours one way, then back down the mountain when you are tired from riding. I do, however, highly recommend the horse camping alternative.

I want to thank all of you for being patient with your fellow equestrians and the ALRC. I appreciate all of you using the arenas when you can and the care you take of the facility when you are there.

A quick update on the Heritage Park bridges: The proposal for replacing the main vehicle bridge (Vehicle/Pedestrian/ Equestrian) into the parking lot is being forwarded to the Council for review and approval. The City did consult with ALRC regarding the bridge and there was consensus on the conceptual design. Vehicles, Pedestrians and Equestrians will all have separate pathways built into one main bridge. Regretfully, the city has not been able to find funding for the bridges on the west side of the Heritage Park traversing the two concrete channels. They have contracted with an engineering firm for frequent inspections and "monitoring". I am in close contact with the city engineers and the assistant city manager, should any issue arise. ALRC and the city are starting to look at alternative means to access the facility during the construction phase of the main bridge. If you have any questions or concerns, please feel free to contact me.


Board Members

- ◆ President, Joe Cowan
909-912-4319
- ◆ 1st Vice President,
Cassie Sanchez
909-987-8366
- ◆ 2nd Vice Pres.,
Pat Morris
909 987-9403
- ◆ Treasurer, John
Sanchez
909-987-8366
- ◆ Secretary, Martha
Cowan 909-912-2117
- ◆ Membership,
Ali Smilgis
909-702-5306
- ◆ Youth Director,
Clay Clements
909-466-8816
- ◆ City Liaison: Larry
Henderson
909-226-3956
- ◆ Local Trail,
Barb DeWitt
909-238-0336
- ◆ Trailer Out, Barry
Berg 909-944-9929
- ◆ Food Service, Ric
Morris 909 987-9403
- ◆ Publicity, Charlene
Ariza 909-980-8876
- ◆ Newsletter Editor,
Amanda Waterfield-
Gibson
AWaterfield1981
@gmail.com

Local Trail Rides

Barb De Witt and Pharaoh

As awful as this pandemic has been, it has some blessings for our horse community as well. With everyone staying at home it has given us more time to spend with our horses and other fur babies, who are sure we are purposefully home so they can have our attention 24/7!! Not only have I been able to



ride farther and longer because of less things on my calendar, but I've been able to get a lot of projects done as well.

It's been uplifting to see so many people out on their horses these past two months. I'm anxious to hear about any new trails you've found as you have been exploring. Here are a few of the local places I've been venturing to. We took Banyan east to the end and explored until we reached the 15 Freeway. Then going the other direction we have been over to Upland, down into the Canyon to play in the water, up the Cucamonga Truck Trail to the top as well as down past the cement bridge, and across top




trail above the houses between Sapphire and Beryl. We even rode in the rain for 2



hours and didn't go more than a mile from home just exploring the feeder trails between Beryl and Archibald and Hillside and Banyan.

Please feel free to let me know if you think of any local rides that would be good for me to plan as a club ride.



Well, this has certainly been an interesting time for everyone. I know for me, it has been a time of reflection and change. A reset button appeared, and I took full advantage of it. But now I feel familiar outside forces and distractions creeping back in, which is fine; it's just that I will be more selective about what I want to occupy my time with.

Being a part of the Riding Club and it's inner workings is important to me, because it's only through this involvement that we all preserve the equestrian lifestyle in our City.

It has been really fantastic to see so many riders using the arenas at Heritage Park. One Saturday a couple weeks ago I counted about 20 horses and riders, not all in the same group, enjoying the arenas. It was wonderful!

As a member of the Nomination Committee for the ALRC, I can tell you that elections will be coming up soon. An exact date has not been decided, but we are accepting nominations at this time. We have several people who have expressed interest, so that is a very good thing. All positions are open, so please consider giving of your time. New members and ideas are always welcome! Contact me at 909-912-2117 to ask questions and to put your name on the ballot.

Thank you!

Martha Cowan

Secretary, ALRC

Congratulations to Vicky Vaughan on the birth of her colt Santana. This little guy will be for sale if anyone is interested.



I regret to inform you of the passing of past president Mike Vaughn. Mike was president of the club in the early 2000s and he and his wife Lynn were very active in the club. Mike and Lynn moved to Bass Lake, CA a few years back where they were very active in the church.

Mike, we will miss you.

BOX FANS: WHAT'S THE DIFFERENCE?



We've all seen them. It's a common sight especially during summer: a box fan bungeed to a stall door or mounted up on the wall for the purpose of cooling our equine friends during the worst of the heat. Box fans purchased at the local hardware store. But are those box fans safe for the barn? Aren't all fans basically the same? Did you know that box fans are often the first suspect after a summer barn fire? Here's why not all fans are intended for barn use and what you should look for in a barn fan:

Sealed Motor: Even the most pristine barn is a dusty, dirty environment. In time, barn fans become coated with dirt and grime. Even if you clean your fans regularly, it is not the blades or grill that poses a fire risk. If you look at the back of an ordinary box fan you'll likely see the glint of copper wires inside the motor. That motor isn't sealed. If a bit of hay or combustible dust (like from horse feed) reaches the hot parts of the motor it can burn and/or short out the fan. It may even produce enough heat to melt the plastic parts of the fan, which could drip onto hay or dry shavings. It can even result in small flames . . . you get the

point. A fan suitable for a dusty environment should have a sealed/enclosed motor to prevent dust from getting sucked into it. The fan, or the packaging, won't say "barn safe" but it may state that the motor is enclosed and/or sealed. Fans that are outdoor-rated or waterproof also qualify as "sealed."

Thermal Overload Protector: Where you mount the fan makes a difference. Because heat rises, fans mounted near the top of the stall will run hotter than fans near to the ground. A thermal overload protector will shut off the fan if the motor overheats. The protector then re-sets when the fan cools and turns it on again.

Consider Commercial Quality: Because barn fans tend to run continuously for months on end, durability is extremely important. Fans that are "commercial" or "agricultural" rated tend to be more expensive than the local hardware store box fan, but they also last longer.

Fan Size and Location: A fan that has an airflow rating of approximately 2,000 cubic feet per minute (cf/m), on the high setting, is appropriate for most stalls. Much more than this is likely to cause too much dust and may even make the horse too cool. Aim the fan so that the horse can get out of the air flow if he wants to and be sure it's mounted securely. The stall front is usually the best location because the fan can be mounted to blow horizontally. You can also use a post along the wall or in a corner of the stall to install the fan with a wall mount, out of the horse's reach. A height of 12 feet (higher for very tall horses) allows airflow while keeping the horse from messing with the fan.

Place any fan (including ceiling fans) below the really hot layer of air that forms just under the roof. In many barns this hot layer will flow up and out through vents or a cupola and you don't want to disrupt that flow or blow the hot air back down in the barn. Installing the fan in air hotter than 140° can cause the thermal overload switch to shut off the fan. Check the overhead temperatures with a large thermometer by hanging it where you plan to put the fan or by putting the thermometer on a (non-conductive) pole and holding it up where the fan is to go.

Obviously, the horse shouldn't be allowed access to the electrical cord. If the fan is on the stall front, route the cord around the back of the fan, then up out of reach, and be just as careful about getting the cord back down to the plug. Velcro cable ties can help. If you choose to use zip plastic ties, select ones that are rated for electrical cords and don't cinch them too tight. Avoid extension cords if you can, but if you need one get a heavy-duty cord intended for heavy-duty use.

Hard-wired ceiling fans are inherently safer than plug-in fans, although this isn't always possible and it makes it much more difficult to target them as effectively to cool a particular horse. If you do choose a ceiling fan, be sure it's rated for outdoor use and have them wired to the electrical supply by a professional.

BOTTOM LINE. Nothing can totally prevent barn fires. Accidents happen but taking the extra steps can help. Dust is the enemy so keep your fans clean. Outdoor and waterproof fans can be washed, but don't blast the seals and lubricants with a hard spray. Before using a fan, check the wiring and cords. Replace stiff, cracked wires or the entire fan.



ALRC MEMBERSHIP!!!

Do you know someone who might like to be a member of the Club? Remember the club is not just for horse owners, it is for anyone who loves our rural living! Please remember that without the Alta Loma Riding Club we would lose a lot of our large animal rights. There are many other special interests that would love to have the facilities we have at Heritage Park. The bridle trails that traverse our city were campaigned for by the Club when our area starting developing. Memberships can be paid via Pay Pal for your convenience.

Look for your renewal application in the mail very soon.

Ali Smilgis - Membership Director

Membership Application

Membership is only \$30 /year for the whole family. Our year runs from July to June 2019-2020

Please fill out the application and send it with a check to Alta Loma Riding Club P.O. Box 8116 Alta Loma, CA 91701

If there is no change to anything for a renewal, just write NO CHANGE for address, email, phone, etc

Name: _____

Family Members (children's age)

Address: _____

City: _____ State _____ Zip _____

Phone _____ Cell Phone _____


Email: _____

Acknowledgement: The Alta Loma Riding Club (ALRC) is not responsible and assumes no liability for any personal injury, property damage, or theft occurring on the ALRC premises or club activity. The undersigned waives any and all claims against the ALRC, officers, sponsors or members.

Signature of applicant(s) _____

Visit our Advertisers

ROBIN L. CHAPMAN, D.D.S.



FAMILY DENTISTRY

321 North Third Avenue
Upland, California 91786

909-982-8924
909-982-0113
Fax 909-982-7144



Dr. Suzi Lanini
VETERINARIAN

9155 Archibald Suite J
Rancho Cucamonga, CA 91730

PH 909.477.4499
goldenoaksvethospital.com

Circle Y Saddle

16" Circle Y Equitation Saddle. Very comfortable saddle, fits most horses (Regular/Semi bar). Freshly cleaned and conditioned. Contact Amanda for more information (909)702-6488



\$25 Plumbing

Barry Berg

Heating & Air Conditioning

(909) 980-4109 (909) 626-6365 (626) 969-1414
(951) 674-4224 (714) 693-0337

- System Upgrades •
- Servicing All Makes & Models •
- Commercial & Residential •
- Complete System Installs •

2015 Minnie Winnie class C motor home for sale.

31 feet long, Ford E 450 super duty, one 12' slide out, sleeps 7. Excellent exterior, immaculate interior. 47,000 miles.

\$45,000 negotiable. Linda 951-204-2042



To advertise within our newsletter, please contact
AltaLomaRidingClub@gmail.com

As a member, if you are looking for something or have something to sell, please contact us so we can help you out by placing it in our newsletter

