



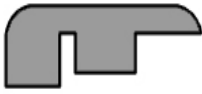



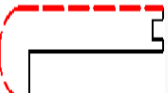




Laminate molding specs

Profile	Type	Size per piece	Click System	Picture
 T-molding	12 mm	96" x 2" x 1/2"	Unilin Click	
 Reducer	12 mm	96" x 2" x 1/2"	Unilin Click	
 End-cap	12 mm	96" x 1 3/8" x 1/2"	Unilin Click	
 Quarter round	12 mm	96" x 1" x 1/2"	Unilin Click	
 Flush Stairnose	12 mm	96" x 5 7/8" x 1"	Unilin Click	