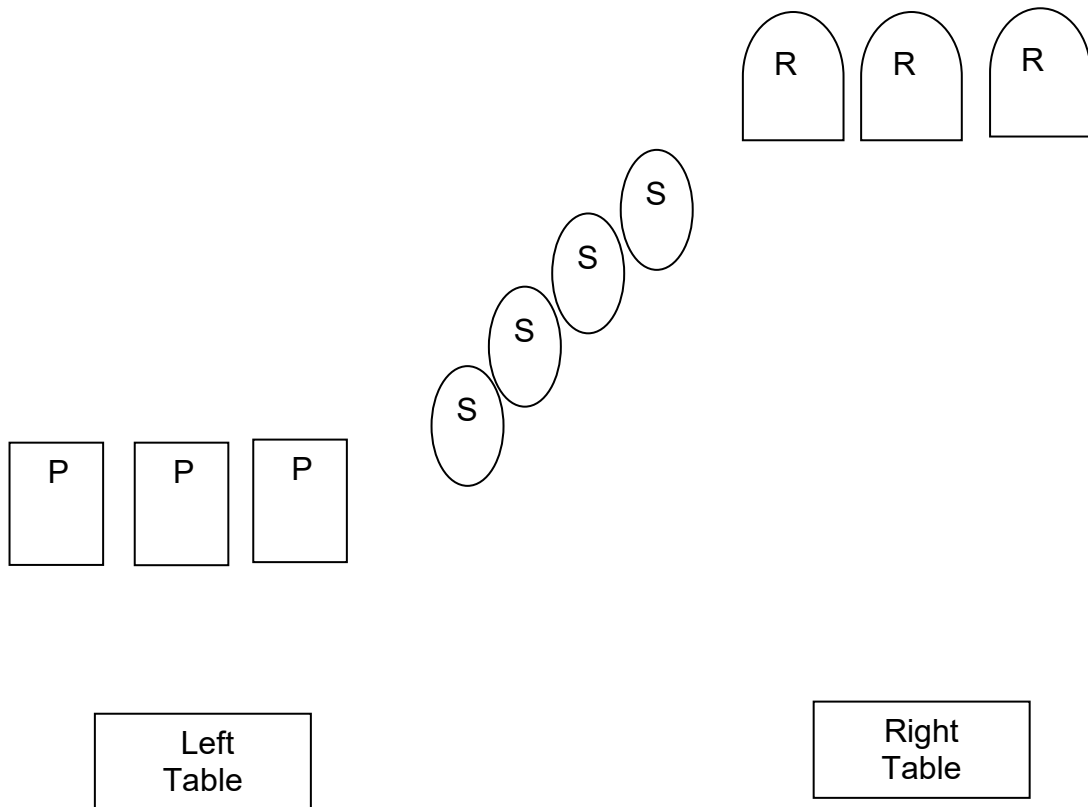


Stage One
10 Rifle 10 Pistol 4+ Shotgun

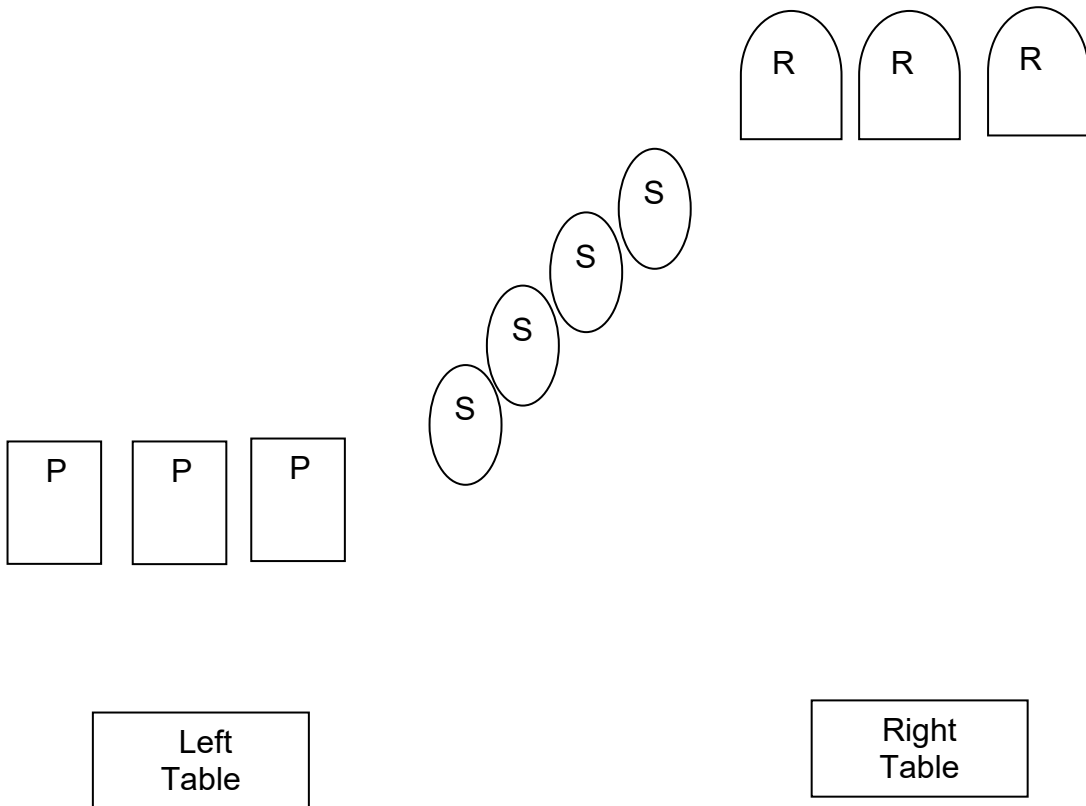


Staging: Pistols holstered, shotgun on either table, rifle on right table.

Gun order: Rifle, shotgun, pistols.

Scenario: Standing behind the right table, hands on table, when ready say ***“You going to pull those pistols or whistle Dixie”*** ATB engage rifle targets in two five round Nevada sweeps starting on any target. With shotgun, knock down shotgun targets in any order. From the left table with pistols engage pistol targets per rifle instructions.

Stage Two
10 Rifle 10 Pistol 4+ Shotgun

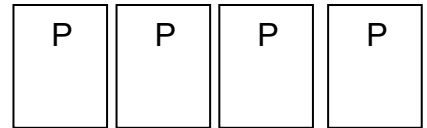
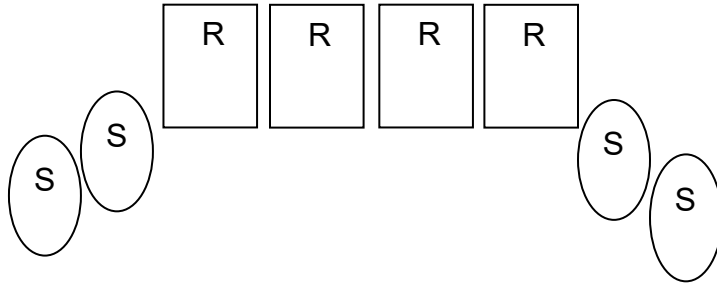


Staging: Pistols holstered, rifle and shotgun staged on the right table.

Gun order: Pistols, rifle, shotgun.

Scenario: Standing behind left table hands on pistols, when ready say, “*Josey Wales!*” ATB with pistols engage pistol targets in a reverse Lawrence Welk sweep on the targets (4 on 1, 3 on 2, 2 on 3, 1 on 1). Move to right table. Then with rifle engage rifle targets with same instruction as pistols. Then with shotgun knock down shotgun targets in any order,

Stage Three
10 Rifle 10 Pistol 4+ Shotgun



Left
Table

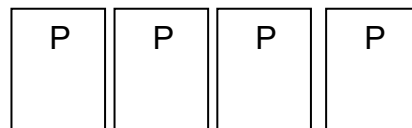
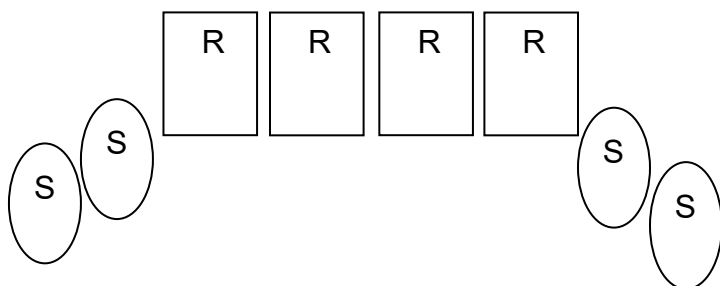
Right
Table

Staging: Pistols holstered, rifle staged on left table, shotgun in hand.

Gun order: Shotgun, rifle, pistols.

Scenario: Standing behind the left table with shotgun in hand, when ready say ***“Rustlers are coming”*** ATB with shotgun, knock down the shotgun targets, any order. With rifle, engage rifle targets in a hoot sweep (1 round on target 1, 2 rounds on target 2, 2 rounds on target 3, 2 rounds on target 2, 2 rounds on target 3 and 1 round on target 4). Move to the right table and with pistols same instruction as rifle.

Stage Four
10 Rifle 10 Pistol 4+ Shotgun



Left
Table

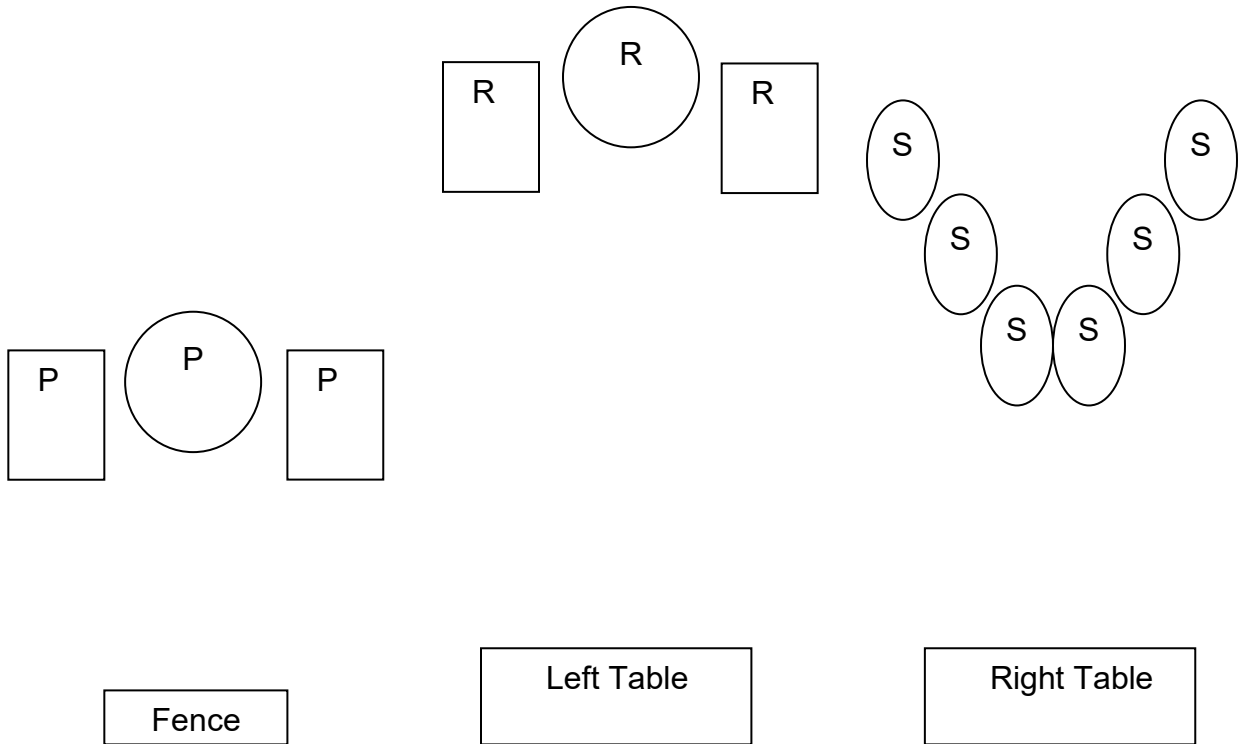
Right
Table

Staging: Pistols holstered shotgun and rifle staged on left table.

Gun order: Pistols, rifle, shotgun.

Scenario: Standing behind right table, hands on hat. When ready say, “*John Wayne*” ATB engage pistol targets by placing three rounds on an inside target then sweep the targets and then place three rounds on the other inside target. Move to left table and engage rifle targets same instruction as pistols. Then with shotgun, knock down the shotgun targets, any order.

Stage Five
10 Rifle 10 Pistol 6+ Shotgun

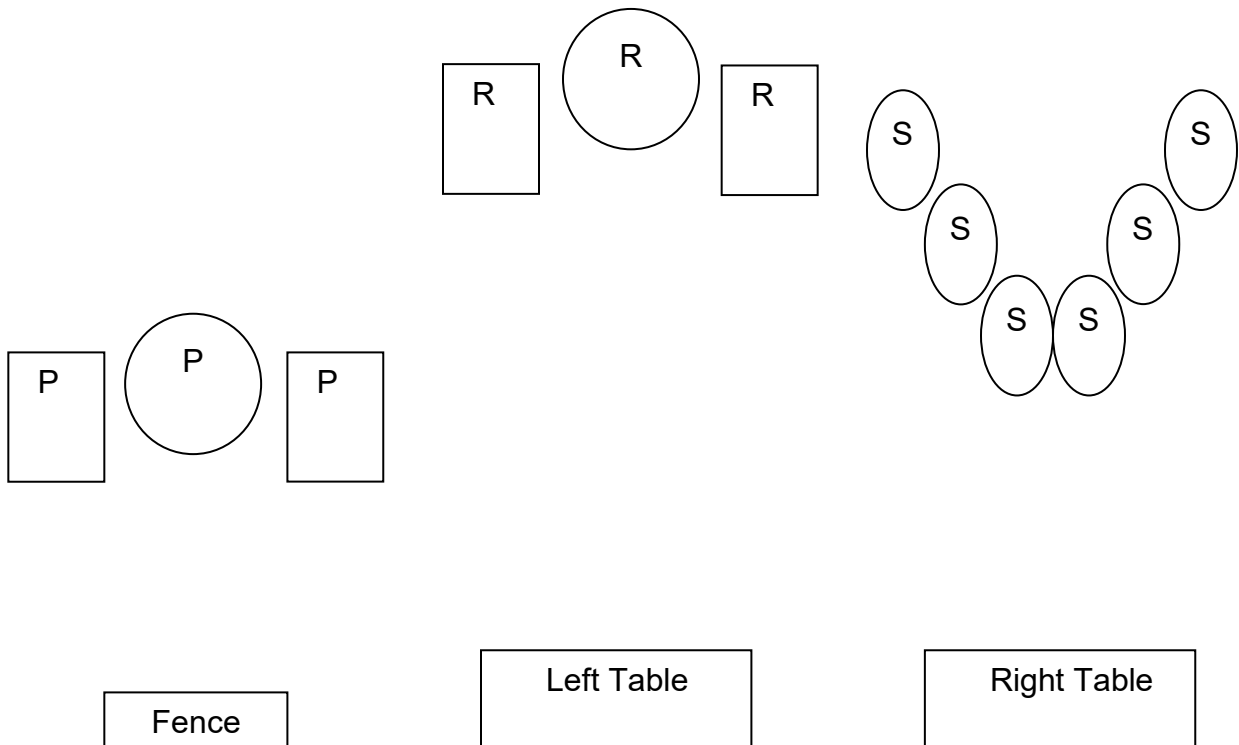


Staging: Pistols holstered, shotgun staged on the right table, rifle in hand.

Gun order: Rifle, shotgun, pistols.

Scenario: Standing behind the left table with rifle in hand, when ready say ***“easy there pilgrim”*** ATB with rifle engage rifle targets in a 1-2-2 sweep beginning on either end, and repeat instructions. Then move to the right table, and engage shotgun targets until down, in any order. Move to the fence and engage pistol targets per rifle instructions.

Stage Six
10 Rifle 10 Pistol 6+ Shotgun



Staging: Pistols holstered, rifle staged on left table, shotgun staged on right table.

Gun order: Shotgun, rifle, pistols.

Scenario: Standing behind the right table hands at low surrender. When ready say, ***“I’m ready, are you”*** ATB with shotgun, knock down the shotgun targets, any order. Move to the left table. Then with the rifle alternate between the outside targets for eight rounds and then place two rounds on the middle target. Move to the fence. Then with pistols place at least three rounds on each target.