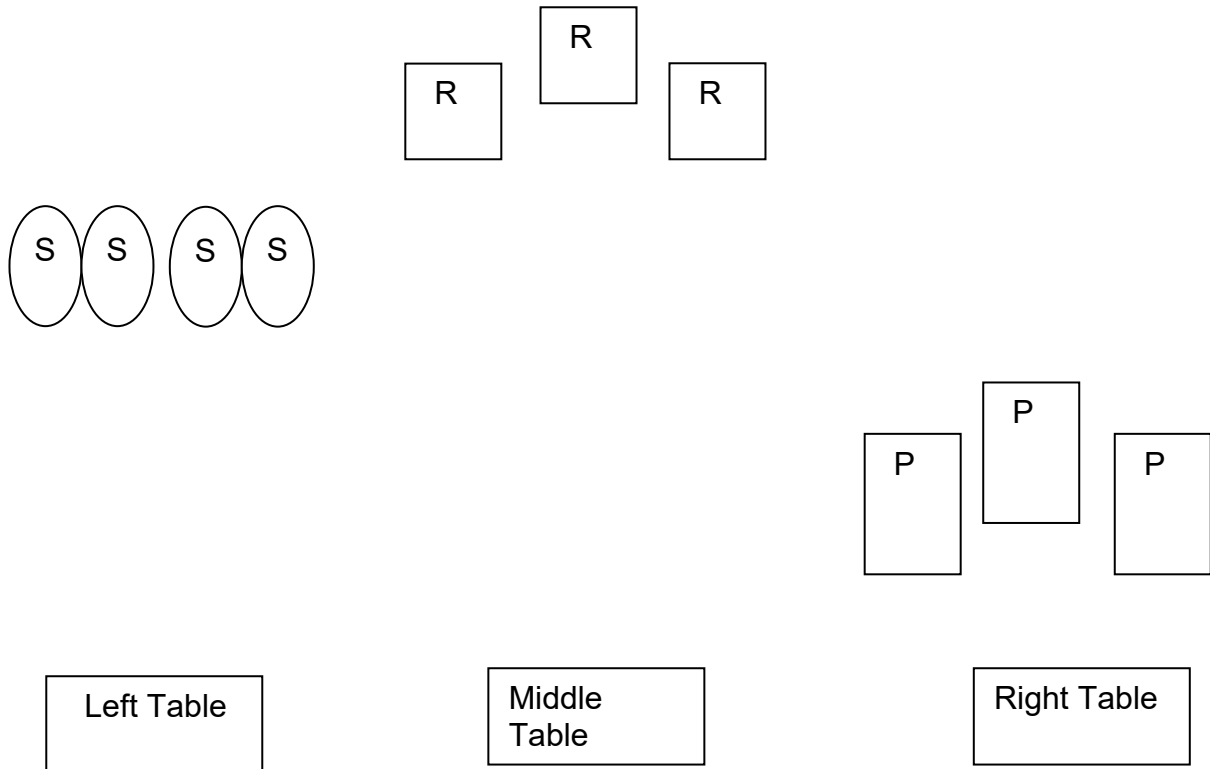


Stage One
10 Rifle 10 Pistol 4+ Shotgun

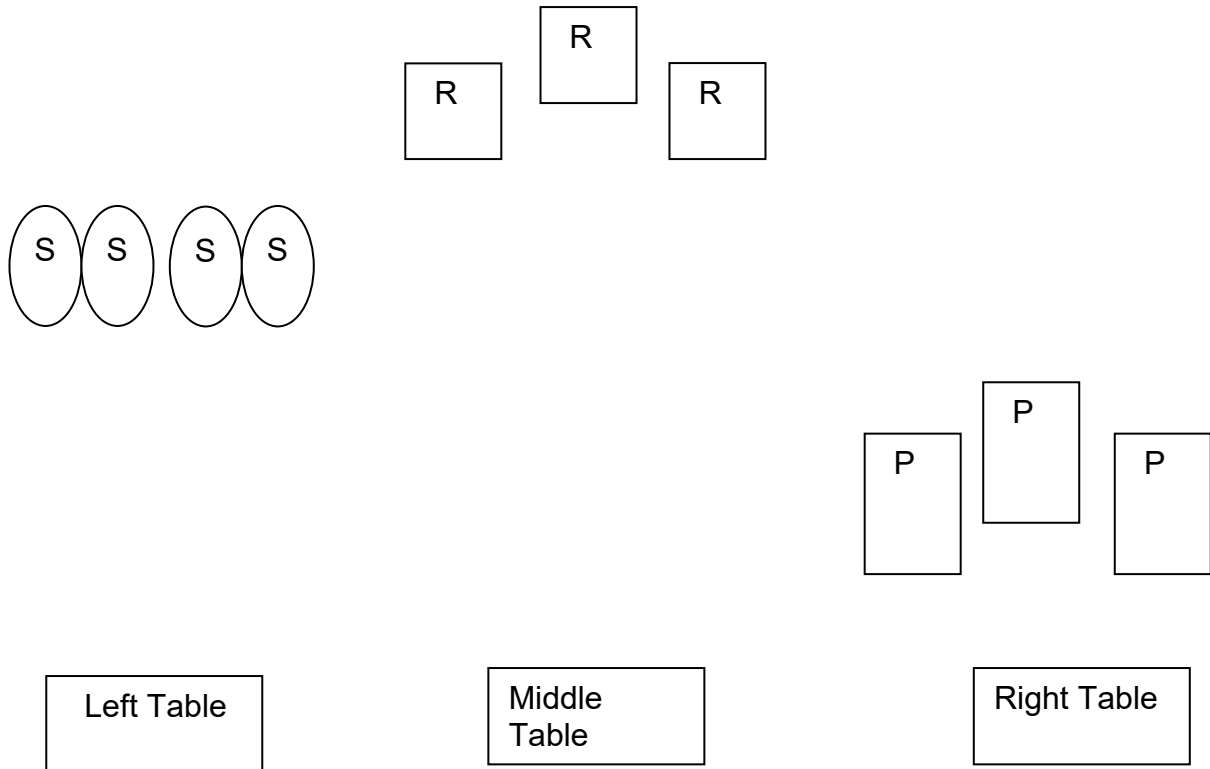


Staging: Pistols holstered, rifle staged on middle table, shotgun on the left table.

Gun Order: Shotgun, rifle, pistols.

Scenario: Standing behind left table with hands by sides, when ready say, ***“Renegade!”*** ATB starting at left table use shotgun to knock down SG targets, in any order. From middle table, with rifle triple tap the center target then Nevada sweep the 3 targets with 7 rounds starting on either end. Move to the right table and with pistols use same instructions as rifle.

Stage Two
10 Rifle 10 Pistol 4+ Shotgun

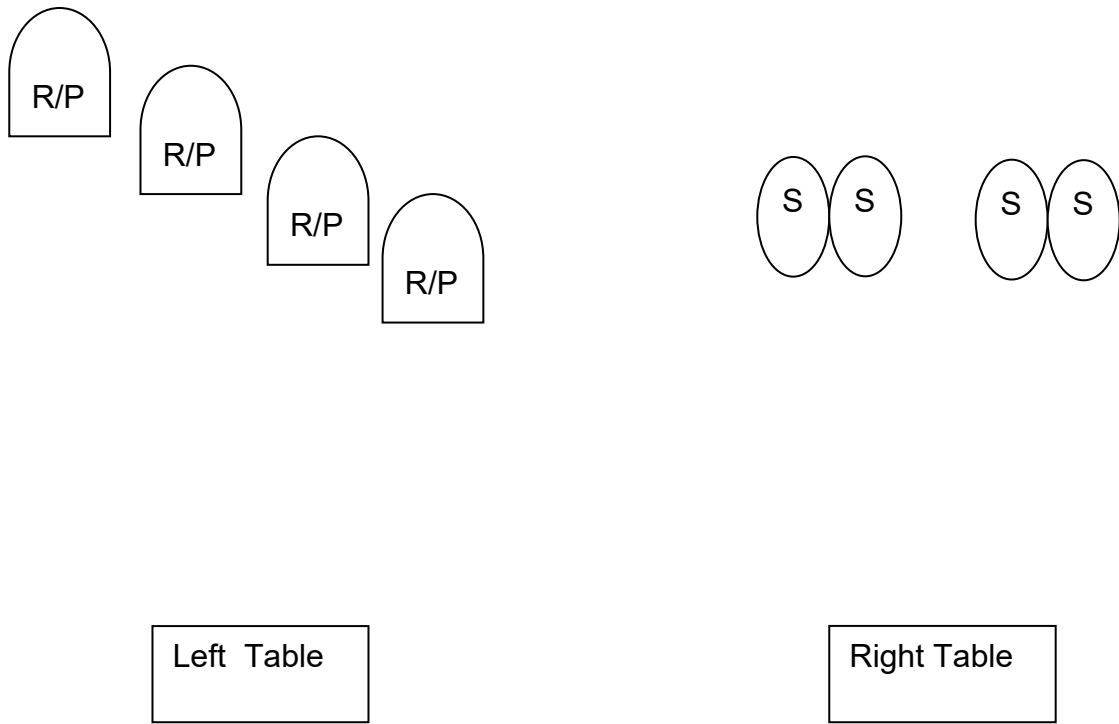


Staging: Pistols holstered, rifle staged on the middle table, shotgun on the left table.

Gun Order: Pistols, rifle, shotgun.

Scenario: Standing behind the right table, with hands on a pistol or pistols, when ready say ***“Are You gonna pull those pistols...!!”*** ATB from the right table using pistols place 1 round on target one, then 1 round on target two, then sweep target one, two and three, then repeat same order. From the middle table use same instructions for the rifle as pistols. With shotgun, from left table knock down SG targets in any order

Stage Three
10 Rifle 10 Pistol 4+ Shotgun

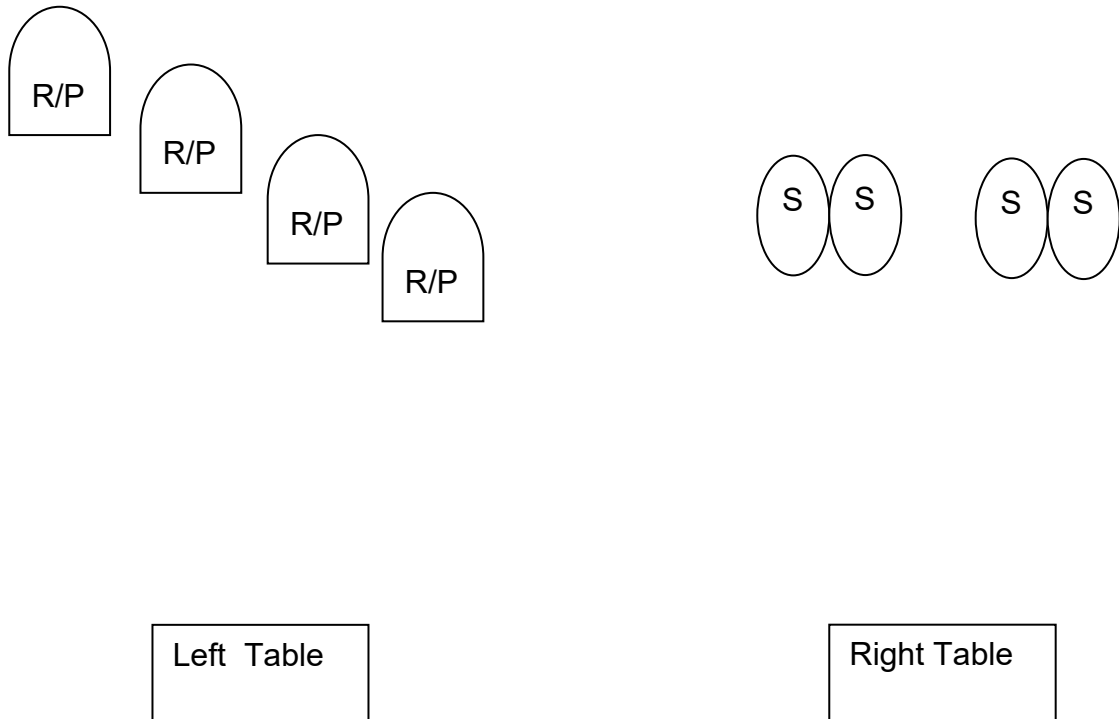


Staging: Pistols holstered, rifle staged on left table, shotgun in hands.

Gun Order: Shotgun, rifle, pistols.

Scenario: start standing behind the right table with shotgun in hands, when ready say ***“Five on each”*** ATB knock down shotgun targets in any order. Move to the left table and with rifle and pistols, place 5 rounds on each target in any order, rifle may not be shot last

Stage Four
10 Rifle 10 Pistol 4+ Shotgun



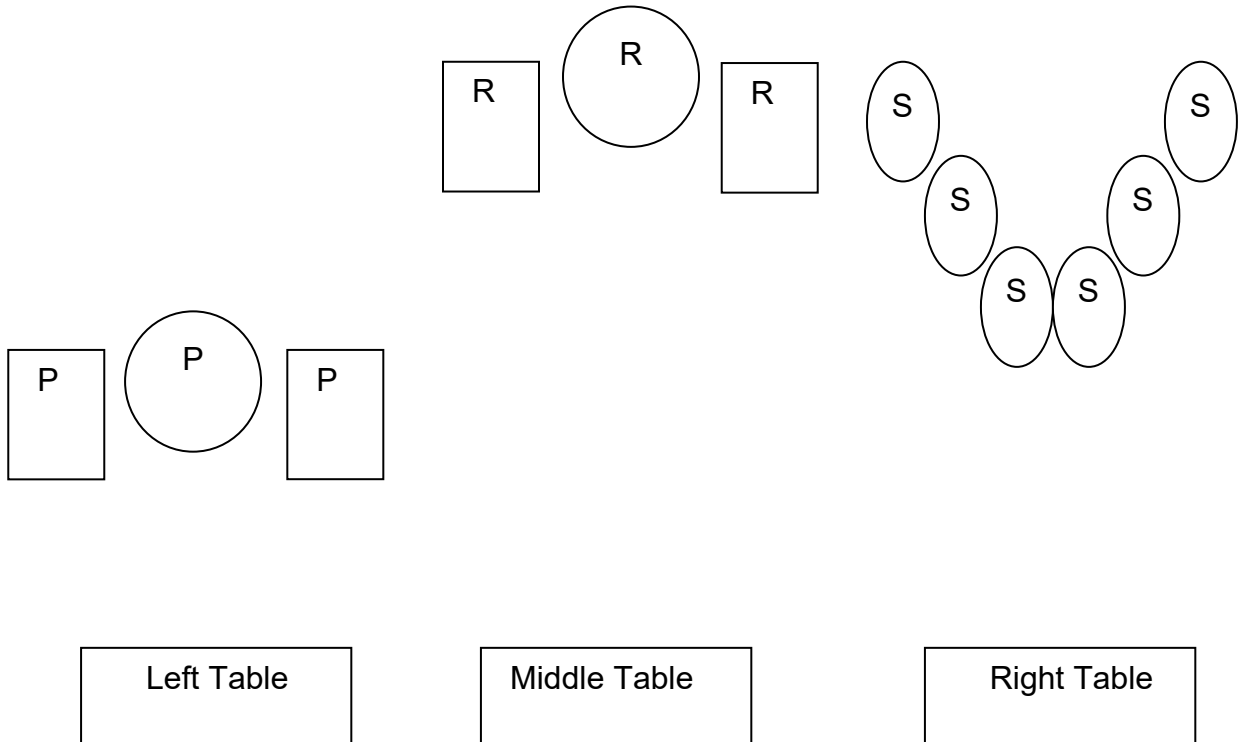
Staging: Pistols and rifle staged on left table, shotgun on right table.

Gun Order: Any order, shotgun last.

Scenario: Start standing behind left table, hands on hat, when ready say “***get it done!***” ATB using pistols and rifle sweep the targets in a 2-4-6-8 sweep from either end. Move to the right table knock down shotgun targets in any order.

Note: Pistols may be returned to the table or holstered.

Stage Five
10 Rifle 10 Pistol 6+ Shotgun

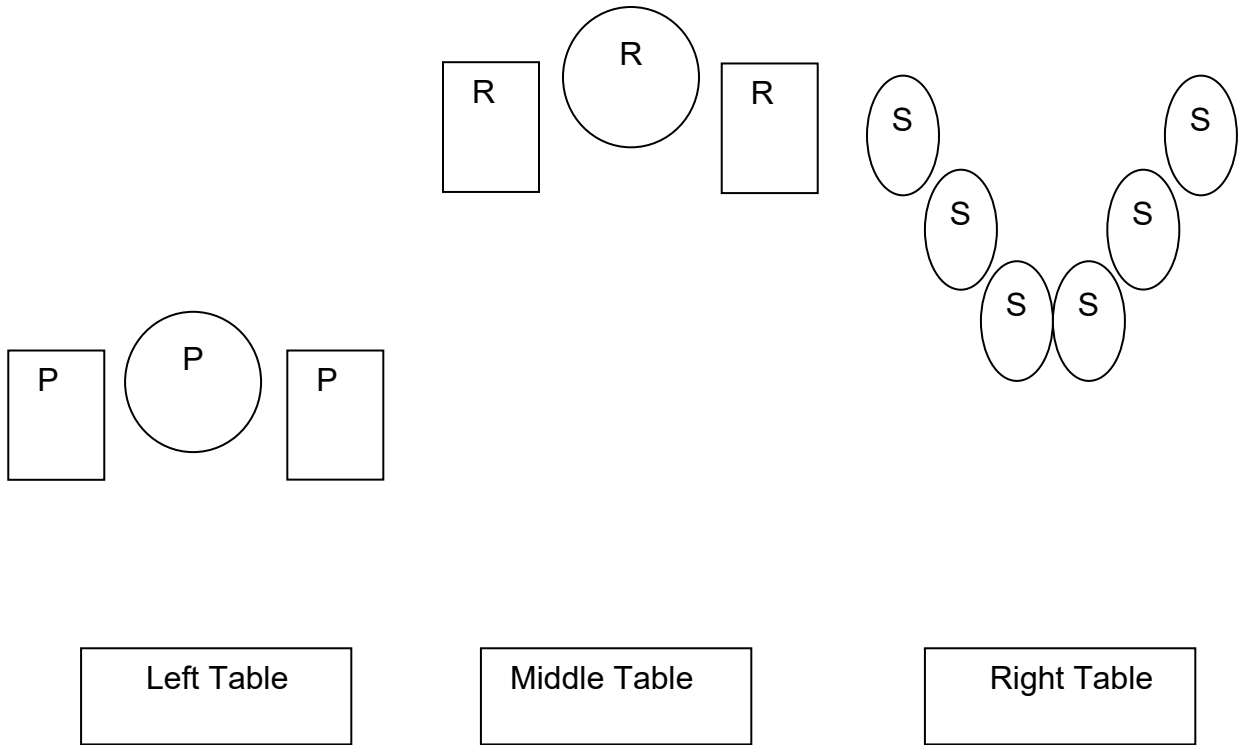


Staging: Pistols holstered, rifle staged on middle table, shotgun staged on right table.

Gun Order: Pistols, rifle, shotgun.

Scenario: Standing behind the left table hands at low surrender. When ready say, ***“I’m ready, are you”*** ATB with pistols place at least 2 rounds on each target. Move to middle table and with the rifle alternate between the outside targets for eight rounds and then place two rounds on the middle target. Move to the right table and with shotgun, knock down the shotgun targets, any order.

Stage Six
10 Rifle 10 Pistol 6+ Shotgun



Staging: Pistols holstered, shotgun staged on the right table, rifle in hand.

Gun Order: Rifle, shotgun, pistols.

Scenario: Standing behind the middle table with rifle in hand, when ready say ***“easy there pilgrim”*** ATB with rifle engage rifle targets in a 1-2-2 sweep beginning on either end, and repeat instructions, yes you may. Then move to the right table, and engage shotgun targets until down, in any order. Move to the left table and engage pistol targets per rifle instructions.