




Reg.Charity No. 1098619

P W S 4 THOUGHT



WINTER NEWSLETTER 2014/15

Paws 4 Thought is kindly supported by Natural Instinct





Spring Workshop for Clients and Trainers.



Saturday 18th and Sunday 19th April 2015

at

Stoke Mandeville Stadium, Aylesbury Bucks, HP21 9PP

Grass Roots

Building on good foundations!

Working in small groups to maximise learning time.

During the weekend we will refine and progress basic behaviours in Level 1 & 2

Saturday

Down on first request/cue, eliminating lure and hand signal.

Progressing down to stay down and down at a distance.

Good mannered greeting, how to stop unwanted jumping up bearing in mind it may be needed on cue at a later stage.

Loose lead walking and walking passed distractions.

Skills required for task work.

Sunday

Using the behaviours you have worked on there will be organised fun and games for you and your dog to enjoy.

The venue has 50 fully accessible hotel rooms. Dog A.I.D. will cover bed and breakfast for 1 night, all other requirements to be covered by the client.

Applications to Sandra@dogaid.org.uk in the first instance.

Please *do not* contact Stoke Mandeville direct.

Chairman's report from AGM year ending June 2014



Dog A.I.D. Stronger by the day and going for growth!

This year's report is again full of optimism. Our move, employment of staff and additional events has made this another busy year.

The Office

Moving to the Guide Dog Shrewsbury office has been a positive step for the charity. Guide Dogs have agreed to extend our stay for a further 6 - 12 months taking us through to 2015. We are actively looking for our own premises but much will depend on our budget and securing funding.

The benefit of employing 2 part-time members of staff has been seen in the progress that the office has made. Lizzie Charlton (20 hours per week) is working as office administrator. She has taken on the role with great enthusiasm and is making it easier for me to work on other areas of progress. Helen Juaundrell (10 hours a week) is working as a project manager. Helen has coordinated Crufts and The Shrewsbury Flower show, done research on costing's for our future needs and put together grant applications and looking at ways to recruit volunteers amongst many other things.

Despite our official line on our books being closed, we have started to take on a few new clients where we have trainers available. We will keep the numbers small for the time being so that office staff can keep up with the application process and monitoring of training.

There have been 10 newly qualified teams this year. Well done to those clients' and their dogs and trainers.

Finances

Once again our income has increased and our surplus is improved from 2 years ago. Grateful thanks must go to our treasurer, Rachel Pattison, who continues to keep our finances in good order and up-to-date.

Fundraising

Our finances only improve through the great determination and time given by so many of our clients, trainers and supporters. Your good work is really appreciated; we try to thank everyone through the pages in our newsletter, if you are not mentioned there **or you have not had a response to money sent in** do let the office know, but I would like to express my thanks on behalf of the trustee to all those that have given their time to raise funds for Dog A.I.D. This year I must just mention a couple of people who have gone that extra mile through competing in marathons. Val Hickson, now Roessener, having got married in June, ran a half marathon in Stafford and Steph Cooper completed the London marathon. Steph works for Barclays Bank so her £989.20 will be matched by the bank, so thank you both for such a great effort.

Crufts

Thank you to all those who attended Crufts in March helping to raise our profile, we had more clients with their dogs this year which is always a good attraction to the stand. I hope to see you all again next year and also some of our newly qualified teams.

PR

We have been able to work with a PR company this year. Hannah Newbury from Leaf Agency has done one day a month for the charity and in that time has increased awareness of the charity through newspaper and magazine articles in different areas of the country. One even resulted in a donation from the local council! Thank you Hannah for your expertise.



Chairman's report from AGM year ending June 2014



Newsletter

Lynn Stacey is going to be our new editor with the support of Midge Walster who has been in the role for the last 5 years. The newsletter is a very important medium and is just one of the ways in which the charity keeps in touch. As well as having the usual 'hard copy' you can also have it delivered to your email address, this would give you the opportunity to share it with family and friends who may then support us with further fundraising!

A huge THANK YOU to Midge for all her hard work putting the newsletter together, and, thank you Lynn for taking on the newsletter, hope you enjoy the challenge.

Trainers

Without our trainers we would not exist, so I really must say how much you are appreciated. You give your time and expertise freely helping clients and their dogs to achieve so much.

We are always looking to recruit more trainers so if any one of you knows a trainer who would be willing to help please do ask them to get in touch.

Future and Funding/Business continuity

The charity's aim this coming year has to focus on funding for the following

1. A pilot scheme aimed at helping more people through a residential intensive course for people who live in areas where we are unable to recruit trainers.
2. Funding to keep the employees that we have (the funding we have is just for 1 year) and increase the hours covered in the office.
3. New office facilities. Guide Dogs are very welcoming, however they have changes being implemented and this may require them to use the area that we occupy in the near future.
4. Increase the number of trainers through a recruitment drive.

Natural Instinct

Natural Instinct continues to support us with the cost of our newsletter and have now agreed to sponsor our trainers' polo shirts. If you would like one please contact the office by email. Many thanks to Natural Instinct we are pleased to display their logo on the backs of the polo shirts.

New Trustees

The recruitment of trustees must take some priority so that the charity grows and gains new life. There is one candidate for this year, Jean Bollom, Jean has a wealth of experience in organising events and is keen to help us in that area. For the safe future of the charity we need more people to share the load, especially those with charity knowledge and business skills.

The future looks bright for the charity.

In November we will be reassessed for our membership of ADEu ADUK ADI. We are confident that this will be successful and look forward to letting everyone know the results.

Next year's AGM

The plan for next year is to hold the AGM in July 2015 and separate from the training workshop. The event will offer greater opportunity for more clients and trainers to participate, both in training and qualified.

There will be an opportunity to share fundraising ideas and learn new ones, plus a guest speaker. Details will be in the Spring newsletter. Date and venue to be confirmed.

Sandra Fraser. Chairperson 2014.





DRUM ROLL PLEASE !



This is the section of our newsletter where we celebrate the success of our clients, dogs and trainers.

Level 1 Good Companion

Burnadette Clutton with Maisy, trainer Eryl Restall

Caroline Lewis with Sera, trainer Sam Redmand

Hannah Rice with Bella, trainer Jane Lovering

Ruth Piggott with Seren, trainer Jeanne Price

Laurence Castellina with Freddie, trainer Elaine Fairhurst

Mo Aegerter with Jazz, trainer Midge Walster

Hannah Rose with Mabel, trainer Angela Pitman

Level 2 Advanced Good Companion

Jeannette Kennelly with Roxy, trainer Elaine Fairhurst

Janet Burns with Marley, trainer Elaine Fairhurst

Caroline Edwards with Asha, trainer Midge Walster

Janice Arthur with Elsa, trainer Keith Warwick

Level 3 Final Certificate

Jeanette Kennelly with Roxy, trainer Elaine Fairhurst

Alan Bennett

We are sorry to announce the sad passing of Alan Bennett, husband of Erica who many of you will know when she was in the office at Cannock. Alan was a huge support to her and to Dog A.I.D.

Alan was on the Fund Raising Committee and helped man the stand at Crufts for several years using his expertise of engaging the public bringing their attention to Dog A.I.D. He was part of the workshop team arranging the Dog A.I.D. sales of merchandise and was always ready with a helping hand where it was needed. He had a cheery smile and kind words for everyone he met, he will be greatly missed.

R.I.P. Alan

Our thoughts are with Erica and family at this sad time.



Workshop September 2014



More fun and games at Stoke Mandeville Stadium

Heidi and I attended the training workshop at Stoke Mandeville Stadium in September. I knew what to expect as I went to our first workshop at the same venue in April, lots of hints and tips on how to teach your dog new skills and to maintain learnt skills plus lots of companionship and a fun Sunday playing training games. I was not disappointed.

We set off on Friday afternoon picking up our trainer Jeanne on the way - Heidi had to behave in the car as a result! After negotiating countless numbers of roundabouts from the motorway to the venue, we arrived, found our rooms and settled in. Over the next few hours other clients and dogs arrived and it was fun catching up with those who were returning and making friends with new faces.

Saturday was sectioned into 3 different training sessions and we split into groups (somewhat dependant on which dogs would get on best with others) we worked round the different groups in a round robin manner.

Heidi and I started off with picking up objects and learning to pick up new ones, new ways of approaching this act were suggested and we all gained from the advice given. We also began to learn about putting an item into a bucket and how to break this task down into small bite size pieces. We have worked on this at home and are developing this into a fun time at night.

Next we moved on to Keith and his innovative emergency pull bell. Basically it was teaching your dog to pull a cord to summon help. He showed us how to break the task into small bites and working up to actually pulling the cord when a bell would sound. From there we discussed how we could train our dogs to summon help using the equipment we have at home. This set me thinking about my situation at home and how, living on my own, I could summon a neighbour or a friend in an emergency. Using Heidi's enjoyment of pressing a 'This is Easy' button I have purchased a special mobile phone with an SOS button on the back and she is beginning to learn how to press it for help. Very much a work in progress.

After a very good lunch of baked potato and salad we came back for the first afternoon session which was focussed on leaving food. For a dog who lives for food this was not an easy task for Heidi and some of the other dogs but we all worked hard and made great strides in walking past tasty treats.

The final session of Saturday was spent looking at problems which we would like more help with. For example several of us wanted more guidance with 'downs' from a distance. So I joined with others trying to develop this skill.

We then spent time on the Annual General Meeting, covered elsewhere in this newsletter.

It was good to go out with Heidi and relax with some ball play and of course her supper and then we went to the café for a very good evening meal.

On Sunday we played a form of 'Ralley-O' where the obstacles were all tasks which we had worked on the day before. We all worked around the course with the dogs on leads, then they had to be off lead, walk past food on the ground, sit and stay in a hoop whilst the client went a distance away. Then the dog had to jump through a hoop and then move on to a task where I had to hold a cup of water and walk to another table and empty it whilst holding the dog lead. Not the easiest task with 2 sticks, a dog lead and a cup of water, but I managed it as did everyone else. Then it was picking up an object and giving it to the owner, walking over pipes on the ground and finally sitting, lying and standing on command.



We could do this activity several times, but it did bring home the skills the dog has to gain to become a qualified assistance dog. Each dog has to learn basic skills and then additional ones most suited to the owner's needs. Not an easy task for them, but I can honestly say that every dog there was enjoying itself, and was doing really well with all the tasks being covered.

Going on these training workshops I feel is a very valuable part of our training, it brings us together so that we can see that we are not on our own and brings a camaraderie which cannot be matched in our everyday lives, as by nature of the Dog A.I.D. training we are very often working on our own at home with our dog and therefore not really knowing

Margaret Russell and Heidi



Workshop September 2014

A Trainer's View

Another successful training weekend was held at Stoke Mandeville Stadium. Although a long haul for those of us travelling from "up north" the venue does have many advantages. This time, sessions were held in smaller, more compact rooms than last time. This is my second visit to this training location, some of the feedback from the previous workshop suggested that the sports hall was too large and noisy, making it difficult for clients to hear their trainers, so the more intimate, quiet, carpeted rooms were a welcome improvement to the training environment.

Those attending were;

Janice and Elsa (Labrador) - Margaret and Heidi (West Highland Terrier) - Marge and Tilly (Labrador)

Lorraine and Doris (Leonburger) - Caroline and Sera (GSD) - Ruth and Serren (Cavapoo)

Mo and Jazz (Collie) - Viv and Elsa (Labradoodle)

A real mix of size and breeds of dogs, challenging for trainers! Trainees were split into three groups and these small groups ensured plenty of individual attention.. There was a good selection of activities for attendees. Activities available included picking up items, greeting behaviour, down and or sit 🐾 🐾 🐾

Workshop September 2014 cont...

A Trainer's View ...

Sandra and Kirsten were trainers working with different activities. I was tasked to provide sessions on “Getting Help”. After lunch I worked with clients who had requested help with “lead pick up”. This is a really useful activity to teach your dog, after all, how many times have we accidentally dropped the lead when we are not concentrating. We don't want our dog to run off, far better that it picks up the leash and presents it to us. Again everyone had success, which was good to see.

Sunday was given over to fun with a serious side in Rally format. It was good to see owners stretching their dogs, improving their confidence, leading to off leash work.

For those who were unable to attend I have include my notes on the subject.

Teaching an Assistance Dog to “Get Help” varies greatly dependent on the environment.

- Some clients live in a flat with Warden support via a “talk back” system operated by dedicated red pull switches. This effectively links the owner and their dog to the outside world where help will be available.
- Others live alone in, for example, a house with no “modern” facilities. In this situation it is difficult for the dog to make the link with the exterior of the home. After all, if the owner has fallen and is incapacitated, who does the dog tell?

The two examples given are perhaps the extremes but it demonstrates the difficulty for owners and trainers to decide on a strategy to teach the dog when faced with a difficult situation. This could be described as entirely client led.

Let us consider some of the strategies that are available;

- **Bark**, as an indication of a problem. This is not reliant on equipment. The dog is taught to speak on cue to raise the alarm. A problem arising from this method is that the dog learns to bark inappropriately.
- **Passive** indication. The dog is taught when cued to sit or lie down in front of a carer or partner in order to indicate a problem. As with the bark, no equipment is needed.
- A **toy/handle** can be attached to the emergency **pull cord**. The dog is taught, when cued, to pull the cord via the toy or handle. Enthusiastic dogs can damage the pull cord. To avoid this problem the toy or handle are attached using a cord which will break before the damage occurs.
- A **toy/article** used as an indicator. The toy or article could be attached to a known place such as a wheelchair using Velcro or, perhaps be hung from the collar, known as a **bringsel**. On cue the dog takes the toy or article to a carer or partner to indicate that help is needed.
- A **push button** operating an audio visual device such as those available for the hard of hearing which indicates by tone and flashing light.
- A simple old fashioned **bell** which the dog rings with its foot or nose to raise the alarm.”

It would have been impossible to cover every aspect described above so, on Saturday I decided to teach the “pull cord” method. I produced a training jig with the help of a modified wireless door chime and a bathroom pull switch. The idea was to teach the dog to target a short piece of garden hose which eventually became the handle attached to the switch cord, that the dog was encouraged to pull. Everyone seemed to enjoy themselves and all succeeded in operating the pull cord. Care had to be taken with the larger breeds whose enthusiasm could have easily broken the cord!

I would like to thank Sandra and her team for a great weekend. I am certain that every attendee gained lots from their experiences.

Keith Warwick



It's something we all have to think about in the future, when the time is right for a successor dog, Brian tells his story ...



It's time to take it easy....

Harvey is nearly ten now, he has been as loyal a friend as anyone could wish for, also working for me as my assistance dog. I have a great affection for him and I do not want him to suffer just to please me. We have been virtually joined at the hip, he came with me everywhere, grocery, clothes, and even window shopping. He has also been with me to the Doctors, Hospital and, even the Dentist who I told he would bite you if it hurt, he was just perfect on our flight and holiday in the USA as well. He is of course VIP at all family functions as well as attending four weddings and a funeral.

But the time has come, his arthritis, although we have been medicating him for some time, has begun affecting his ability to get around properly I can see he is in pain after we have been out. He also now has a large lump on his rear leg which although does not appear to be causing him pain must be uncomfortable. I had to make the decision to retire him even though he has been on light duties for a couple of years..

This is a turbulent period as I felt guilty for not taking Harvey out with me; I could see he wanted to come. He still waits patiently by the door for me to return, then comes out to the gate to greet me. He is great and I will always gauge any other dog I have to him, he is a tough act to follow. I continue to feed him first and make sure he knows he is top dog.

Last year we took on a rescue labradoodle and renamed him Teddy, luckily his basic training was very good and after an assessment with Midge I was very happy that she agreed she would work with us to train Teddy. We were hopeful he would be able to take over from Harvey. In the house it was difficult to train Teddy as Harvey instinctively knows what I want and gets straight onto it. I cannot totally stop him working as he will probably always want to help. I have learnt to make sure Harvey is in another room and distracted so he doesn't hear the clicker and then we can make progress with Ted. It has been amusing sometimes when they both want to pick something up and they play tug of war with it, I just treat them both. In the park when we take them both and work on Teddy's recall and down stays Harvey generally follows suit and is waiting for his treat as well, no fly's on him.

Continuing on the training front it can be difficult to name the command because over the years Harvey just knows what I want and does it with minimal requesting. So following some sessions with Midge I think she has trained me again and we have been progressing well. Harvey does at last after a few months seem to be starting to take a back seat, he will stay on the sofa when I go into my dayroom whilst Teddy follows me around and waits under the desk. If I am gone too long Harvey will come to investigate and lay on the floor close by. I am glad Harvey and Teddy get on extremely well and are comfortable to sleep side by side on the sofa. Sometimes they

Brian, Kath, Harvey & Teddy



Shrewsbury Flower Show



Fundraising with Peter & Otie



My name is Peter Bond. I have been a Dog A.I.D. client and member since me and my dog were accepted in April 2012. My lovely furry friend is called Otie. He is a beautiful cream Labrador Retriever. Together, we like to help by fund raising for the charity by organising street and store collections across the South West of England.

This involves writing to councils and companies to request dates for collections to generate funds for Dog A.I.D. I have been fund raising for numerous charities on a voluntary basis ever since the age of ten and a half. Since then, I have helped support many charities. My previous dog; Bubbles, was a lovable German Shepherd Collie cross who gave me many years of happiness. We went everywhere together during the 12 and a half years of his life. We had many interesting and trying experiences together. It broke my heart when he passed away peacefully on 3rd March 2004.

On Friday, 4th February 2011, a very nice lady called Janey from Lukyma Labradors delivered Otie to me from her home in Dorset. Since then, Otie and I have become very good friends and inseparable. Otie has brought love, warmth and company into what was a lonely empty life.

In April 2011, I was contacted by a lovely lady called Helen Scholes, who is the Public Relations Officer for Stagecoach Devon. We were offered a free bus pass so that Otie could travel on the buses with me. We would like to pay a sincere vote of thanks to Helen, her company; Stagecoach Devon and all of their staff for their help and support. We attended courses of puppy dog training classes with Tailspin dog training, between April 2011 up to May 2012. We would like to thank Michelle Seabrook for all of her very kind help, support and advice.

In April 2012, we were accepted as clients of Dog Assistance In Disability. We were allocated a trainer, Leona Clark, who has been a tower of strength. I have learnt a whole encyclopaedia of knowledge about canine care thanks to Leona's dedicated help and support. I would like to express my heartfelt thanks to Dog A.I.D. and to our trainer; Leona, for all that you have done for us.

I have multiple disabilities including visual impairment. Therefore, me and Otie needed to have extra special dual training. Leona has made every effort, always believing in us and helping us with our training. We have managed to develop a number of additional skills that have vastly improved the quality of my life.

On 25th October 2012, we passed our Level One assessment. On Thursday, 24th April 2014, we were delighted when we passed the Level Two Assessment. We would like to thank Jeanne Price the assessor, for all of her help and support.

We made a short film of Otie doing his stuff and showing off his assisting skills. We would like to thank the two kind gentlemen who live in Lymstone Village called Ian Stuart Herbert and Brian Mather for all of their help in making the video film of me and Otie. In the near future, we are planning to make another film of Otie strutting his stuff, to help promote Dog A.I.D.

We have been training for our Level Three Assessment, which was scheduled to happen in October 2014. But this had to be put on hold. Otie became very ill. He was rushed into Caves Veterinary Specialist Hospital in Somerset on 16th October. Otie needed emergency surgery to remove a small plastic ball which Otie had swallowed accidentally. We are very pleased to report that Otie was released from hospital on 19th October 2014 and is now recovering at home. We would like to send our sincere thanks to the dedicated team of Caves Veterinary Specialists vets, the lovely team of nurses in Somerset to our local vets at Howard House and to Pet Plan. They did an absolutely sterling job, around the clock to save Otie's life. Thank you for your excellent efforts in restoring my special friend back to health and to all those who supported us during this difficult time.

It is also important to thank my present team of carers. Jacky, Debby, Lorraine, and June are from J L Care and House Proud Limited. Sandy also comes in from Premier Community Services Limited. These lovely people are like family to me and Otie. We really do not know what we would do without their dedicated help and support.

Otie has found new love with his little girl friend a West Highland white terrier called Aerial. The cute little white dog is known affectionately as little Aeres. She comes into my sheltered council bungalow with Jacky. Otie and Aerial enjoy a wonderful relationship, playing together happily and giving each other kisses.


But getting back to our adventures while fund raising, once we have been granted a collection date, we travel across the West Country to fund raising events. We set up the collection, with me sitting in my wheelchair, and Otie lying on his bed which also has a nice comfortable blanket. We use two to four sealed collection tins and two collection buckets.

Everyone we meet loves Otie who laps up all the love and attention. One good PR exercise which always wins hearts and minds, is a behaviour called Roll Over, Tickle Tummy. Otie rolls over on to his back with his legs in the air, then people, mainly women and children can stroke his chest and tickle his tummy. Wagging his tail happily is another way my special friend wins people's hearts. Now I have Otie in my life, people make the effort to talk to me, whereas before they would have ignored me. My dog is a really good ambassador for me and Dog A.I.D. Since 16th April 2014 we have been using our fund raising magic again to help generate much needed funds. We would like to offer our sincere vote of thanks to Mr. John Wade and all of his helpful staff of F Arthur Jones & Co, The Strand, Exmouth For helping me with the return forms and counter signing them. Their help and support makes our fund raising possible.

The list of places we have visited since April 2014 include; Axminster, Exeter, Totnes, Budleigh, *Peter & Otie* Exmouth, Hinton, Trago Mills Newton Abbot, Beer, Lyme Regis, Taunton, Dawlish, Trago Mills Falmouth, Sidmouth, Teinmouth and Tiverton. Some of these

Paws in the Park

Paws in the park', wow! I've never seen so many dogs in one place. It is such a nice place to go to and just wander around, all the dogs getting on amazingly. Plenty of stalls to spend your money on your much loved pooch, many things to have a go at and shows to watch, it is vast! But Ella and I weren't there for that, we were there to help on the Dog A.I.D. stand. Ella was on good form and seemed to know what was expected of her. She was more than willing to show the people her disappearing coin trick and enjoyed the attention! We weren't able



Ella doing her disappearing



to stay long, but am ... *Sandra & Ella*
pleased we went. Hope-
fully next year we can do longer!

"I have been asked by my agent/secretary to write a few words about my visit to the Kent Showground at Detling .

After a long relaxing drive from our home in West Sussex, the M25 is never fast! I arrived in the allocated car park in time for a comfort stop before meeting my adoring public at the Dog A.I.D. stand. I was advised to leave my large teddy bear in the car as the lady assisting me thought I might drop it! It took me some time to reach the Dog A.I.D. stand as I had several photo calls and numerous autographs to sign.

Why do people keep asking 'what is it?' Can't they see I am a Golden Doodle.

It was a very large show with lots of interesting smells on the way, treats, bedding, leads etc and in the centre the most energetic games I could ever imagine. Humans were hiding behind little half tents while their poor four legged friends had to find them and after all the screams and laughs from the crowd there wasn't even enough room to sit down in the tent! Other dogs were chasing their humans who skilfully avoided poles placed on two sticks so the poor animals had to jump over or even worse the humans managed to get the dogs running so fast they ended up running through a large plastic tube!

The worst thing I saw was a large container of cold water and dogs jumping in from a platform to see who could jump the furthest. I averted my eyes and hurried my assistant on to the Dog A.I.D.

... *Elsa*

FUNdraising is fun

Hello, My Name's Anita, I am a Dog A.I.D. client, I live in Lancashire with my husband and I have a wonderful assistance dog called George.

Dog A.I.D. changed my life when they trained George, firstly I had the most amazing trainer called Billie, even though she is no longer training she actively supports me and helps with fundraising. Our little team up here on the Fylde Coast consists of my husband Larry and me and our 2 dogs George and Freddie, but we are hoping to expand our little team. Over the four years we have been fundraising we have managed to raise a few thousand pounds and that sounds a lot but it is a drop in the ocean of what is needed for Dog A.I.D. to function.

We as clients need to raise funds and being disabled isn't a reason not to, like all clients I am disabled, I am in a wheelchair after a car crash over 30 years ago, I work full time and am well over 60 years old (no I am not giving my age away, let's say I have grey hair), on top of that I have had 2 strokes and raised a family.

Every pound raised is a pound Dog A.I.D. didn't have, if every client raised £100 each year it would help, it doesn't have to be large amounts, start off small, we all have families and friends, I couldn't do it without them. This year I have already done a stall at the Fleetwood Tram festival and raised £250, I have done a ride the lights in Blackpool and being sponsored were dressed up as dogs we have raised over £200, I am doing another Fete in Morecambe and then an auction in November at Billies Bistro (where the food is to die for), I also am looking into a collection at a supermarket and also a Victorian Festival in December.

It is fun, you meet people and the biggest advantage we have over other stalls is our dogs, people can't resist them and I know how many people come over and want to talk about George and Freddie and they love being touched, I wouldn't miss out on all this and knowing how much difference a few hundred pounds can make to DOG A.I.D.



Don't let disability be an excuse for not fund raising ... let it be the reason.

Anita & George

ROLL OF HONOUR...

High Five to all who have raised their paws to support us

Natural Instinct,
sponsorship for
Newsletter

Ros Fisher
Fundraising
events

Waitrose
£160.00

Steve
Baker
£80.00

Lucy Watts
nominated
charity
Friends For
Life.



Anita Castellina
various events
£250.00 &

Hair 21
Shrewsbury.
£10.00

Ironbridge
Lions, Silver
Over the
Bridge.

Alison
Tompsett
coffee
morning

Capable
Canines
Cornwall

Snodland
Beavers
£21.00

J A Dunn
raffle
£50.00

15th St Johns
Brownies
£25.00

Vivien
Sleightholm
Craft Group

Whittlesey
DTS
£50.00

Lynn Stacey
Online Dog
Show

Hetton &
Houghton
Charity Darts
& Dominoes

Ryhope
Carnival
Tombola
Lynn Stacey

Kathleen
Curtis do-
nation

Asda
Cannock

High Five to Val Roessener for her
 **continued support running the**
London Marathon again..



"Having run her first ever race this year, Val Roessener has a place in the prestigious London Marathon April 2015 and is again supporting Dog A.I.D. please go to <https://mydonate.bt.com/fundraisers/valeriehickson1>"

We try to include everyone's fundraising efforts, we do apologise if we have omitted anyone's fundraising, please give us a nudge so we can include it next time

If you have a fundraising story please get in touch, we would love to give you a HIGH FIVE and tell everyone about your good work

Send to lynn_stacey36@hotmail.com

Did you know


you can now TEXT your donations via

JustTextGiving
by  **vodafone**

To Donate to Dog A.I.D. Send DOGA10 £1 to 70070 to make a £1 donation or £2, £3, £4, £5 or

Fund Raising in the South East for 2014

High Five to Midge & the South East FUNdraising team...



Hi Everyone

I am lucky to have the support of clients and friends here in the South East and wanted to show how much they are appreciated by me and Dog A.I.D. It is so important for everyone to help in some way, no matter how small, to keep Dog A.I.D. afloat. Although we are fortunate to have volunteer trainers and support workers money is needed for many other things as I am sure you are aware so I thought I would share with you a year in the life of Dog A.I.D. South East Fund Raisers. As you can see the amounts differ starting at £5 but every penny helps. Our total so far this year is £2183.64

A huge thank you to all.



Coffee morning at the
Tompsetts £171



Carol&Steve's Garden
Party £284.59



Paws in the Park

Merchandise
sales
Hextable DTC

Strawberry
Tea on the
Village Green

Stand at
Avery Hill
University
£26.04

Donation
from
Hextable
DTC £5.36

Stand at
Hextable WW1
Picnic on the

Talk at
Gravesend
WI £85.20

Dogs Live
at Hop Farm

Book sale at
Hextable DTC
£20.30

Talk at
Ryarsh WI


Beckenham
DTC AGM

Forthcoming Events

Raffle at work run by Karol Reader

Talk at Egham Court Surrey

Collection at Lullingstone Park



Karol Readers
Walk £326.90

A second donation
following a talk
Darent Valley Pro-
bus Group £200

High Five to Peter Bond & Otie
for raising ...



£3172.23

WELL DONE

...Read about Peter &
Otie's FUNdraising on page 10

Need some FUNdraising ideas? ...

Hold a Quiz Night

Hold a Dog Show

Do a Sponsored Walk

Hold a Coffee Morning

Stamp Appeal

Hold a Bingo event

Raffles & Tombolas

Hold a Car Boot Sale

Collect in a coin jar

Do a Sponsored Dog Walk

Do you have any FUNdraising ideas? Any unique ways of fund-raising? We would love to hear about them so please share send to Lynn_stacey36@hotmail.com

Something new

A new addition to the newsletter is this fun section where we can share all things dog! ... doggy tips, doggy recipes and any ideas. So if you have a recipe your dog loves, an idea or a tip that has made your life easier ... then please share and send your ideas and tips in. send to lynn_stacey36@hotmail.com

Homemade Dog Treats

- 1 jar of pureed baby food - chicken, sweet potato, beef etc - no onions and avoid any with artificial preservatives
- 2 jars whole wheat flour—use the empty baby food jar to measure
- Half jar of water—use extra as needed

Directions

Preheat oven to 350° /180 or gas mark 4

Mix together baby food and water then add flour to form a stiff dough. If necessary, add extra flour or water as needed

On a lightly floured surface, roll out dough to about a 1/4 inch thick. Use cookie cutters to cut into desired shape or a pizza cutter to make cubes.

Line a baking tray with greaseproof paper, place treats about 1/2 inch apart. Bake for 20 - 25 minutes—a little longer for bigger pieces

Allow to cool completely before storing. To keep the treats 'crisp' store in a paper bag, you can store in an air-tight container but the treats may become soft, but they're still edible. The treats should keep for 1 month .. If they last that long!!

You can use this as a basic recipe and get creative with extra ingredients like grated carrots or sweet potatoes, a little bit of parsley for bad breath! blueberries, or some peanut butter.

You can make this recipe gluten free by using rice flour/ gluten free flour and make sure the baby food is gluten free too.

Why make these as a mas a dog-friend, bone wrap in



bon for a lovely gift.

*Recipe tried and tested by Fido
... Fido says yum!*

not some of treats Christ-gift for gy use a shaped and ribbon

Tip

To remove pet hair from upholstery, dampen a rubber glove and run your gloved hand over it

Tip

To clean your Kongs/treat dispensers use a baby bottle brush to get into all the



In this new section of the newsletter we tell you all about what's been going on in the world of the



@You can now have the newsletter sent to your email, just let the



'Interweb'

Dog A.I.D. have had a Facebook 'page' for some time now

you can find us at www.facebook.com/Dog.A.I.D

A new addition on Facebook is a 'group' set up for **Dog A.I.D. Members.**

This group has been set up following a request at the AGM 2014 to give Dog A.I.D. clients an area to chat, share experiences and ask advice from others who may be facing or have faced the same hurdles in their training.



Did you know... YOU CAN NOW FUNDRAISE ONLINE WITHOUT EVEN LIFTING A FINGER

Everyclick is a fundraising website and charity search engine. Raise money for Dog A.I.D

Don't forget the Dog A.I.D. website ... you can find out lots of information and check in for the latest news



Dog A.I.D. also have a TWITTER account



and can be found at ...

twitter.com/dogaid

Pop by and give us a

Top Titbit from Fido..

We understand that not everyone has access to the internet, so Fido will bring you the most talked about titbit from the land of the Interweb!

One of the most talked about 'helpful' items was an absorbent towel—**Groomers Aquasorb Towel** - they are made of super absorbent, lint-free chamois which absorbs water quickly, helping to reduce drying time. These towels can be used to dry wet dogs after a bath or dry wet feet when they come in from a walk, they can also be used to soak up spillages.

These have been tried & tested by Fido and are the most versatile and absorbent towels that we've used, especially good for drying wet and even muddy feet

these definitely get a thumbs up from Fido.

Psssst You can also get similar to



Dog A.I.D. does endorse or guarantee any products featured, any products and opinions given are sent in from readers and not necessarily that of Dog A.I.D.



Disability Hate Crimes – What you can do

It has come to our attention that some clients have been on the receiving end of some extremely unpleasant encounters with members of the public (we've even had shopping trolleys rammed into working dogs in supermarkets) who seems to think it's ok to verbally (or physically) attack someone with an Assistance Dog.

****NEWS FLASH**** It isn't!



SOwhat can you do? Simple: **Report it!**

BE PREPARED!

Have the number in your mobile phone, 999 if you are feeling threatened and are in a position to ring while the offence is taking place but use common sense, this may inflame or diffuse a situation; 101 as a non emergency, maybe consider having the numbers on speed dial.

What is disability hate crime?

Hate crimes and incidents are any crime or incident which is targeted at a victim because of the offender's hostility or prejudice against an identifiable group of people.

So any incident or crime, which is perceived by the victim or any other person to be motivated because of a person's **disability** or perceived disability will be recorded as such. This can be committed against a person or property.

How will the Police and CPS treat Disability Hate Crime?

The Police and other criminal justice agencies consider all hate crime to be very serious, including disability hate crime. When a case is prosecuted, the courts can impose a stronger sentence under powers from the Criminal Justice Act. This reflects the priority placed on these crimes. The Police have performance targets and measures in place to ensure the service they offer is of the highest standard.

General safety tips

Here are some tips to follow if you are out and about.

- Stay alert – awareness is your best defence.
- Leave venues with friends wherever possible.
- Try to stay in well-lit areas.
- Be confident – even if you don't feel it.
- Travel as if you know where you are going.
- Take the most direct route and try to stay within areas where other people are around.
- Trust your instincts – if you think something is wrong then act on it.
- Have your keys available when you reach your home or car.
- Keep money for taxis – the expense is worth it.

If you are a victim:

- Get help immediately.
- In an emergency **dial 999 or 112**.
- Make as much noise as you can to alert people.
- As soon as you can, go somewhere you know is safe.
- If you have been attacked, don't shower or change your clothes as it may destroy evidence.
- If you have the confidence, tell the police why you think you were attacked.
- If you have had your keys taken, ensure you change the locks.
- Don't drink alcohol – you need to give a clear account of what happened.
- Use the reporting systems to report the incident if you do not have the confidence to tell the police.
- If you want to stay anonymous, call **Crimestoppers** on **0800 555111**.
Use a **third party reporting centre**, the **self-reporting form** or the **online reporting facility** on this website.

If you are a witness:

- **Call 999 or 112**
- Let the police know what you've seen. Don't assume others will come forward. Many crucial witnesses walk away thinking someone else will report it.
- Stay alert and safe.
- Don't physically intervene – you could get hurt yourself.
- If it is safe to do so, take a photograph or video on your mobile phone. Remember, however, that the police are likely to need your phone as evidence.
- Record details of times, number plates, descriptions and so on. If you don't have a pen with you, leave a voicemail message on your mobile phone or write a draft text message. As soon as you can find a pen and paper, write down the information in as much detail as possible.
- If you want to stay anonymous, call Crimestoppers on **0800 555111**.
- Or use the self-reporting form or online reporting facility on www.report-it.org.uk.

Content reproduced from: www.report-it.org.uk/disability_hate_crime1



Dog A.I.D. Merchandise



Polo Shirts **New!**

Dog A.I.D. Polo Shirts for clients £11-99



Spotlit **New!**

Keep your dog safe!! Flashing or continuous light .£6-99 plus pp



Pin Badge

Enamel Supporters Badge £2.00

Pen

Squiggle Pen £1.50



Road Refresher Bowl

Large £11.95

Small £9.99

Crate brackets

Large £5.99

Small £4.99



Car Sticker

Car Sticker £2

Wording Dog A.I.D. Supporter



Cosy Clicker

Cosy clicker £4.50



Wrist Band

Wrist band £2

Wording—

Training pet dogs to change lives



Lead Sleeves

For New Clients Only

Lead sleeves made in the same material as the dog jackets. £7-99



Treat Toob

Fill with your dogs favourite food

Easy to hold and squeeze



No more sticky fingers!

Dishwasher friendly

New!

£7.99



Leather Collars & Leads

Hand made from best quality English bridle leather tanned by JE Sedgwick of Walsall. These are made 100% in house, from cutting the strap from the butt of leather to preparing finishing and burnishing.



Many thanks to David Williamson of Joseph Dixon Ltd of Walsall West Midlands, www.josephdixon.co.uk who provided the leather, working and cutting tools free of charge. As an example of his generosity a simple splitter costs nearly £400! He has provided everything needed to cut and produce these leads and collars so all proceeds of the sales go to Dog A.I.D. Contact the office for more details

The Yellow Pug

~ Pencil Pet Portraits ~



Prices start from just £35

How it works:

All you have to do is simply Email: emily_titley@yahoo.co.uk using 'Commission' or 'Question' in the email header and let us know your specifications (eg: Size, frame, Extra pets, etc) or what you would like to ask.

After the initial discussion we will ask for a 50% deposit (non-refundable) of the unframed price with the remaining balance to be paid upon your approval of the portrait.



Size	Price	Frame	Additional Pets
7"X5"	£35	£10 (10"x8")	£10 per pet
10"X8"	£45	£10 (12"x10")	£10 per pet
3X 6"X8"	£55	£10	N.A
16"x12"	£65	£10 (20"x16")	£10 per pet

Dog A.I.D. will be given a £5 donation for every commission

Natural Instinct®

Dog & Cat food as nature intended




Mr Murphy

"I get almost daily comments (including from our Vet!) on Mr Murphy's condition and have introduced many people to the benefits of Natural Instinct, not only for their dogs health and condition but also for the convenience on the owner's part. The packs are easily divided into meals and store very well in the freezer and fridge once thawed."

SUZANNE GARVEY

- ✓ Biologically Appropriate Raw Food (BARF) made using only the best, DEFRA approved, human grade ingredients.
- ✓ Free from artificial additives, colour, preservatives and fillers.
- ✓ Wide variety of recipes available in both complete balanced meals and complementary raw food for dogs and cats.
- ✓ Delivered frozen to your door also available at local stockists.
- ✓ Free, friendly and professional advice on raw feeding.
- ✓ Proudly supporting British produce. 

Natural Instinct Breeders Club
DISCOUNTS AVAILABLE



A member of:



5 Admiralty Way, Camberley, Surrey GU15 3DT
Tel: 01276 608500 • www.naturalinstinct.com

For more information about us and what we do contact:
Dog A.I.D. Office, Suite A, Ground Floor, New Zealand House,
160-162 Abbey Forge, Shrewsbury, Shropshire SY2 6FD
01743 588469 www.dogaid.org.uk