



ANNUAL EDUCATION RESULTS REPORT

2022-2023

DELTA WEST ACADEMY

www.deltawestacademy.ca

414 11A Street NE

Calgary, AB T3E 4P3

Phone: 403-290-0767



ANNUAL EDUCATION RESULTS REPORT 2022-2023

Delta West Academy's AERR presents the results of local and APORI data relating to the 2022-2023 school year. This report will reflect on the assurance indicators of Student Learning, Teaching and Leading, Learning Supports, Governance, and Local Measures. These domains are key components to AB Education's continuous cycle of improvement and these results will also be reflected in future Education Plans for DWA.

MESSAGE FROM THE BOARD OF DIRECTORS:

Board of Directors

President: Jennifer Rees

Treasurer: Denise Dutchuk-Smith

Secretary: Tara Peters

Directors: Nicolas Dunne, Anne Philip, Leslie Gregory

For over thirty years Delta West Academy has been producing confident, well-adjusted and academically excellent students that are able to take on the world and soar.

There are many factors that make Delta West Academy a unique school in a class all by itself. The small class sizes, a maximum of 12 per grade, allow the students to receive a level of attention and instruction from the teachers that is impossible in a school with large classes. The small numbers also foster and allow the creation of a unique community from Pre-ECS all the way up to Grade 12. The students look out for each other and this creates a safe and caring environment where every student is able to reach their potential and find their passion.

Accountability Statement:

The Annual Education Results Report for Delta West Academy for the 2022/2023 school year was prepared under the direction of the Board of Directors in accordance with the responsibilities under the Private Schools Regulation and the Ministerial Grants Regulation. The Board is committed to using the results in this report, to the best of its abilities, to improve outcomes for students and to ensure that all students in the school authority can acquire the knowledge, skills and attitudes they need to be successful and contributing members of society. This Annual Education Results Report for 2022/2023 was approved by the Board on November 30, 2023.



Jennifer Rees, President

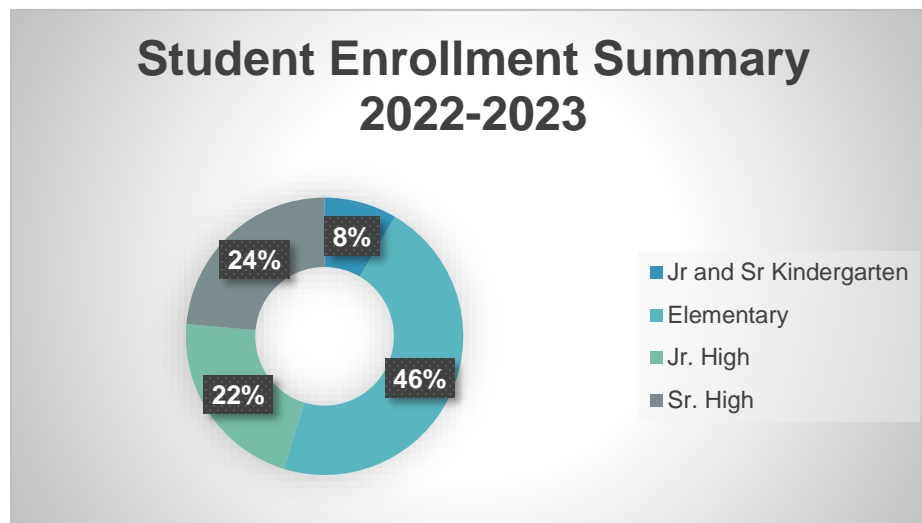
Delta West Academy Society Board

November 2023



Who We Are:

Delta West Academy is a co-educational, non-denominational day school which challenges average to above average and gifted students to achieve exceptional outcomes through profound experiences both in and out of the classroom. We embrace our multi-culturalism in both our student body and staff. Students come from all quadrants of Calgary as well as from surrounding communities which further adds to our diversity.



For over 30 years, small class sizes have continued to be the cornerstone of DWA's program. A low student to teacher ratio allows the students to speak often, share their thoughts, mentally manipulate the information they are learning, listen to the ideas of others, and, most importantly, to question what they see, read, and hear in order to become critical, independent thinkers.

While the emphasis is on academic excellence, the school's program is well-balanced with fine arts, physical education, regular off-campus experiences (both local and international), clubs, Dragons Athletics, school activities, community outreach, and special events to nurture the developing minds and personalities of the DWA students. A large variety of school community activities, from fundraisers to fun days, keep everyone involved and active in growing DWA to its full potential (Dragon Values).

Above all, the students at Delta West Academy are treated as individuals. The teachers know them as individuals and the students know each other as individuals.

DWA Mission Statement:

We create confident and engaged learners by providing the most excellent, student-centred learning environment.

DWA Motto: For Myself, My Future, Our World

At Delta West Academy, students are encouraged to excel, and we create the safe, caring and invigorating learning environment where they can do it.

Ultimately, we believe every child can be successful in whatever they choose to do:

- to be inspired as life-long achievers
- to reach the goals they set for themselves
- to live a life of strong purpose and fulfilment
- and ultimately, to create a dynamic world they will live and succeed in.

Everyone, including staff, students and parents, has a responsibility in maintaining a cohesive, safe, and vibrant school community through honest and timely communication, being committed to the vision of DWA and contributing to the progress and growth of the school community.

Our vision has always been centred on a safe, caring environment where all stakeholders (students, faculty, and parents) play a role in providing a setting that supports students in the achievement of exceptional academic and personal goals and experiences.

“Rooted in Community, Strengthened in Diversity, Inspired by Excellence!”

DWA Leadership Team 2022-2023:

Head of School: Denise Dutchuk-Smith

Principal: Jocelyn Forrester

Vice Principal: Aileen Forsch

Director of Admissions: Amanda Dennis



ACCOUNTABILITY PILLAR OVERALL SUMMARY (MAY 2023)

Required Alberta Education Assurance Measures - Overall Summary Fall 2023

School: 9972 Delta West Academy

Assurance Domain	Measure	Delta West Academy			Alberta			Measure Evaluation		
		Current Result	Prev Year Result	Prev 3 Year Average	Current Result	Prev Year Result	Prev 3 Year Average	Achievement	Improvement	Overall
Student Growth and Achievement	Student Learning Engagement	91.6	85.7	85.7	84.4	85.1	85.1	n/a	Improved	n/a
	Citizenship	90.1	82.2	85.7	80.3	81.4	82.3	Very High	Maintained	Excellent
	3-year High School Completion	*	*	n/a	80.7	83.2	82.3	*	n/a	n/a
	5-year High School Completion	*	n/a	86.7	88.6	87.1	86.2	*	*	*
	PAT: Acceptable	95.6	92.6	n/a	63.3	64.3	n/a	Very High	n/a	n/a
	PAT: Excellence	42.2	51.9	n/a	16.0	17.7	n/a	Very High	n/a	n/a
	Diploma: Acceptable	63.5	92.9	n/a	80.3	75.2	n/a	Very Low	n/a	n/a
	Diploma: Excellence	11.5	14.3	n/a	21.2	18.2	n/a	Low	n/a	n/a
Teaching & Leading	Education Quality	96.0	87.4	88.5	88.1	89.0	89.7	Very High	Improved	Excellent
Learning Supports	Welcoming, Caring, Respectful and Safe Learning Environments (WCRSLE)	90.7	81.9	81.9	84.7	86.1	86.1	n/a	Improved	n/a
	Access to Supports and Services	90.5	80.8	80.8	80.6	81.6	81.6	n/a	Improved	n/a
Governance	Parental Involvement	91.8	75.5	83.9	79.1	78.8	80.3	Very High	Maintained	Excellent

Notes:

- Data values have been suppressed where the number of respondents/students is fewer than 6. Suppression is marked with an asterisk (*).
- Caution should be used when interpreting high school completion rate results over time, as participation in the 2019/20 to 2021/22 Diploma Exams was impacted by the COVID-19 pandemic. In the absence of Diploma Exams, achievement level of diploma courses were determined solely by school-awarded marks.
- Aggregated PAT results are based upon a weighted average of percent meeting standards (Acceptable, Excellence). The weights are the number of students enrolled in each course. Courses included: English Language Arts (Grades 9, 9 KAE), Français (9e année), French Language Arts (9e année), Mathematics (Grades 9, 9 KAE), Science (Grades 9, 9 KAE), Social Studies (Grades 6, 9, 9 KAE).
- Participation in the Provincial Achievement Tests and Diploma Exams was impacted by the COVID-19 pandemic from 2019/20 to 2021/22. School years 2019/20, 2020/21 and 2021/22 are not included in the rolling 3-year average. Caution should be used when interpreting trends over time.
- Participation in the Provincial Achievement Tests and Diploma Exams was impacted by the fires in 2018/19 and 2022/23. Caution should be used when interpreting trends over time for the province and those school authorities affected by these events.
- 2022/23 Provincial Achievement Test results do not include students who participated in the optionally implemented/piloted curriculum and were excused from writing in those subject areas.
- Security breaches occurred over the last few days of the 2021/22 PAT administration window. Students most likely impacted by these security breaches have been excluded from the provincial cohort. All students have been included in school and school authority reporting. Caution should be used when interpreting these results.
- Aggregated Diploma results are a weighted average of percent meeting standards (Acceptable, Excellence) on Diploma Examinations. The weights are the number of students writing the Diploma Exam for each course. Courses included: English Language Arts 30-1, English Language Arts 30-2, French Language Arts 30-1, Français 30-1, Mathematics 30-1, Mathematics 30-2, Chemistry 30, Physics 30, Biology 30, Science 30, Social Studies 30-1, Social Studies 30-2.

Required Alberta Education Assurance Measures - Overall Summary

Measure Evaluation Reference

Fall 2023

School: 9972 Delta West Academy

Achievement Evaluation

Achievement evaluation is based upon a comparison of Current Year data to a set of standards which remain consistent over time. The Standards are calculated by taking the three-year average of baseline data for each measure across all school jurisdictions and calculating the 5th, 25th, 75th and 95th percentiles. Once calculated, these standards remain in place from year to year to allow for consistent planning and evaluation.

The table below shows the range of values defining the five achievement evaluation levels for each measure.

Measure	Very Low	Low	Intermediate	High	Very High
Citizenship	0.00 - 66.30	66.30 - 71.63	71.63 - 77.50	77.50 - 81.08	81.08 - 100.00
3-year High School Completion	0.00 - 65.95	65.95 - 74.10	74.10 - 84.79	84.79 - 89.00	89.00 - 100.00
5-year High School Completion	0.00 - 72.59	72.59 - 80.82	80.82 - 89.18	89.18 - 91.96	91.96 - 100.00
PAT: Acceptable	0.00 - 62.15	62.15 - 67.21	67.21 - 77.26	77.26 - 82.01	82.01 - 100.00
PAT: Excellence	0.00 - 10.15	10.15 - 13.39	13.39 - 17.84	17.84 - 23.74	23.74 - 100.00
Diploma: Acceptable	0.00 - 71.45	71.45 - 78.34	78.34 - 84.76	84.76 - 87.95	87.95 - 100.00
Diploma: Excellence	0.00 - 9.55	9.55 - 12.59	12.59 - 19.38	19.38 - 23.20	23.20 - 100.00
Education Quality	0.00 - 80.94	80.94 - 84.23	84.23 - 87.23	87.23 - 89.60	89.60 - 100.00
Parental Involvement	0.00 - 70.76	70.76 - 74.58	74.58 - 78.50	78.50 - 82.30	82.30 - 100.00

*** The tables included in this report are summaries of overall responses by teachers, students, and parents. Each category included multiple questions. Anyone who would like to view the full APORI results is encouraged to contact the DWA Administration.



Additional Considerations:

1. The government survey is conducted in February when half of the school year is yet to come but parents, students and teachers are expected to comment on the whole school year. Courses that are offered in the second semester cannot be commented on, nor can any initiatives, events, improvements, or progress that happen in the second half of the school year.
2. The teacher and student surveys are conducted online and done at school ensuring a very high percentage of participation; DWA has less control over the completion of the survey by our parent population. For this year's results only 11 parent survey responses were recorded which represented only 13.5% of the school community (81 families, 106 students).
3. The Alberta Education survey is a generic one sent to families all over Alberta. The questions, by their nature, are not always applicable to niche schools such as Delta West Academy. Many of the questions have no relevance to our school at all and cause confusion in our community of respondents (parents, teachers, and students alike). This in turn presents some unusual results.
4. Lastly, the surveys are only sent to families of students from Grade 4 to Grade 12. The Kindergarten to Grade 3 families have no voice in these surveys. Thus, 34% of our school community is not represented in the results.

Therefore, with the exception of the teacher and student results, we cannot consider this year's survey results to be an accurate reflection of the thoughts and opinions of our entire school community. It is important to keep this in mind when reading the percentages for each section.

To get a better measure of parent feedback for the continued growth and development of our programs, DWA conducted an online survey in June where 28 families, 35% of our families participated. Typically, we see improved parent response rates in our independent survey. However, there was still a lack of overall participation despite sending the link several times at the end of this year. Although we had lower than usual participation, this survey was still valuable as it allowed for feedback from families from all divisions, and these results, in combination with the APORI data, will help to drive our future planning.

Public Interest Disclosure Act (Whistleblower Protection):

It is a requirement to report on the Public Interest Disclosure. Pursuant to section 32 of the Public Interest Disclosure (Whistleblower Protection) Act, no disclosures were received by Delta West Academy for the 2022-2023 school year.

STUDENT GROWTH AND ACHIEVEMENT:

Engagement:

The percentage of teachers, parents and students who agree that students are engaged in their learning at school.

	Delta West Academy										Alberta												
	2019		2020		2021		2022		2023		Measure Evaluation			2019		2020		2021		2022		2023	
	N	%	N	%	N	%	N	%	N	%	Achievement	Improvement	Overall	N	%	N	%	N	%	N	%	N	%
Overall	n/a	n/a	n/a	n/a	82	88.4	79	85.7	86	91.6	n/a	Improved	n/a	n/a	n/a	n/a	230,956	85.6	249,740	85.1	257,214	84.4	
Parent	n/a	n/a	n/a	n/a	22	90.9	14	78.6	11	100.0	n/a	Improved	n/a	n/a	n/a	n/a	30,994	89.0	31,694	88.7	31,862	87.3	
Student	n/a	n/a	n/a	n/a	51	74.4	53	78.5	61	77.2	n/a	Maintained	n/a	n/a	n/a	n/a	169,789	71.8	187,102	71.3	193,029	70.9	
Teacher	n/a	n/a	n/a	n/a	9	100.0	12	100.0	14	97.6	n/a	Maintained	n/a	n/a	n/a	n/a	30,173	96.0	30,944	95.5	32,323	95.1	

Comment on Results:

DWA is pleased with the overall results of the engagement of our community stakeholders.

There was a significant increase in the parents' views of engagement raising to 100%, however there were only 11 parent surveys recorded. Although only 11 parents completed the survey, we can still see that of the parents who completed, we have much higher numbers strongly agreeing that students are learning useful literacy and numeracy skills at DWA.

		N	Strongly Agree %	Agree %	Disagree %	Strongly Disagree %	Don't Know %	Top 2 Box %
The literacy skills your child is learning at school are useful	2021	22	41	55	5	0	0	95
	2022	14	50	29	7	14	0	79
	2023	11	82	18	0	0	0	100
The numeracy skills your child is learning at school are useful	2021	22	41	50	9	0	0	91
	2022	14	50	36	7	7	0	86
	2023	11	73	27	0	0	0	100
Your child is learning what they need to know	2021	22	32	55	9	5	0	86
	2022	14	36	36	29	0	0	71
	2023	11	73	27	0	0	0	100

Our student engagement results were generally maintained.

	Delta West Academy										Alberta									
	2019		2020		2021		2022		2023		2019		2020		2021		2022		2023	
	N	%	N	%	N	%	N	%	N	%	N	%	N	%	N	%	N	%	N	%
Student - All	n/a	n/a	n/a	n/a	51	74.4	53	78.5	61	77.2	n/a	n/a	n/a	n/a	169,789	71.8	187,102	71.3	193,029	70.9
Student - Grade 4-6	n/a	n/a	n/a	n/a	18	80.6	17	73.5	17	84.8	n/a	n/a	n/a	n/a	72,572	69.4	76,983	67.7	77,144	67.6
Student - Grade 7-9	n/a	n/a	n/a	n/a	18	81.9	18	80.3	21	71.4	n/a	n/a	n/a	n/a	57,018	74.6	62,744	74.7	63,659	73.2
Student - Grade 10-12	n/a	n/a	n/a	n/a	15	60.7	18	81.7	23	75.4	n/a	n/a	n/a	n/a	40,199	71.3	47,375	71.4	52,226	71.7

Seeing the improvements in our Grade 4-6 students was encouraging. In the previous school year, DWA was piloting the new curriculum which did require changes to our programming and resulted in an increase in the difficulty of the Math curriculum. Our hope was that through continuing to implement the new curriculum that we would see a return to higher engagement with the students as they became more familiar with the new structure of the curriculum. The results seem to support this as the Grades 4-6 students demonstrated much higher levels of satisfaction with learning Math and Language Arts for the 2022-2023 school year.

		N	Yes %	No %	Don't Know %	Top 2 Box %
Do you like learning language arts	2021	18	78	11	11	78
	2022	17	76	24	0	76
	2023	16	88	13	0	88
Do you like learning math	2021	18	83	6	11	83
	2022	17	71	18	12	71
	2023	17	82	18	0	82

Our Junior High students showed the most decline in the results of engagement. These results are not surprising to DWA given the amount of support that were required for this group of students throughout the year on their overall attitudes and growth mindset. As a community, we came together many times to work on resiliency and mental health strategies to support the students, many who were feeling very overwhelmed by their introduction to junior high or needing to work on efficiency and organizational skills. It is DWA's belief that we are beginning to see delayed impacts from the Covid-19 pandemic, and the early introduction to so much online time for these students. The attention span, and ability to focus, as well as relationship building have all been impacted. These same impacts were also observed in the High School students. Their levels of engagement were also impacted by feeling concerned about Diploma Exams which for the 2022-2023 students were their first standardized assessment as the PATs in 2020 were cancelled.

Key Strategies:

DWA strongly believes that student engagement begins with developing relationships, including between teacher and student, between fellow students, and between the students and the curriculum. Continuing to hire subject experts will ensure that the teachers' passion for the subject can be passed on to the student. As a school, we are also working to provide more off-campus experiences, as well as those with guest speakers to enrich the curriculum outcomes. For the 2023-2024 school year, DWA is implementing a Friday afternoon program for all Grades 7-12 students to remove barriers for planning field trips and to ensure that each subject is brought to life through extra experiences. DWA will also look towards supporting the students in developing their resiliency through teacher professional development, workshop sessions, and through consistent expectations of each student achieving their own excellence. We will work with organizations to provide community engagement opportunities for the students, including the Mustard Seed, Calgary Women's Center, and Little Chief Tsuut'ina Cultural Center. DWA will also continue to alternate whole school activities of Multicultural Fair and DWA's Got Talent.

Citizenship:

Percentage of teachers, parents and students who are satisfied that students model the characteristics of active citizenship.

	Delta West Academy										Measure Evaluation			Alberta									
	2019		2020		2021		2022		2023		Achievement	Improvement	Overall	2019		2020		2021		2022		2023	
	N	%	N	%	N	%	N	%	N	%				N	%	N	%	N	%	N	%	N	%
Overall	59	95.6	66	89.2	82	91.1	79	82.2	86	90.1	Very High	Maintained	Excellent	265,614	82.9	264,413	83.3	230,843	83.2	249,770	81.4	257,231	80.3
Parent	13	92.3	9	80.0	22	92.7	14	69.6	11	98.2	Very High	Improved	Excellent	35,247	81.9	36,891	82.4	30,905	81.4	31,689	80.4	31,869	79.4
Student	34	94.4	48	87.7	51	80.7	53	78.8	61	82.3	Very High	Maintained	Excellent	197,090	73.5	193,577	73.8	169,741	74.1	187,120	72.1	193,015	71.3
Teacher	12	100.0	9	100.0	9	100.0	12	98.3	14	90.0	Intermediate	Maintained	Acceptable	33,277	93.2	33,945	93.6	30,197	94.1	30,961	91.7	32,347	90.3

Comment on Results:

Active citizenship is a major priority for Delta West Academy. Our goal is to develop community-minded citizens who will not only be successful in their chosen field, but who will be an asset to any organization due to their values. The language of “Dragon Values” is consistently used in the school when mediating conflict and setting expectations for behaviour. We are pleased to see an increase overall, as well as with our parent and student responses. The most impressive increase is with our parent responses, jumping from 69.9% to 98.2%. DWA has been working with both students and parents to help them recognize that conflict and mistakes are part of being human, but we work together in collaboration to come to a resolution that ensures accountability for actions, empathy, and personal growth.

Overall, 83.8% of students are satisfied with the citizenship displayed by their peers at DWA. Over the past few years, DWA has been working very hard with our Elementary and Junior High students, on peer interactions, so it is encouraging to see a significant increase in how they view citizenship. Grades 4-6 students responded that they feel there has been significant improvement in being encouraged to try their best, students following the rules, students helping each other, and students respecting each other. Grades 7-9 students responded with encouraging improvement that they felt they were encouraged to get involved in their communities, that students follow the rules, help each other, and respect each other.

Percentage of teachers, parents and students who are satisfied that students model the characteristics of active citizenship.

	Delta West Academy										Alberta									
	2019		2020		2021		2022		2023		2019		2020		2021		2022		2023	
	N	%	N	%	N	%	N	%	N	%	N	%	N	%	N	%	N	%	N	%
Student - All	34	94.4	48	87.7	51	80.7	53	78.8	61	82.3	197,090	73.5	193,577	73.8	169,741	74.1	187,120	72.1	193,015	71.3
Student - Grade 4-6	16	100.0	21	95.2	18	77.1	17	70.6	17	83.8	83,891	77.3	80,145	77.4	72,683	77.3	77,098	75.6	77,266	74.9
Student - Grade 7-9	12	93.3	20	87.9	18	86.5	18	71.3	21	85.6	63,855	71.3	63,667	71.5	56,939	74.2	62,683	71.9	63,590	70.1
Student - Grade 10-12	6	90.0	7	80.0	15	78.4	18	94.4	23	77.4	49,344	71.9	49,765	72.5	40,119	70.9	47,339	68.8	52,159	68.8

The results in our Grade 10-12 students are expected, as significant time and resources were dedicated to this group of students for the 2022-2023 school year due to dissolution of personal relationships impacting the entire High School group. Given the friction that DWA worked to mediate throughout the school year, it is understandable that there were declines in how students felt about others following the rules, helping and respecting each other.

The most concerning factor for DWA is the decline in our teacher results. A nearly 10% drop in how teachers view active citizenship at DWA will need to be addressed for the 2023-2024 school year.

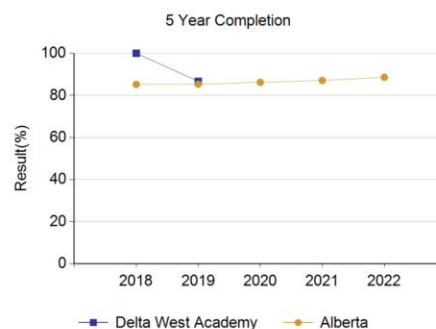
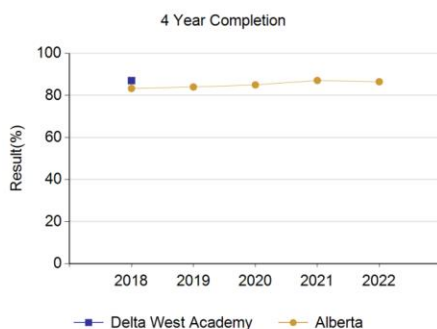
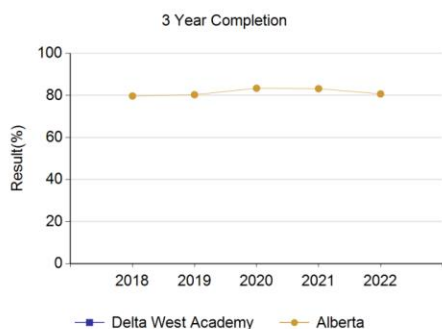
Key Strategies:

DWA will continue to implement “Dragon Values” into all aspects of our school community. Providing a common language for the students and referencing it often will ensure that the students have clarity in the expectations for their behaviour. Teachers will need to work on their professional development of enforcing expectations, for all students. This will require administrative support in ensuring uniform and cell phone policies are enforced, as well as creating consistent consequences for frequent lates. Throughout Covid-19, due to supply issues, and washability of uniform pieces, some of our policies were relaxed, which has created more issues. As we move forward with a new uniform supplier for reduced shipping times, we expect that students will follow the policies and show respect for the school by wearing proper uniform. DWA will continue to provide opportunities for students to engage with the community through school wide initiatives and Student Council led activities. This includes

placing value on participating in the Field of Crosses, Food Drives, and Fun-Lunch fundraisers. We will look to create more opportunities for the students to help the disadvantaged to keep our students, particularly the High School students, both humble and grateful for the opportunities that are afforded to them.

High School Completion Rates:

	Delta West Academy										Alberta												
	2018		2019		2020		2021		2022		Measure Evaluation			2018		2019		2020		2021		2022	
	N	%	N	%	N	%	N	%	N	%	Achievement	Improvement	Overall	N	%	N	%	N	%	N	%	N	%
3 Year Completion	5	*	n/a	n/a	1	*	4	*	2	*	*	*	*	44,978	79.7	45,354	80.3	46,245	83.4	47,675	83.2	48,340	80.7
4 Year Completion	6	87.0	5	*	n/a	n/a	1	*	4	*	*	*	*	44,994	83.3	44,980	84.0	45,351	85.0	46,242	87.1	47,660	86.5
5 Year Completion	7	100.0	6	86.7	5	*	n/a	n/a	1	*	*	*	*	44,842	85.2	44,988	85.3	44,972	86.2	45,344	87.1	46,238	88.6



Comment on Results:

Students who start at DWA in Grade 10 and remain for Grade 12 write up to six Diploma Exams and generally all in the higher-level academic stream. Our rigorous High School program prepares students to succeed not only at DWA, but also in the university and colleges they will be attending in the future. We are pleased with continuing DWA's high standards for academic achievement in our High School program.

Key Strategies:

DWA strives to support all students in their academic success through many initiatives. These initiatives include ATI (access to instruction), re-assessment, and offering multiple ways for students to demonstrate their understanding through differentiated assessment. We will continue to offer small class sizes for individualized attention, leadership opportunities, participation in Performing Arts and Physical Education classes, access to career counselling, and individualized assistance with university applications and schedule creation with Ms. Dutchuk-Smith, Head of School.

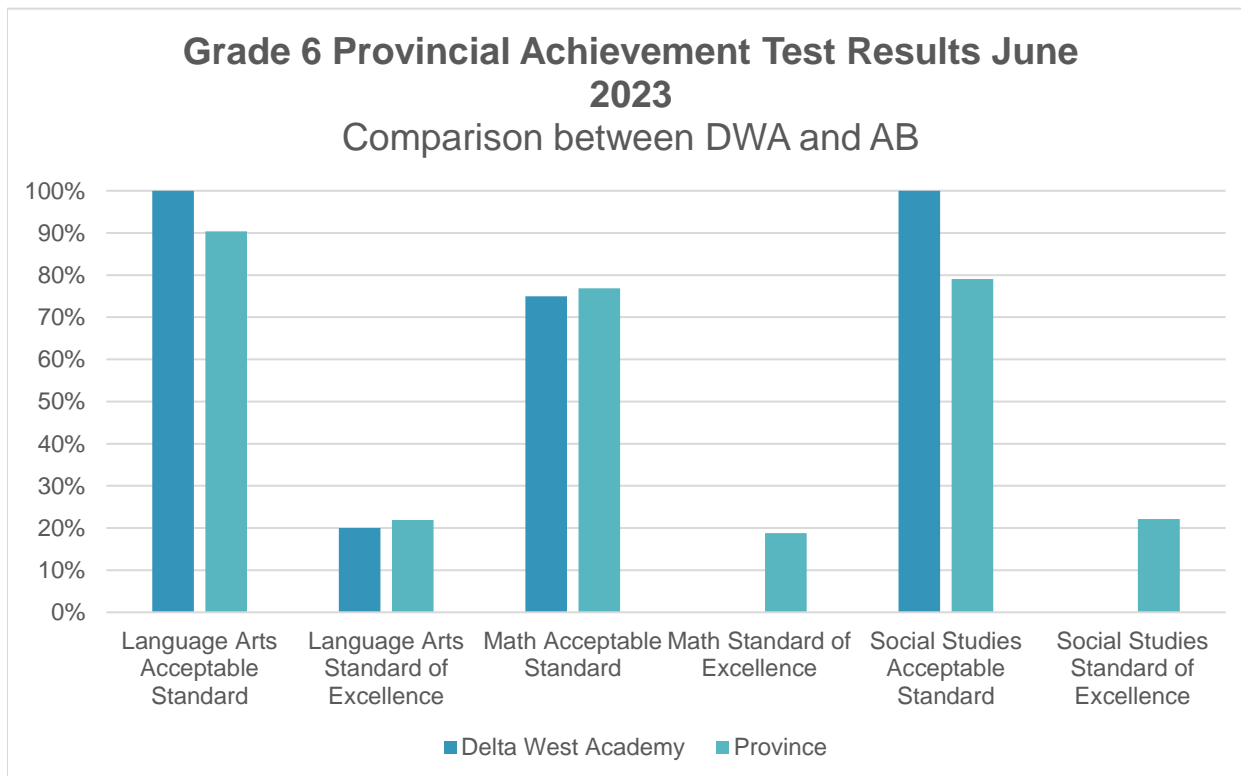
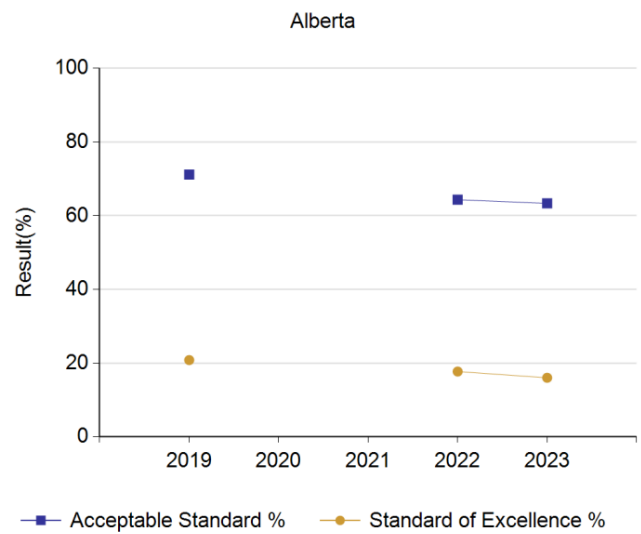
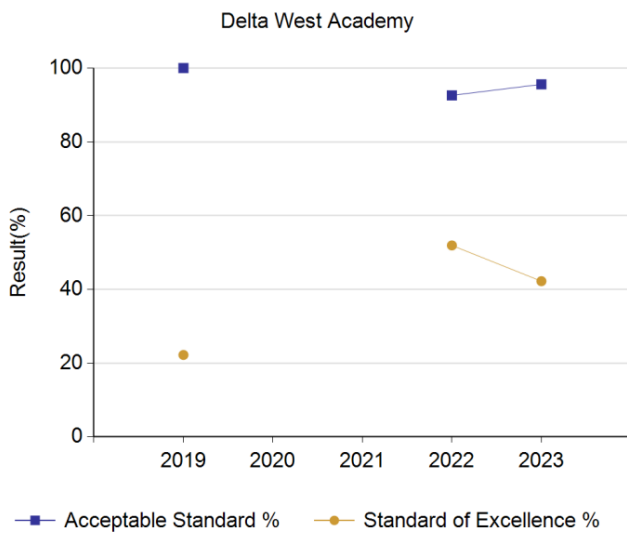
PAT Results:

PAT Results By Number Enrolled Measure History

School: 9972 Delta West Academy

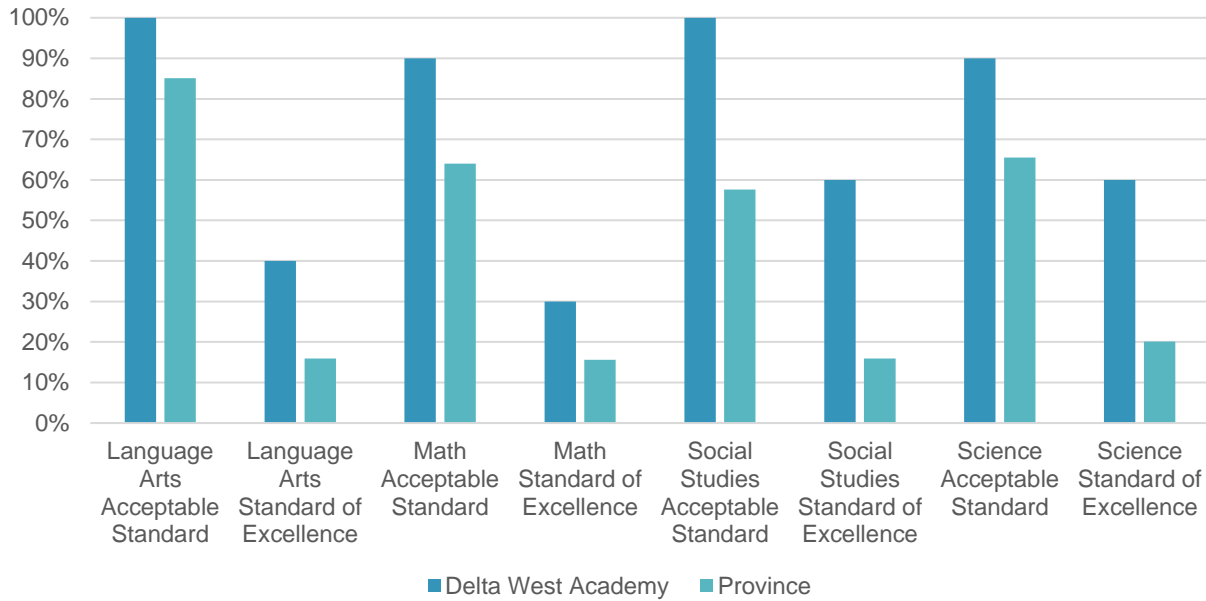
Province: Alberta

	Delta West Academy					Measure Evaluation			Alberta				
	2019	2020	2021	2022	2023	Achievement	Improvement	Overall	2019	2020	2021	2022	2023
N	6	n/a	n/a	12	15	n/a	n/a	n/a	104,012	n/a	n/a	109,520	115,580
Acceptable Standard %	100.0	n/a	n/a	92.6	95.6	Very High	n/a	n/a	71.1	n/a	n/a	64.3	63.3
Standard of Excellence %	22.2	n/a	n/a	51.9	42.2	Very High	n/a	n/a	20.8	n/a	n/a	17.7	16.0



Grade 9 Provincial Achievement Test Results June 2023

Comparison between DWA and AB



Comment on Results:

Grade 6 students wrote the Language Arts, Social Studies, and Math PATs. They did not write the Science PAT, as we were piloting the new curriculum. DWA opted to have its students write the Language Arts and Math PATs, even though we had implemented the new curriculum, with the PATs being aligned to the previous curriculum. We were pleased to see that 100% of our students met the acceptable standard for the Language Arts curriculum, as reading and writing are still core competencies in the new curriculum. Our Math 6 results were below the Provincial average, however given the major differences in curriculum, the results are still very comparable. Supporting our students with the transitions to the new curriculum will continue to be a priority for DWA.

Grade 9 students wrote all four PATs (Language Arts, Social Studies, Science, Math), and achieved higher results for both acceptable standards, and standard of excellence across all core subjects. Although DWA is overall pleased with these results, we set high expectations for our students, and would like to see a return to a 100% acceptable standard for all subjects as a minimum standard for our school.

Key Strategies:

DWA will continue to work with the teachers to support their Professional Development to grow their craft in teaching the core classes represented in the Provincial Achievement Tests.

Continued in-class exposure to tests and quizzes will provide the students with opportunities to develop their tests and study strategies in preparation for final exams. Although tests are only one form of assessment, the students will practice applying their knowledge of the curriculum content to be able to successfully demonstrate their understanding through multiple choice and numerical response style questions.

Diploma Exam Results:

Diploma Exam Results By Students Writing Measure History

School: 9972 Delta West Academy

Province: Alberta

	Delta West Academy					Measure Evaluation			Alberta				
	2019	2020	2021	2022	2023	Achievement	Improvement	Overall	2019	2020	2021	2022	2023
N	1	n/a	n/a	12	11	n/a	n/a	n/a	65,117	n/a	n/a	58,444	67,294
Acceptable Standard %	*	n/a	n/a	92.9	63.5	Very Low	n/a	n/a	83.6	n/a	n/a	75.2	80.3
Standard of Excellence %	*	n/a	n/a	14.3	11.5	Low	n/a	n/a	24.0	n/a	n/a	18.2	21.2

Diploma Exam Results Course By Course Summary With Measure Evaluation

School: 9972 Delta West Academy

Course	Measure	Delta West Academy							Alberta			
		Achievement	Improvement	Overall	2023		Prev 3 Year Average		2023		Prev 3 Year Average	
					N	%	N	%	N	%	N	%
English Lang Arts 30-1	Diploma Examination Acceptable Standard	*	*	*	2	*	n/a	n/a	31,493	83.7	n/a	n/a
	Diploma Examination Standard of Excellence	*	*	*	2	*	n/a	n/a	31,493	10.5	n/a	n/a
English Lang Arts 30-2	Diploma Examination Acceptable Standard	n/a	n/a	n/a	n/a	n/a	n/a	n/a	17,112	86.2	n/a	n/a
	Diploma Examination Standard of Excellence	n/a	n/a	n/a	n/a	n/a	n/a	n/a	17,112	12.7	n/a	n/a
French Language Arts 30-1	Diploma Examination Acceptable Standard	n/a	n/a	n/a	n/a	n/a	n/a	n/a	1,236	93.1	n/a	n/a
	Diploma Examination Standard of Excellence	n/a	n/a	n/a	n/a	n/a	n/a	n/a	1,236	6.1	n/a	n/a
Français 30-1	Diploma Examination Acceptable Standard	n/a	n/a	n/a	n/a	n/a	n/a	n/a	127	99.2	n/a	n/a
	Diploma Examination Standard of Excellence	n/a	n/a	n/a	n/a	n/a	n/a	n/a	127	30.7	n/a	n/a
Mathematics 30-1	Diploma Examination Acceptable Standard	n/a	n/a	n/a	8	87.5	n/a	n/a	19,763	70.8	n/a	n/a
	Diploma Examination Standard of Excellence	n/a	n/a	n/a	8	25.0	n/a	n/a	19,763	29.0	n/a	n/a
Mathematics 30-2	Diploma Examination Acceptable Standard	*	*	*	2	*	n/a	n/a	14,418	71.1	n/a	n/a
	Diploma Examination Standard of Excellence	*	*	*	2	*	n/a	n/a	14,418	15.2	n/a	n/a
Social Studies 30-1	Diploma Examination Acceptable Standard	Low	n/a	n/a	10	70.0	n/a	n/a	24,023	83.5	n/a	n/a
	Diploma Examination Standard of Excellence	Very Low	n/a	n/a	10	0.0	n/a	n/a	24,023	15.9	n/a	n/a
Social Studies 30-2	Diploma Examination Acceptable Standard	n/a	n/a	n/a	n/a	n/a	n/a	n/a	21,045	78.1	n/a	n/a
	Diploma Examination Standard of Excellence	n/a	n/a	n/a	n/a	n/a	n/a	n/a	21,045	12.3	n/a	n/a
Biology 30	Diploma Examination Acceptable Standard	Intermediate	n/a	n/a	11	81.8	n/a	n/a	23,270	82.7	n/a	n/a
	Diploma Examination Standard of Excellence	Very Low	n/a	n/a	11	9.1	n/a	n/a	23,270	32.8	n/a	n/a
Chemistry 30	Diploma Examination Acceptable Standard	Very Low	n/a	n/a	10	40.0	n/a	n/a	18,364	80.5	n/a	n/a
	Diploma Examination Standard of Excellence	Low	n/a	n/a	10	20.0	n/a	n/a	18,364	37.0	n/a	n/a
Physics 30	Diploma Examination Acceptable Standard	Very Low	n/a	n/a	8	37.5	n/a	n/a	9,241	82.3	n/a	n/a
	Diploma Examination Standard of Excellence	Low	n/a	n/a	8	12.5	n/a	n/a	9,241	39.9	n/a	n/a
Science 30	Diploma Examination Acceptable Standard	*	*	*	1	*	n/a	n/a	8,007	79.4	n/a	n/a
	Diploma Examination Standard of Excellence	*	*	*	1	*	n/a	n/a	8,007	23.1	n/a	n/a

Comment on Results:

Although the goal for AB Education is acceptable standard, and standard of excellence, DWA also measures success based on the number of students who take the courses. We have a rigorous academic program for our High School students and recognize that very few students take all three sciences, calculus, and graduate with a second language. DWA strives to provide its students with all the opportunities that are available to them if they have exposure to the full spectrum of courses. As we rarely alter our programming, students may be working through courses that are outside the scope of their comfort zone, or what they feel is important to achieving acceptance into the post-secondary program of their choice. The results from the 2022-2023 Diploma exams were also impacted by their 20% weighting. Many students completed their courses with strong marks and declined to put forward the same rigor of preparation for the diploma as its impact would not be significant enough to impact their post-secondary applications. Our second semester courses were also impacted by students achieving acceptance into their programs, and not requiring Physics 30 for applications.

Key Strategies:

In an effort to support students post Covid-19, a re-assessment policy was implemented at the beginning of the 2022-2023 school year that allowed students to re-do unit tests when they were unsuccessful. This reduced the students' sense of urgency in preparation for the exams the first time, and ultimately, we feel did not benefit the students. As a result, our reassessment policy has changed to now provide students an opportunity to replace a low grade with a practice final exam. This will help students as they will have the option to replace a bad mark, as well as give them information about which content they need to prepare more for the Diploma exam. With Diploma Exams being back to 30% weighting for the 2023-2024 school year, the students will need to recognize that their marks will be significantly impacted with insufficient preparation. As a community, DWA will also need to work with the students to encourage them to always do their best, even when it must be applied to a subject that is not their favorite. Increasing student resiliency and showing them the value in all classes will need to be supported by all the teachers and administrators.



Early Years Literacy and Numeracy Screening Assessments:

For the 2022-2023 school year, the LeNS (Grade 1 and 2) and CC3 (Grade 3) literacy assessments and the AB Education Numeracy Screening assessments were administered to all Kindergarten to Grade 4 students.

The assessments were conducted once with each group of students during the school year. We are unable to identify the month behind due to the assessments only being conducted once.

	Grade 1	Grade 2	Grade 3
Total number of students assessed	14	9	4
Total number identified as at risk for Literacy	5	3	**
Total number identified as at risk for numeracy	0*	3	0

* The results of the Grade 1 numeracy assessment were not recorded, however DWA feels we are able to properly assess the students' competency in Math via the results of our Final exam in June which is a comprehensive exam on the year's curriculum.

**As there are only 4 students in the class, we will not be reporting on these values as the child(ren) may be identified.

As only 1 AB Education assessment was conducted for the students, we are unable to measure the progress without utilizing September 2023 results, or DWA's in-school final exams.

We have seen a reduction in the number of students at risk in literacy through comparing last year's results with this year's. We have been working on implementing new spelling programs, phonics programs, and providing educational supports by having a teacher pull students out specifically to support their reading. For the 2023-2024 school year, the initial assessments have been completed, and will be re-conducted prior to June to determine student progression.

Grade 1-3 students who were identified as "At Risk" through the assessments were also supported through ATI (access to instruction), which provided the students opportunities to work 1:1 with their teachers after school to catch up on the components of Numeracy and Literacy that they were struggling with. DWA prides itself on parent communication, and together in collaboration we worked to support student growth.

Delta West Academy wants every child to be successful in whatever they choose to do – to be inspired life-long achievers.

TEACHING AND LEADING:

Percentage of teachers, parents and students satisfied with the overall quality of basic education.

	Delta West Academy										Measure Evaluation			Alberta									
	2019		2020		2021		2022		2023		Achievement	Improvement	Overall	2019		2020		2021		2022		2023	
	N	%	N	%	N	%	N	%	N	%				N	%	N	%	N	%	N	%	N	%
Overall	59	95.4	66	89.5	82	89.6	79	87.4	86	96.0	Very High	Improved	Excellent	265,841	90.2	264,623	90.3	230,814	89.6	249,532	89.0	257,584	88.1
Parent	13	92.3	9	78.8	22	89.4	14	75.0	11	100.0	Very High	Improved	Excellent	35,262	86.4	36,907	86.7	31,024	86.7	31,728	86.1	31,890	84.4
Student	34	95.4	48	89.8	51	83.1	53	87.3	61	90.3	Very High	Maintained	Excellent	197,282	88.1	193,763	87.8	169,589	86.3	186,834	85.9	193,343	85.7
Teacher	12	98.6	9	100.0	9	96.3	12	100.0	14	97.6	Very High	Maintained	Excellent	33,297	96.1	33,953	96.4	30,201	95.7	30,970	95.0	32,351	94.4

Comment on Results:

Achieving an overall 96% satisfaction rating on the quality of basic education is a result for DWA to be proud of. Our results demonstrated considerable growth in the parent ratings, and a slight improvement in the student ratings.

Achieving 100% support from parents on the quality of education, along with the quality of teaching is an important measure, and one we will strive to continue to maintain. We truly believe that it is the teachers that create the learning experiences that set us apart from other schools and help to set our students up to become the most successful versions of themselves that they can be.

For our student ratings, our Grades 4-6 students ranked teachers at 100% for good or very good, and 94% of students felt the same way about the school overall. 100% of our Junior High students also rated the quality of teaching as Very Good or Good, with High School students rating 96%. The lower ratings came with the question asking the Junior and Senior High students if they found their work interesting. DWA has a difficult, highly academic program which is designed to provide the students with the maximum number of courses they can use to apply for university. Because of this programming, students can feel that they do not have options, and all of their interests are not always reflected in the options provided. To combat this, DWA does offer an abundance of clubs to help connect students with their interests.

Key Strategies:

Some key strategies for Delta West Academy will be to continue to be uncompromising on our commitment to achieving excellence for our students. DWA parents were polled in June of 2023 to determine if changes should be made to programming, and the majority wanted to see the continuation of second languages and three sciences. One area for improvement will be for DWA to work on the messaging to the students about the importance and validity of all the classes they are required to take as well as the rationale behind each of the courses. We will also continue to build upon the principle that students must put forward their best effort in all courses, and not just those that suit them. Our return to more off campus learning experiences will also hopefully provide more opportunities for the students to make meaningful connections between what they are learning in the classroom and what they explore and learn through external experiences. DWA will also ensure that we maintain a high capacity for learning for our teachers. Providing opportunities for PD through the Calgary Regional Consortium, AISCA, and internal sessions will keep our teachers learning and growing in their pedagogy. DWA also will begin to implement a more regular schedule of Professional Learning Communities within the staff through regular subject specific meetings to promote curriculum alignment and scaffolded expectations. Our teachers will continue to work towards

obtaining their Permanent Certification once able to do so, along with regular teacher evaluations. For the 2023-2024 school year, teacher mentorship groups have been specifically set up with dedicated administrators to ensure that each teacher makes the necessary connections to the curriculum and with their students.

LEARNING SUPPORTS:

Welcoming, Caring, Respectful and Safe Learning Environments (WCRSLE)

The percentage of teachers, parents and students who agree that their learning environments are welcoming, caring, respectful and safe.

	Delta West Academy										Alberta												
	2019		2020		2021		2022		2023		Measure Evaluation			2019		2020		2021		2022		2023	
	N	%	N	%	N	%	N	%	N	%	Achievement	Improvement	Overall	N	%	N	%	N	%	N	%	N	%
Overall	n/a	n/a	n/a	n/a	82	92.2	79	81.9	86	90.7	n/a	Improved	n/a	n/a	n/a	n/a	n/a	231,091	87.8	249,941	86.1	257,391	84.7
Parent	n/a	n/a	n/a	n/a	22	92.0	14	70.0	11	97.7	n/a	Improved	n/a	n/a	n/a	n/a	n/a	30,980	88.2	31,715	86.9	31,885	85.6
Student	n/a	n/a	n/a	n/a	51	84.7	53	76.9	61	80.6	n/a	Maintained	n/a	n/a	n/a	n/a	n/a	169,900	79.8	187,258	77.7	193,156	76.6
Teacher	n/a	n/a	n/a	n/a	9	100.0	12	98.8	14	93.8	n/a	Maintained	n/a	n/a	n/a	n/a	n/a	30,211	95.3	30,968	93.6	32,350	92.0

Comment on Results:

Providing students with a welcoming, caring, respectful, and safe environment is a top priority for DWA. Students learn best in an environment where they feel safe and can make connections with their teachers and peers. For our Grades 4-6 Students, 88% of students responded that they feel their teachers care about them and 100% responded that the adults treat them fairly. Grades 4-6 students also rated their peer interactions highly with 88% choosing “yes” when asked if most students respect each other.

In our Grades 7-9 student results, we saw an increase in the number of students who feel they respect each other by 25%, along with a 17% increase in how they viewed fair treatment by adults in the school.

Overall, there were declines in the Grades 10-12 surveys. This is due to a combination of the personal relationship issues that were a prominent factor in the school year, along with an immaturity present in the students when conducting the APORI survey. Through conversations with our graduating class in June, and even after their graduation, we feel that their commentary would prove significantly different upon reflection. DWA does not bend its standards both academically and behaviourally which can be difficult for a young adult to agree with, however when university acceptances occur and doors have remained open for them, they are grateful for the push they received in their final years as students with our school.

Key Strategies:

The (WCRSLE) results showed overall improvement which demonstrates DWA’s commitment to focusing on student well-being. Although we were pleased with the results, we are always striving for improvement and finding new ways to make connections with the students. One focus for us will be to work on consistency in the implementation of policies. Students respond well to set expectations and following through with their execution. When the students and parents can easily reference the expectations and they are supported by all the teachers, then students are comforted in the knowledge of how they are expected to behave in class and during recesses. We will continue to work with Renfrew Educational Services to provide in-house sessions that suit the needs of the students as determined by the teachers to help improve their peer-to-peer interactions and self-regulation.

Access to Services:

The percentage of teachers, parents and students who agree that students have access to the appropriate supports and services at school.

	Delta West Academy										Measure Evaluation			Alberta										
	2019		2020		2021		2022		2023		Achievement	Improvement	Overall	2019		2020		2021		2022		2023		
	N	%	N	%	N	%	N	%	N	%				N	%	N	%	N	%	N	%	N	%	
Overall	n/a	n/a	n/a	n/a	82	89.9	79	80.8	86	90.5	n/a	Improved	n/a	n/a	n/a	n/a	n/a	n/a	230,761	82.6	249,570	81.6	256,994	80.6
Parent	n/a	n/a	n/a	n/a	22	89.1	14	68.6	11	100.0	n/a	Improved Significantly	n/a	n/a	n/a	n/a	n/a	n/a	30,936	78.9	31,684	77.4	31,847	75.7
Student	n/a	n/a	n/a	n/a	51	80.5	53	82.3	61	84.8	n/a	Maintained	n/a	n/a	n/a	n/a	n/a	n/a	169,631	80.2	186,935	80.1	192,805	79.9
Teacher	n/a	n/a	n/a	n/a	9	100.0	12	91.7	14	86.8	n/a	Maintained	n/a	n/a	n/a	n/a	n/a	n/a	30,194	88.7	30,951	87.3	32,342	86.2

Comment on Results:

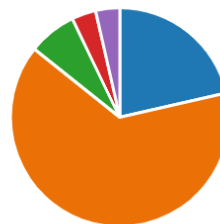
Although our results for Access to Supports and Services shows an improvement, the most concerning factor is the drop in the Teacher Ratings, including only 71% agreeing that the school's continuum of supports and services are responsive to students' needs. This indicates that DWA must work more in collaboration with the teachers regarding the supports that are available. Another difficulty in providing support is the increase in demand for supports for students. This can cause additional wait times for access to opportunities for counselling, OT, SLP, and other services. An important area of success for DWA is that 100% of Grades 7-9 and Grades 10-12 students responded that "teachers at my school are available to help me". DWA sets teacher start and finish times to ensure that there is availability for students to meet with their teachers both for support personally and academically. This is a policy that is deeply important to DWA as access to teachers and support is a foundational component of the school.

DWA also conducted a local survey for parents in June with questions relating to student supports. We were pleased to see 86% of parents agree that there is adequate support for the students, and 85% agreeing they would feel comfortable reaching out to the school for support.

4. There are adequate supports in place to help my child when they need it.

[More Details](#)

Strongly Agree	6
Agree	18
Neutral	2
Disagree	1
Strongly Disagree	1



5. I would feel comfortable reaching out to the school for suggestions for support for my child(ren).

[More Details](#)


Strongly Agree	11
Agree	12
Neutral	2
Disagree	1
Strongly disagree	1



An area of growth for DWA will be to ensure that parents are made more aware of the supports that are available through the school, as 50% of parent respondents were not sure if there are enough supports for students struggling with mental health concerns. This will need to be communicated better, more frequently, and to all parents not just those outwardly experiencing struggles. These supports include psychologists, speech therapists, learning coaches, and more.

6. Do you feel that DWA has enough supports in place to help students who are struggling with mental health concerns?

[More Details](#)



In the June survey, parents were also given a chance to specifically write examples of more support options they would like to see. The feedback we received was more movement breaks, behaviour strategies, and the continuation of ATI.

Key Strategies:

Our new Vice Principal, Mrs. Briceno-Rivas will be taking over the majority of the work surrounding student supports. This will include regular communication with Renfrew Educational Services to have support in place and in classrooms right from the beginning of the year. This will also include teacher led IPP creation and communication with parents, along with specific timelines for their creation, distribution, and implementation. DWA will also be conducting the AB Education literacy and numeracy assessments for all students prior to the end of October for early recognition of any students at risk. A learning support coordinator will also be working with the teachers to pull out students both for academic purposes and for emotional regulation. As each year produces a new set of students and a new set of challenges, DWA endeavors to continuously assess the progress of the students and to reach out to organizations that can help the students be the best versions of themselves. In the past, this has included using Stride Psychology, art therapy, and leadership challenges for the students.

As there are no self-identified FNMI students currently enrolled at DWA, there are no measures or results to report on. Nonetheless, there is the understanding from Alberta Education that disadvantages faced by a particular group of students impacts everyone and the expectation exists that everyone assists in ameliorating that situation.

DWA has also invested in First Nations specific literature to compliment classroom and teacher resources. Our ability to include students in off campus opportunities such as attending the Glenbow Museum, Head-Smashed-in-Buffalo Jump, Fort Calgary, and other venues, allow us to bring our students into the Indigenous community to learn and hear first-hand knowledge of FNMI's history. Through past connections, Delta West Academy has built strong relationships with First Nation elders, bridging the gap between our small community and those that lie outside of our school. Hosting Land Acknowledgements with our school community is also an important way of respecting First Nations communities and helping our students identify their perspectives, experiences, and legacy.

GOVERNANCE:

Parental Involvement:

Percentage of teachers and parents satisfied with parental involvement in decisions about their child's education.

	Delta West Academy										Alberta												
	2019		2020		2021		2022		2023		Measure Evaluation			2019		2020		2021		2022		2023	
	N	%	N	%	N	%	N	%	N	%	Achievement	Improvement	Overall	N	%	N	%	N	%	N	%	N	%
Overall	25	100.0	17	92.2	31	89.4	26	75.5	25	91.8	Very High	Maintained	Excellent	68,116	81.3	70,377	81.8	60,919	79.5	62,412	78.8	63,935	79.1
Parent	13	100.0	9	84.4	22	81.3	14	61.5	11	90.9	Very High	Improved	Excellent	34,944	73.6	36,556	73.9	30,886	72.2	31,598	72.3	31,720	72.5
Teacher	12	100.0	8	100.0	9	97.6	12	89.5	14	92.8	Very High	Maintained	Excellent	33,172	89.0	33,821	89.6	30,033	86.8	30,814	85.2	32,215	85.7

Comment on Results:

Parental Involvement is an important component of DWA's Education Plan. Having parents actively involved in our community allows us to offer the level of programming we offer, including supporting through volunteering time, and fundraising. Post Covid-19, we have been working hard to return to higher levels of parent engagement. For the 2022-2023 school year, we returned to a mandatory volunteer requirement of 25 hours to encourage our parents to engage with both the school and the DWA Foundation. It is encouraging to see a significant increase in the number of parents satisfied with their ability to be involved in decisions about their child's education.

In our June 2023 survey, the results also demonstrated overall parent satisfaction, with 75% of parents pleased with the variety of events for community building.

10. I was pleased with the variety of events that enabled community building this year including Christmas Tea, Bring Your Parents to School Day, Parent Gala, and Field Trip opportunities. Multicultural Fair and Graduation are also upcoming events.

[More Details](#)

● Strongly Agree	7
● Agree	14
● Neutral	4
● Disagree	3
● Strongly disagree	0



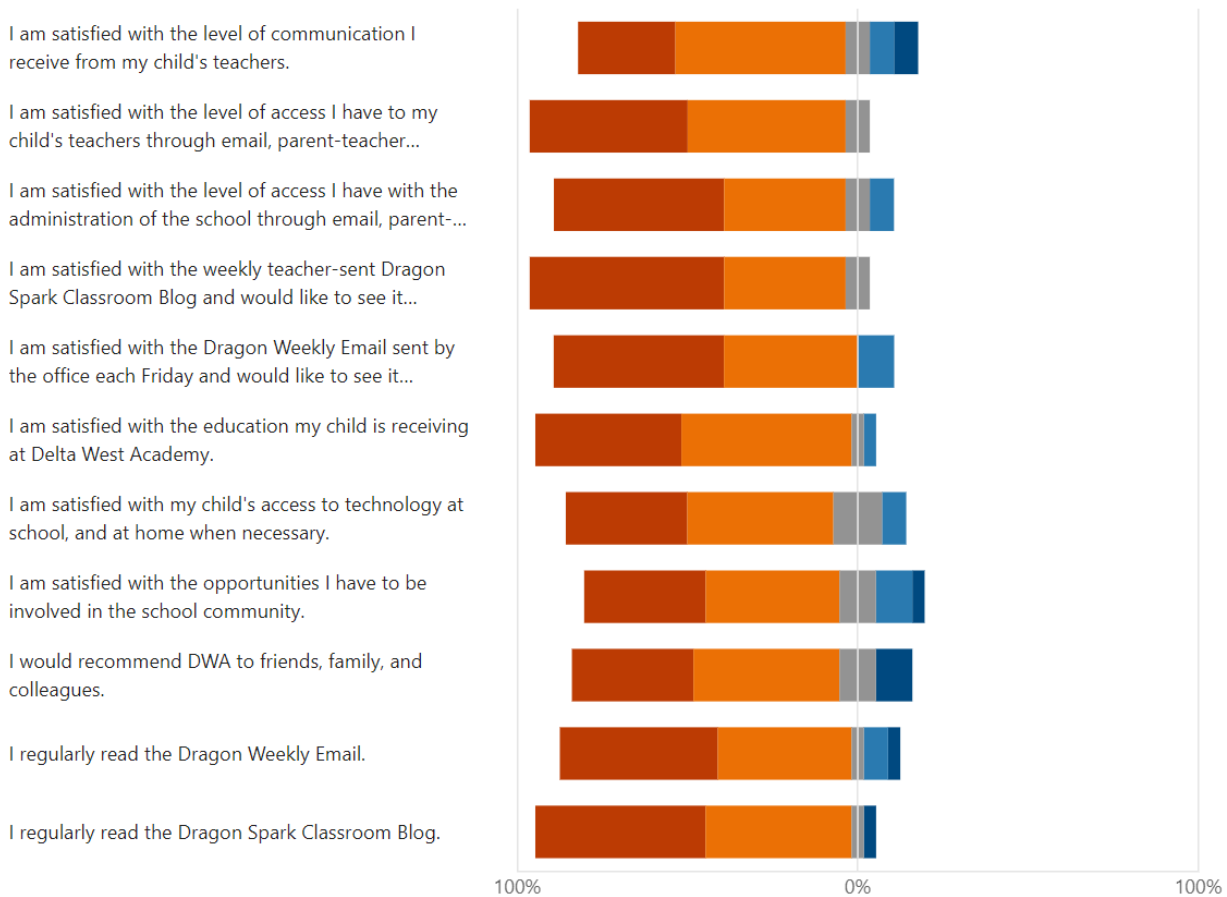
This year's survey also gave parents of all divisions an opportunity to provide feedback on their support of our programming, including continuing with 3 Sciences, learning French and Spanish until High School, and graduating with a Second Language.

The survey also provides an opportunity for parents to provide written suggestions. A key comment made in the survey was a desire to see more athletics opportunities for the students.

2. Please answer the following questions:

[More Details](#)

■ Strongly Agree
 ■ Agree
 ■ Neutral
 ■ Disagree
 ■ Strongly disagree



Below are the questions in full:

I am satisfied with the level of access I have to my child's teachers through email, parent-teacher interviews, online platforms, etc.

I am satisfied with the level of access I have with the administration of the school through email, parent-teacher interviews, online platforms, etc.

I am satisfied with the weekly Dragon Spark Classroom Blog and would like to see it continued next year.

Key Strategies:

Parent involvement is closely related to communication. Through the June survey, parents requested more streamlined email communication. To help consolidate information, class pages were created for the Parent Portal on the DWA website to create a more organized method of viewing upcoming events. The Dragon Sparks Classroom Blog will also be reduced to each individual grade rather than a whole school blog to make sure that parents are not overwhelmed by the quantity of information to find what is relevant to their child(ren). DWA parents demonstrated a high level of confidence in their ability to access their child's teachers and the administration. We will continue to provide ample opportunities for our parents to be involved in the school for their child individually and to keep striving for overall excellence. Continuing to offer three reporting periods, and parent-teacher interviews in each semester will be an important method for keeping the channels of communication open. As attempts to create a Parent Advisory Council have not yet been successful, DWA will offer opportunities for "Coffee with Admin" to discuss relevant issues and to open dialogue with our stakeholders. DWA will also keep a minimum volunteer requirement to encourage all families to find meaningful ways to be involved in their child's school.

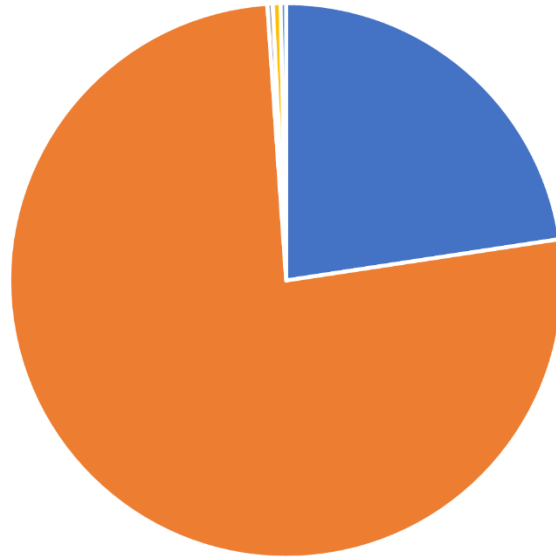
BUDGET

Below is a summary of the projected budget for the 2022-2023 School Year as prepared in May 2022. The budget was prepared with early enrollment projections, and in an abundance of caution about the continued impact of Covid-19 on the 2022-2023 school year.

2022-2023 Budget Summary:

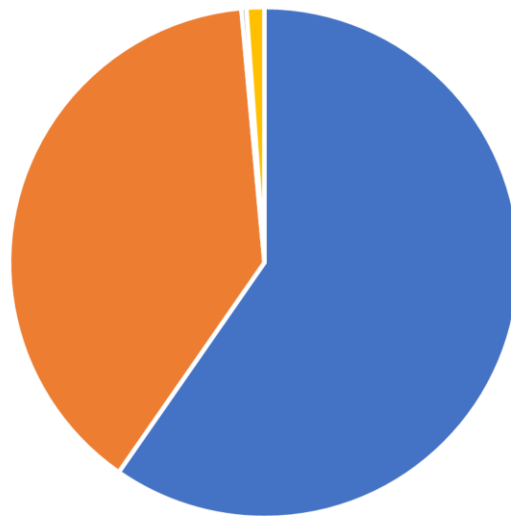
Revenue Summary (Figures in dollars)	
Alberta Education Grants	498 304
Tuition and Fees	1 681 000
School Generated Funds	7 000
Other Receipts	10 100
Amortization	7 000
Total Revenue	2 203 404
Expenditure Summary (Figures in dollars)	
Salaries and Benefits	1 307 400
Services and Supplies	852 000
School Generated Funds	7 000
Amortization	24 700
Total Expenditures	2 191 100
Surplus	12 304

2022-2023 Budget Revenues



■ Alberta Education Grants ■ Tuition and Fees ■ School Generated Funds ■ Other Receipts ■ Amortization

2022-2023 Budget Expenditures



■ Salaries and Benefits ■ Services and Supplies ■ School Generated Funds ■ Amortization

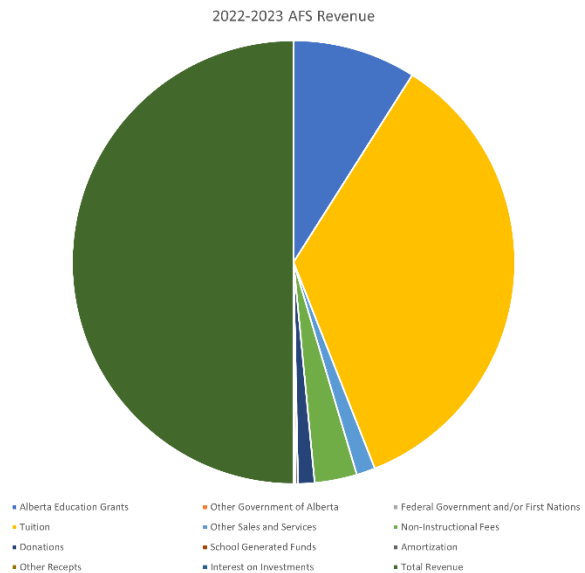
Delta West Academy Society Audited Financial Summary 2022-2023

This is a summary of the highlights of the Audited Financial Statement for the year ending August 2023. As per Alberta Education requirements for independent schools, an external audit is performed every year.

Audited Financial Statement Summary for the Year Ending August 2023.

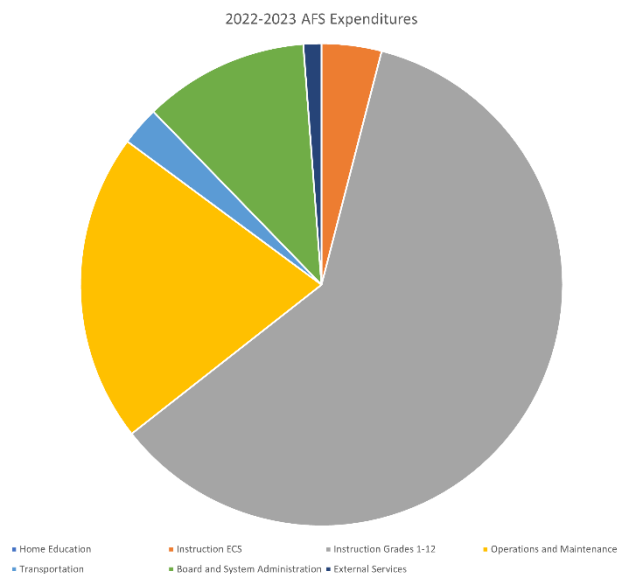
Revenue Summary (figures in dollars)

Alberta Education Grants	\$506,394
Other Government of Alberta	\$0
Federal Government and/or First Nations	\$0
Tuition	\$1,967,958
Non-Instructional Fees	\$173,744
Other Sales and Services	\$76,998
Donations	\$67,650
School Generated Funds	\$25,442
Amortization	\$10,612
Other Receipts	\$0
Interest on Investments	\$7,071
Total Revenue	\$2,810,427



Expenditures Summary (figures in dollars)

Home Education	\$0
Instruction ECS	\$97,228
Instruction Grades 1-12	\$1,462,321
Operations and Maintenance	\$501,475
Transportation	\$63,219
Board and System Administration	\$267,846
External Services	\$29,197
Total Expenditures	\$2,421,286
Surplus	\$389,141



Anyone wishing to review the audited financial statements is asked to request from the administration.