



HVAC SYSTEM COMPONENTS

Red Dot **Compressors**

**SCHOOL AND TRANSIT BUSES**

# Bus Compressors







## QP/TM 16 Series Direct & Ear Mount 163cc Displacement

Red Dot Number	ICE No.	Seltec No.	Mount	Fitting Type	Pulley Diameter	Pulley Type
75R85102	2521641	—	Direct	V - 3/4 x 7/8	123mm	Poly 8 V Groove
75R85112Q	2521677	—	Direct	H - 3/4 x 7/8	123mm	Poly 8 V Groove
75R85132Q	2521672	—	Direct	V - 3/4 x 7/8	135mm	2A Groove
75R8562Q	2521206	488-46234	Ear	H-Pad	123mm	Poly 8 V Groove
75R8572Q	2521687	—	Direct	H-Pad	123mm	Poly 8 V Groove
75R86132Q	2521266	488-45122	Ear	H - 3/4 x 7/8	123mm	Poly 8 V Groove
75R86202Q	2521186	488-46030	Ear	H - 3/4 x 7/8	135mm	2A Groove
75R86222Q	2521596	488-46059	Ear	H - 3/4 x 7/8	135mm	2A Groove
75R86232Q	—	—	Ear	H - 3/4 x 7/8	135mm	2 Groove
75R8702Q	2521171	488-45120	Ear	V - 3/4 x 7/8	123mm	Poly 8 V Groove
75R8712Q	2521180	488-46011	Ear	V - 3/4 x 7/8	135mm	2A Groove
75R8822Q	2521195	488-46120	Ear	V - 3/4 x 7/8	135mm	2A Groove


**75R85102Q** RD-5-12899-0P  
Model: QP-16HD Head: D Voltage: 12  
Mount: Direct (Tangential)  
Clutch: 4 3/4" (123mm) Poly 8 **R134a**




**75R8562Q** RD-5-11521-1P  
Model: QP16 Head: H-Pad Voltage: 12  
Mount: Ear  
Clutch: 4 3/4" (123m) Poly 8 **134A**




**75R86202Q** RD-5-11521-1P  
Model: QP-16HD Head: A Voltage: 12  
Mount: Ear  
Clutch: 5 1/4" (135mm) 2 Groove **R134a**




**75R8702Q** RD-5-10728-1P  
Model: QP-15HD Head: D Voltage: 12  
Mount: Ear  
Clutch: 4 3/4" (123mm) Poly 8 **R134a**




**75R85112Q** RD-5-12901-0P  
Model: QP-15HD Head: A Voltage: 12  
Mount: Direct (Tangential)  
Clutch: 4 3/4" (123mm) Poly 8 **R134a**




**75R8572Q** RD-5-11523-1P  
Model: QP16 Head: H-Pad Voltage: 12  
Mount: Direct  
Clutch: 4 3/4" (123mm) Poly 8 **134A**




**75R86222Q** RD-5-11523-1P  
Model: QP-16HD Head: A Voltage: 12  
Mount: Ear  
Clutch: 5 1/4" (135mm) 2 Groove **R134a**




**75R8712Q** RD-5-10728-1P  
Model: QP16 Head Type: D Voltage: 12  
Mount: Ear  
Clutch: 5 1/4" (135mm) 2A **134A**




**75R85132Q** RD-5-12900-0P  
Model: QP16HD Head: D Voltage: 12V  
Mount: Direct  
Clutch: 5 1/4" (135mm) 2 Groove **R134a**




**75R86132Q** RD-5-10429-1P  
Model: QP-15HD Head: A Voltage: 12  
Mount: Ear  
Clutch: 4 3/4" (123mm) Poly 8 **R134a**



**75R86232Q** RD-5-13041-0P  
Model: QP16HD Head: A Voltage: 12  
Mount: Ear  
Clutch: 5 1/4" (135mm) 2 Groove **R134a**



**75R8822Q** RD-5-12564-0P  
Model: QP-16HD Head: D Voltage: 12V  
Mount: Ear  
Clutch: 4 3/4" (123mm) Poly 8 **R134a**




## QP/TM 21 Series Direct Mount 215cc Displacement


Red Dot Number	ICE No.	Seltec No.	Mount	Fitting Type	Pulley Diameter	Pulley Type
75R86142Q	2521562	488-47244	Direct	H-Pad	141mm	Poly 8 V Groove
75R861522Q	2521564	488-47240	Direct	H-Pad	145mm	2A Groove
75R86322Q	2521657	103-67260	Direct	H-Pad	127mm*	Poly 8 V Groove
75R86324Q	—	—	Direct	H-Pad	145mm	2A Groove
75R89572Q	2521700	—	Direct	H-Pad	127mm*	Poly 10 V Groove

\* 49mm Gauge line


**75R86142Q** RD-5-12530-1P  
Model: QP-21HD Head: J Voltage: 12  
Mount: Direct  
Clutch: 5 1/2" (141mm) Poly 8 **R134a**




**75R86322Q** RD-5-12904-0P  
Model: QP21 Head: J Voltage: 12  
Mount: Direct  
Clutch: 5 (127mm) Poly 8 **R134a**




**75R89572Q** RD-5-12903-0P  
Model: QP21 Head: H-Pad Voltage: 12  
Mount: Direct  
Clutch: 4 3/4" (123mm) Poly 10 **R-134a**



**75R861522Q** RD-5-12902-0P  
Model: QP21 Head: J Voltage: 12  
Mount: Direct  
Clutch: 5 3/4" (145 mm) 2 Groove **R-134a**



**75R86324Q** RD-5-12903-0P  
Model: QP21 Head: J Voltage: 24  
Mount: Direct  
Clutch: 5 3/4" (145 mm) 2 Groove **R-134a**




**SCHOOL AND TRANSIT BUSES**


# QP/TM 31 Series Direct Mount 313cc Displacement

Red Dot Number	ICE No.	Seltec No.	Mount	Fitting Type	Pulley Diameter	Pulley Type
<b>75R8672Q</b>	2521209	488-46500	Direct	1 1/16 x 7/8	152mm	2 A Groove
<b>75R8682Q</b>	2521213	488-46540	Direct	1 1/16 x 7/8	152mm	Poly 8 V Groove
<b>75R8684Q</b>	—	—	Direct	1 1/16 x 7/8	152mm	Poly 8 V Groove
<b>75R8782Q</b>	2521211	488-46520	Direct	1 1/16 x 7/8	152mm	2 B Groove
<b>75R8784Q</b>	—	—	Direct	1 1/16 x 7/8	158mm	2 Groove


**75R8672Q** RD-5-12529-0P  
 Model: QP-31HD Head: G Voltage: 12  
 Mount: Direct (Tangential)  
 Clutch: 6" (152mm) 2 Groove, 1/2" **R134a**




**75R8684Q** RD-5-12908-0P  
 Model: QP-31HD Head: G Voltage: 24  
 Mount: Direct (Tangential)  
 Clutch: 6" (152mm) Poly 8 **R134a**



**75R8784Q** RD-5-129070P  
 Model: QP31HD Head: G Voltage: 24  
 Mount: Direct (Tangential)  
 Clutch: 6 1/4 (158mm) 2 Groove **R-134a**



**75R8682Q** RD-5-12528-0P  
 Model: QP-31HD Head: G Voltage: 12  
 Mount: Direct (Tangential)  
 Clutch: 6" (152mm) Poly 8 **R134a**



**75R8782Q** RD-5-12906-0P  
 Model: QP31HD Head: G Voltage: 12  
 Mount: Direct (Tangential)  
 Clutch: 6 1/4 (158mm) 2 Groove **R-134a**

