

Stage II: Development of Reading and Writing

Digraph Reading Boxes:

The Digraph boxes introduce students to combinations of two letters that create one sound, ex. *sh* and *ch*.. The blends are presented in the following order:

sh, ch, ng, tch, nk, kn, ck, th, wr, mb, ll, qu

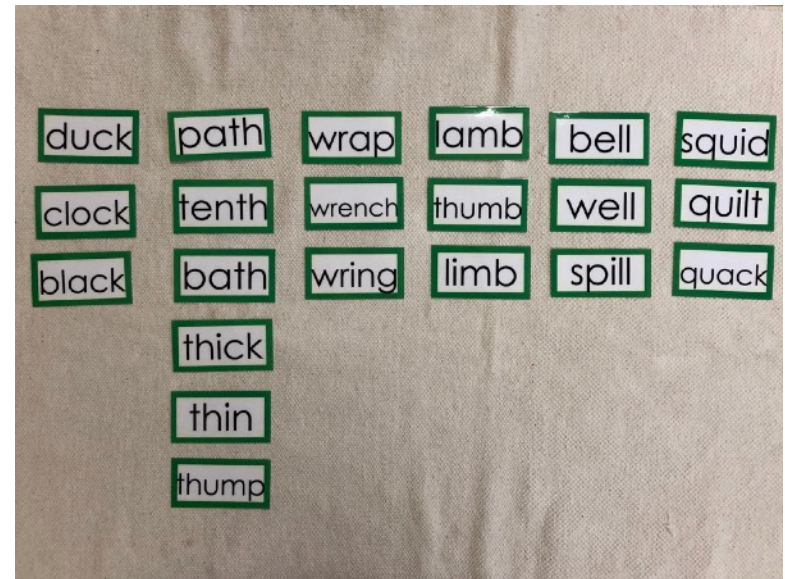


The mixed boxes include words that from all of the skills learned so far (i.e., short vowels, blends and digraphs).

Again, the students are first, writing the words by selecting each letter from the moveable alphabet box and second, reading the words and matching them to the corresponding pictures.

If you would like to recreate this experience at home, we have included photographs of each picture and word card from the final boxes (box 3) listed on the Digraphs Check Sheet. The reading program is set up to provide repetition, so the final box includes all of the pictures and words from the previous boxes in that section.

You can show your child the pictures and have them write the words on paper and then ask your child to read the words in the word card photos out loud.

Isolated Digraph Boxes:



Mixed Digraph Box:

