



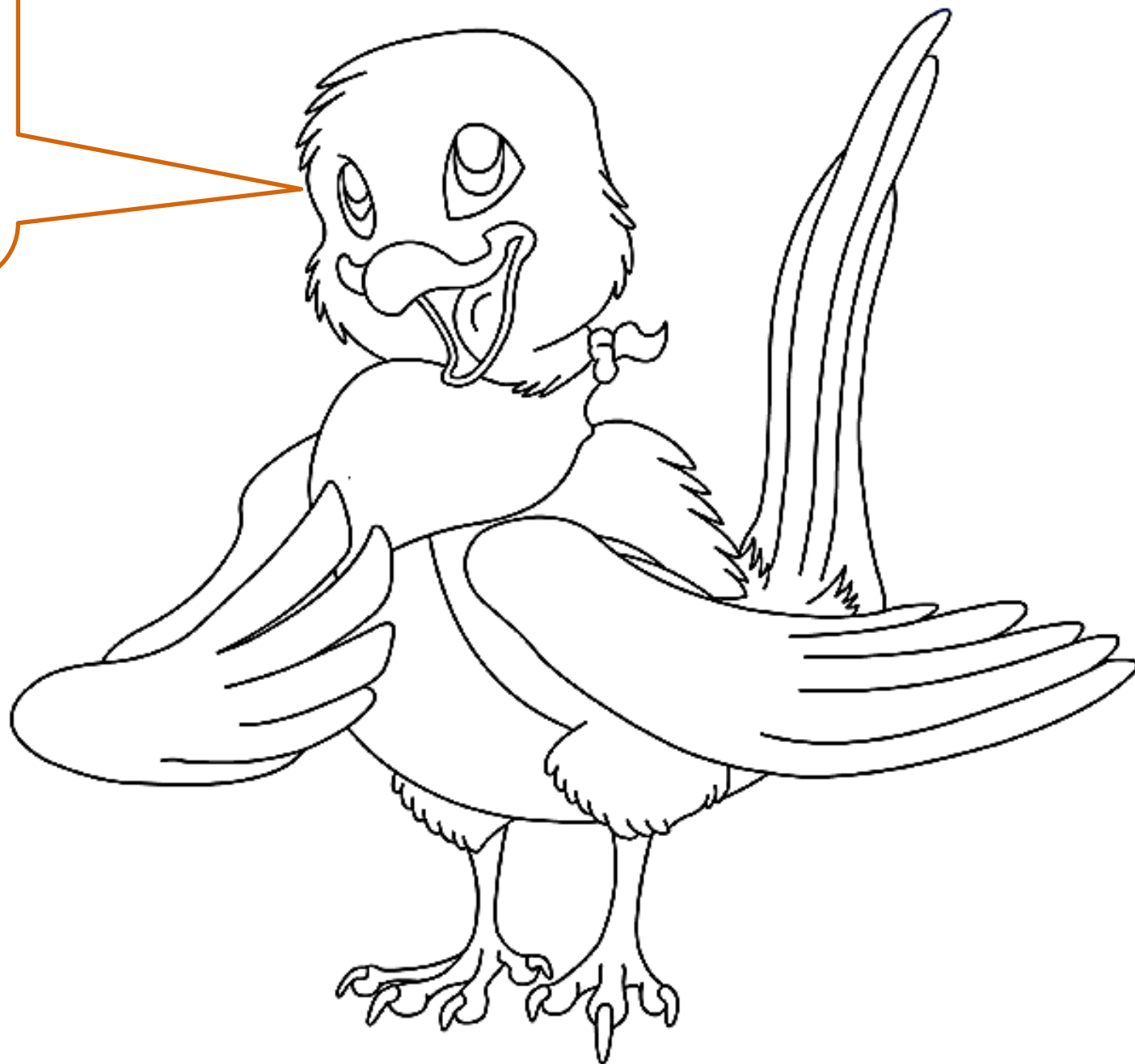
SCHOOL BUS SAFETY

Activity and coloring Book

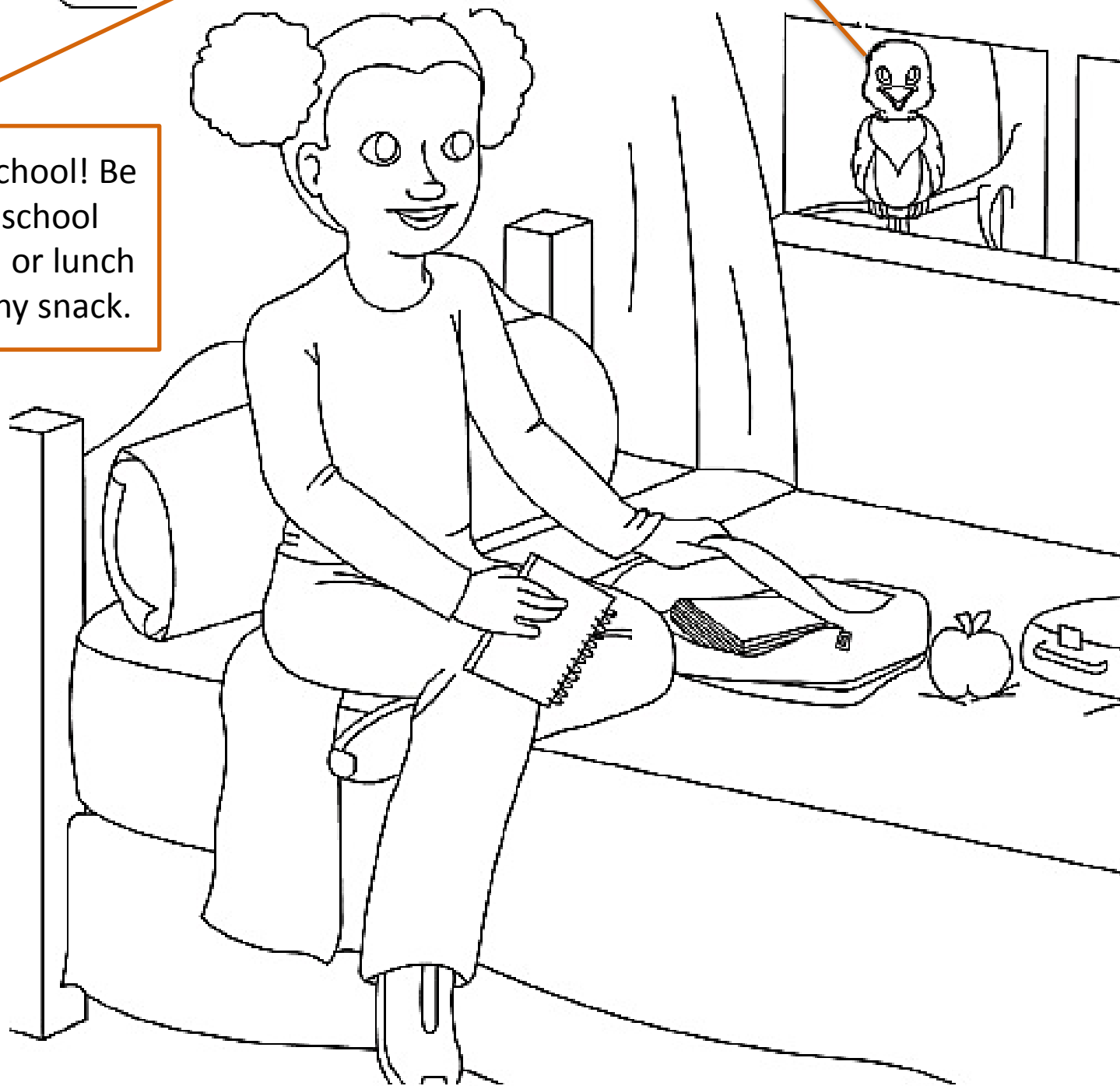


THIS BOOK BELONGS TO


Hello there, friend! My name is Sam. I want to talk to you about being safe on or around the school bus. When you follow the rules, you can stay safe and keep your friends safe, too!



Let's get ready for school! Be sure to take your school supplies, your lunch or lunch money, and a healthy snack.




Always walk to the bus stop with a grown up or one of your friends.






Let's always remember to be safe,
Even when walking or waiting at the
bus stop! Can you circle the box for
each example where all the kids are
being safe?



Get on the bus safely and
always use the handrails.



Find a seat and sit down quietly. Keep your backpack or other belongings in your lap, not on the ground or in the aisle. Do not stand or lie down on the seats, and keep your hands and arms in the bus. And most importantly: keep quiet so you can hear the bus driver and they can concentrate on driving. Can you circle the 9 kids who are not following the rules?





Wait for the bus to stop, then in a single file line, get off the bus carefully and use the handrails.

Who should you always respect on the bus?
Cross out every other letter in each word to find the answer!



~~T~~W HRET BDUFSG DXRVIBVKEPRN

T _____

BE SAFE. DRIVE SMART.



Give Trucks Space.

Trucks need more space to stop or turn. Whether you're in front, beside, or behind a truck, leave plenty of room.



Pass Carefully.

Only pass if it's legal and safe. Don't take unnecessary risks. On two-lane roads, never pass when the solid yellow line is on your side of the lane.



Drive Now. Text Later.

One in four crashes in Texas involves driver distraction. Give driving your full attention.



Drive to Conditions.

Unsafe speed is the leading cause of crashes on Texas highways. Adjust your speed to allow for heavy traffic, bad weather, and construction.