



May, 2021

THE
Oil Can



Volume XV Issue 5



Division 7 Officers

Superintendent: **John Shields**
8520 Indian Hill Rd. Cincinnati, OH 45043
513 561-8691 superintendent@cincy-div7.org

Asst. Super: **Chuck Endreola**
440 823-7374 Cincinnati, OH
asstsuperintendent@cincy-div7.org

Secretary: **Bruce Knapp**
118 Cliff Rd. N. Bend, OH 45052
513 941-2713 secretary@cincy-div7.org

Treasurer: **Frank Koch**
4769 Silverwood Dr. Batavia, Oh 45103
513 732-6208 treasurer@cincy-div7.org

Trustees

Bob Adams	(South)	859 384-0369
Mike Brestel	(West)	513 661-2141
John Burchnall	(North)	513 860-3852
Rick Crumrine		513 231-5328
Roy Hord		513 777-5337
Merlyn Jarman		812 539-3232
Randy Kerka		513 378-8108
Jim MacKnight	(East)	513 733-1246
Bob Shreve		513 473-4594
Peter Weiglin		513 947-1422
Dave Puthoff		513 742-3227

Committee Chairs

Achieve. Prog.	Frank Koch	513 732-6208
Car Projects	Frank Koch	513 732-6208
Comm. Service	Larry Bonhaus	513 236-3447
Company Store	Paul Musselman	859 384-2472
Contests	Jim Rollwage	937-382-6573
Division 7 Booth	Brad Bove	513 227-7527
Excursions	John Burchnall	513 860-3852
	Merlyn Jarman	812 539-3232
Fall Show	Rick Crumrine	513 231-5328
Flea Market	Peter Weiglin	513 947-1422
Layout Ops.	Rick Stern	513 729-1054
Membership	Peter Weiglin	513 947-1422
Modelers Aid	Pat Homan	513 861-2057
Monthly Raffle	Russ Poynter	513 563-9370
Oil Can Editor	Dave Puthoff	513 742-3227
Publicity	Randy Kerka	513 378-8108
Social Media	Pam Moleski	facebook@cincy-div7.org
Video Library	Kevin Orcutt	513 934-4096
Web Master	John Burchnall	513 860-3852

Mid Central Region Officers

Pres. **Bob Weinheimer MMR**
president@midcentral-region-nmra.org

V.Pres. **Dave Neff**
vp@midcentral-region-nmra.org

Secr. **Jerry Doyle**
secretary@midcentral-region-nmra.org

Treas. **Bob McKay**
treasurer@midcentral-region-nmra.org

The Editors Corner:

Dave Puthoff

May Meeting

We will have a May Meeting on May 16 — but it will be a “Virtual Meeting” via *Zoom Meetings*.

Perhaps you wanted to purchase something at this year’s now-cancelled Annual Flea Market. If so, you might consider placing a Classified Ad in the Oil Can. “Wanted” or “For Sale” ads are both accepted! Email it to editor@cincy-div7.org.

Are you busy doing projects on your layout during our COVID19 staycation? Email your Photos and/or Descriptions to editor@cincy-div7.org.

If you have a photo, or a useful tip, or maybe just a useful website that you would like to share, the Oilcan is an opportunity to share it with your fellow model railroaders. Email it to editor@cincy-div7.org.

Dave

Contents:

- | | |
|-----------------------------------------|-------------------------------------|
| 3 - Headlights | 14 - Div. 7 - Announcements |
| 4 - 2nd Section | 17 - NMRA National Convention |
| 5 - Div. 7 Summer Model Train Sale | 18 - Franklin IN Train Show |
| 6 - Div.7 March Contest Results | 19 - Div. 7 - Classified Ads |
| 10 - Div.7 2021 Contest Themes | 21 - Div. 7 - Program Schedule 2021 |
| 11 - Div.7 Zoom Meetings | 22 - Knapp’s Notes |
| 12 - Div. 7 Members’ COVID19 Activities | 23 - Down the Line |

The Oil Can is a publication of Cincinnati Division 7, Mid Central Region, NMRA, Inc. Opinions expressed herein are the authors and do not necessarily reflect the opinion of Division 7, the MCR, the NMRA, its officers, or its members.

Space permitting, The Oil Can welcomes news items, articles and letters on Model Railroading and related topics. Deadline for submissions is generally the fifteenth of the month preceding the next meeting.

Cover:

Scene from Jim Rollwage’s Layout



Our April virtual meeting featured a clinic by our own Ed Swain describing how he built a beautiful model of the Louisville lift bridge. What seems like a daunting scratch building task becomes a little more approachable as you hear Ed break it down into the a lot of substeps that create key units of the structure (and using jigs for the steps that are repeated multiple times for parts that occur more than once in the structure). Even so, there are a LOT of steps. I'm pretty much a kitbasher, but I still find these talks about scratch building inspiring and help me appreciate the things I get to see on so many impressive home layouts. It reminds me of how lucky I am to share this hobby with so many talented people. People who share their talents with others who enjoy this hobby as well.

By the time you receive this copy of the Oil Can, you will have heard via email blast, or have read on the website, that we made the decision to cancel the Flea Market. And you may have read my longer description of why we finally reached that conclusion; so I won't repeat all of that here. I will repeat my "thank you" to Peter Weiglin, Roy Hord, and the others involved in the process of trying to find a way to deliver this featured event of our Division in spite of COVID. The good news is we have already confirmed the date for next year's Flea Market with the school!

There is no reason to think that the barriers that we could not overcome in any way suggest that our major event, The Cincinnati Model Train and Trade Show, is at risk. We fully expect to be able to hold that event in 2021, after a one year hiatus. I am hearing ads on the radio for the Cavalcade of Customs and the Auto Expo, both coming to the Cincinnati convention center this spring. The N Scale Weekend is still expected to happen in Columbus in May. I saw an ad for the National Narrow Gauge Convention in September. So fall events seem likely to be held.


One more piece of hopefully good news is that we are exploring a "replacement" event for the Flea Market, or at least for the White Elephant sales at the Flea Market. Frank Koch has been pretty clear that the accumulating items waiting for the next sale are overflowing his basement and really need to find new homes. We have some ideas of how to do that and are investigating venues and timing and hope to be able to announce something soon. Depending on the venue, we might be able to offer tables to other individual members as well. Stay tuned.

With the cancellation of the Flea Market, make sure to update your calendar. As shown in the schedule of events shown in this issue, and always available on the website, the new plan for June is to have a regular (virtual) monthly meeting on the normal second Sunday timing – which means on June 13. The clinic for this newly scheduled meeting is by some guy named Shields. The date for this has moved around, and as a result I have procrastinated on preparing for it. Now it looks like I need to get busy for real!

Elsewhere in this issue you will also see the information on the passing of Bill Edwards. We announced this at the April meeting, but the information came in after the April Oil Can; so we wanted to make sure it was shared in this issue. Bill was a "big" personality and could be controversial, but he was certainly an example of those who give back to the hobby in multiple ways and over many years. I remember seeing one of his clinics on the "puff ball" trees at Johnny's Toys in Greenhills (hate to guess how long ago that was). Probably the last time I saw him he was giving a clinic on Modeling the '50s at Tim's Trains in Latonia. A lot had changed in the hobby between those two events, but the common factor was Bill sharing what he knew to help others enjoy this hobby better.

I look forward to "seeing" all of you on Zoom again in May. Continue to hang in there and be safe.

John



SECOND SECTION

Chuck Endreola
Asst. Super

I hold hopes that we will be getting back to “normal” soon. Last month, I attended the Harrison Veterans’ Train Show held in a private venue. A modest flea market nowhere near the size of Division 7’s. Attendance was very sparse. Although comprised mostly of O scale tin plate offerings, I did find several HO items at bargain prices. I really do not need any more kits. I NEED to assemble the dozens I have already amassed! While there, I had an opportunity to visit with artist and model railroad enthusiast Larry Goodridge, who was there displaying a new beautiful 4x8 HO layout of his making. I also had the good fortune of running into Division 7 member Joe Stuber.

That event gave me hope that we could put on our Spring Flea Market. But alas, “normal” is still down the road. As Superintendent Shields explained in his “email blast”, the restrictions set forth by the Lakota Freshman School were not conducive in producing a quality event. Other venues offered no good alternative. I extend my thanks to Peter Weiglin and Roy Hord for their stalwart efforts to make it happen.

Last month’s clinic of scratch building the Louisville Lift Bridge offered by Ed Swain blew me away. Not only was the clinic presented with Ed’s typically complete and understandable descriptions, but the presentation also showcased his awesome and inspiring ability to problem solve in such an undertaking. What appeared to be a very complex construction project was simplified by Ed’s approach to break it down into subassemblies. I hope to benefit from this lesson when I attempt my “Maroon Creek” iron viaduct. Dare I hope for another clinic of a Swain project next year?

The virtual model and photo contest provided several outstanding entries. They are all posted on the contest page of our website, with the winners also shared in this issue of the Oil Can.

John Burchnall treated us to a virtual visit of the Bar Mills Scale Model Works facility. Owner Art Fahie produces some of the finest structure kits on the market. Most kits are available in multiple scales. When one sees all the very expensive machinery, coupled with the skill set necessary to operate them, and the talent needed to design their unique structures, you can appreciate the prices they ask. When inflation is factored in, the cost of today’s laser kits is on a par with craftsman kits of 1970. And they are easier to build. Mr. Fahie has built a beautiful layout in the facility that features S scale examples of Bar Mills’ structures. Fahie opened his home to show his personal O and N scale layouts.

I have heard the complaint that “The hobby of Model Railroading has become too expensive” from many over the past few years. In next month’s Second Section, I shall put forward an opposing argument.

At the upcoming May Zoom gathering, those in attendance will have to bear with a rookie fill-in presiding over the meeting. Our esteemed Superintendent will be on an especially important mission to augment his motive power roster at an N Scale convention. Have fun John!

See you all on Zoom!!

Chuck

**NATIONAL MODEL RAILROAD ASSOCIATION
MCR Division 7**

Cincinnati
**Summer Model
Train Sale**


**Division 7 is sponsoring a new quasi-Flea Market,
featuring the world famous**

“Frank Koch White Elephant Sale”

Save the date!

Saturday July 17, 2021

**Details to follow at Cincinnati Division 7's
May meeting, Website and June Oil Can**





**CINCINNATI DIVISION 7, MCR, NMRA
APRIL 2021 VIRTUAL CONTEST RESULTS**



MODELS: Maintenance of way equipment

Model Photos:

- 1st Place: John Burchnall: Fn3 Derrick Car at Suncoast Fine Scale Modeling Center
- 2nd Place Tie: Roy Allan: Scratch built RGS Fn3 Outfit Car #01789
- 2nd Place Tie: Pam Moleski: L&N MOW Ballast Hopper on Denny French's layout

Junior Division Model Photos: No entries this month

PHOTOGRAPHY: Maintenance of way equipment

Prototype Photos:

- 1st Place: John Burchnall: Brownhoist Crane
- 2nd Place Tie: Richard Bierau: Iowa Traction Snow Plow – full view
- 2nd Place Tie: Richard Bierau: Panel Track Laying Machine in Wiscasset, Maine

Junior Division Prototype Photos: No entries this month

2021 STANDINGS – Through April

MODELS (Model Photos at Virtual Meetings)

Roy Allan	8	Pam Moleski	2
John Burchnall	6	John Listermann	2
Paul Miklos	5	Paul Alphonse	2
Sam Parfitt	5	Patrick Stanley	1

PHOTOGRAPHY (Prototype Photos at Virtual Meetings)

John Burchnall	10	Tom Brueggeman, MMR®	3
David Wynne	4	Bob Shreve	2
Richard Bierau	4	Rick Stern	1

JUNIOR DIVISION MODELS

No entries this year

JUNIOR DIVISION PHOTOGRAPHY

No entries this year

MAY 2021 CATEGORIES:

MODELS (Model Photos if Virtual Contest): Freight cars with open loads

PHOTOGRAPHY (Prototype Photos if Virtual Contest): Freight cars with open loads

Jim Rollwage

Contest Chair

Cincinnati Division 7, MCR, NMRA

APRIL 2021 DIVISION 7 VIRTUAL CONTEST RESULTS

Maintenance of Way Equipment



Prototype

Model

John Burchnell

1st



1st

John Burchnell

APRIL 2021 DIVISION 7 VIRTUAL CONTEST RESULTS

Maintenance of Way Equipment



Roy Allan
2nd Tie

Model

2nd Tie
Pam Moleski



APRIL 2021 DIVISION 7 VIRTUAL CONTEST RESULTS
Maintenance of Way Equipment



Prototype
Richard Bierau
2nd Tie
2nd Tie
Richard Bierau





**CINCINNATI DIVISION 7
MID CENTRAL REGION, NMRA
MODEL AND PHOTOGRAPHY
CONTEST THEMES FOR 2021**



MONTH	MODELS *	PHOTOGRAPHY **
January	Caboose or Passenger Car	Caboose or Passenger Car
February	Hopper or Gondola Car	Hopper or Gondola Car
March	Steam Locomotive	Steam Locomotive
April	Maintenance-of-Way (MOW) Equipment	Maintenance-of-Way (MOW) Equipment
May	Freight Car with Open Load	Freight Car with Open Load
June	Intermodal or Auto Carrier	Intermodal or Auto Carrier
July	Bridge or Trestle (with or without a train)	Bridge or Trestle (with or without a train)
August	Tank Car	Tank Car
September	Non-Steam Locomotive - any non-steam motive power on rails (internal combustion, electric, turbine, horse-drawn, ...)	Non-Steam Locomotive - any non-steam motive power on rails (internal combustion, electric, turbine, horse-drawn, ...)
October	Non-Bridge Structure or Diorama	Non-Bridge Structure
November	Freight Car - any revenue producing car not carrying pass.	Freight Car - any revenue producing car not carrying pass.
December	Box or Refrigerator Car	Box or Refrigerator Car

* Model photos if Virtual Contest
** Prototype photos if Virtual Contest

Changes from prior version in Yellow
revised April 17, 2021

DIVISION 7 ZOOM MEETINGS - “JOINING” ISSUES

Some of our members are having issues joining in on our Monthly Zoom Meetings, or have never tried to do so as they think it's too difficult. Normally this is a very simple process, as you simply click on the meeting link that Bob Shreve emails to everyone, and you enter the Zoom session.

However, if you've never joined a Zoom session before, then you must first download a small bit of Zoom software (or an app if you are on a mobile device). You might be asked to do that by Zoom when you click on Bob's link, or you may instead need to first go to the **zoom.us** website and download it from there. Once you do this, you should be able to directly access current and future Zoom meetings simply by clicking on the link in Bob's emails.

Every once in a while, Zoom does an upgrade, and if your Zoom access stops working it may be because you may need to do one or both of the following –

- Re-boot (re-start) your device – this is especially needed for ipads, notebooks, phones and any desktop computers you normally leave on all the time – occasional rebooting also clears undesirable clutter that could be hindering your computer's functioning
- Upgrade your Zoom app – go to the **zoom.us** website, or click on your Zoom app, and run a Zoom upgrade that may be there for you

If clicking on the meeting link that Bob emails you still doesn't work, or you need help doing any of the above, please call or email our me at 513-205-6045 and johnburchnell@gmail.com. I can usually work this out over the phone with you while you tell me what you see on your screen.

Finally, if you aren't receiving Bob's emails in the days before each meeting, then either 1) we don't have your correct or current email id, 2) we don't have any email id for you, or 3) Bob's emails are going into your spam folder. Bob's emails are the only place we share the meeting links, so you have no way to get it otherwise. Contact NMRA HQ in Tennessee, or Bob Shreve or Peter Weiglin (see masthead) to get your correct email id on file.

This should enable everyone to join in on and enjoy our monthly gatherings.

John Burchnell

Zoom Coordinator, Cincinnati Division 7

DIVISION 7 MEMBERS' "COVID19 ACTIVITIES"

INEXPENSIVE LEDS AND OTHER HINTS

Patrick Stanley

In my article in last months newsletter about Signaling the East Valley Sub, I mentioned a source of inexpensive LEDs. I wish to expand on these and some of the uses I have found for them on my layout.



LEDS FROM BIG LOTS

The item I refer to is in the first photo. I acquired 2 or 3 packages of these at least a couple of years ago from Big Lots, and knowing me I probably got them in the after Christmas sales so I paid even less than they are marked. I know not whether they are still available from Big Lots, but as it is a product made in China, it is probably available in similar forms with different names from various sources. This is the type of item that would also be used by crafters so a similar product is probably available from Michaels or Hobby Lobby. Don't forget to check the various "Dollar" stores as they also have bargains. It comes with a plastic battery holder that uses 3 AA batteries and has an off/on/flashing mode. These feature do not concern me as I am only interested in the LED's.

They are wired in parallel on the string. Each one draws about 5mA at a nominal 3 volts with my handy tester (more on this later) Each "bulb" is about .090" wide and about .095 long depending on how close you trim them. The LED's are coated in an epoxy covering and separated by fine plastic coated wires with about 4' between "bulbs". They have a nice "warm white" color that is perfect for the bulbs and lighting of the 50's that I model. So, how have I used them?

I have used them for locomotive headlights. Especially in F-units with the bigger lens, drill a shallow countersink into the back for the lens to help accept the convex shape of the LED (which can be filed down some), then glue in place with some canopy glue which dries clear, This is also a good all purpose adhesive you should have in your toolbox.

Before I use any LED, I always test them to make sure that they work and also to establish polarity to make hookup easy later. I have seen of all of these fancy LED testers that people have had or made and I don't think any of them match the simplicity of what I use. (See Photo #2). It is simply two AA or AAA batteries taped together with a connector wire joining the opposite poles at one end and wire extensions from the other. Since most LED's have a threshold of around 3 v DC, by touching the battery leads to the LED you can quickly determine if they work and the polarity of the leads (I use a Red Sharpie to mark +) and not worry about over driving the LED. No resistors required to test. The only time I had a problem was with some of the early ultra small LED's with a much lower voltage and current threshold. OOPs, lesson learned.



LED TESTER

DIVISION 7 MEMBERS' "COVID19 ACTIVITIES"

INEXPENSIVE LEDS AND OTHER HINTS *(Continued)*



I used them as interior building lights in my roundhouse. I cut off a bulb as close as I could using sharp fine edge cutters like rail nippers and ran the leads through the opening of the lampshades (see photo #3). I used Miniatic #72-110-10 brass lampshades with a dab of canopy glue to hold them together. I then wired them to two buss wires of .012 or .015 brass or phosphor bronze wire that were strung along the building structure (Photo # 4) with wires fed underneath to power. I adjusted the brightness with a resistor.

LAMPSHADE DETAIL

They are also useful for general building lighting.

I think most modelers are always on the lookout to adapt products to model railroad use and this is a good example of that.

Happy Modeling



INTERIOR BUILDING LIGHTS IN ROUNDHOUSE

DIVISION 7 MEMBERS' "COVID19 ACTIVITIES"



(Cover Photo). In 1952, Union Pacific received 10 Standard 4,500 hp gas turbines numbered 51 to 60. The Athearn model represents number 55 in 1955, after UP painted the trucks Aluminum and added the aux. tender. The engine is sound equipped and is just as noisy as the prototype.

UP went back to GE in 1954 and ordered 15 more 4,500 hp turbines. These are the Veranda turbines, numbered 61 to 75. Number 61 represents the as-built configuration with gray trucks.

The turbines were not regular visitors to Denver and are too new for my 1950 layout but, they're good runners and represent a unique era in UP motive power.

Jim Rollwage

DIVISION 7 - ANNOUNCEMENTS

Carillon Park Rail Festival August 21-22

The Carillon Park Rail & Steam Society and Carillon Historical Park present the 14th annual Carillon Park Rail Festival. This 2-day event will be Sat. August 21, 9:30am – 5pm and Sun. August 22, 11am – 4pm. at the Carillon Historical Park, 1000 Carillon Blvd, Dayton, Ohio 45409. **NOTE THIS IS A NEW DATE FOR THE SHOW.** Featuring model train displays, historical displays, live steam engines, food & merchandise vendors, flea market, and miniature train rides through-out the weekend. \$12 adults, \$10 seniors, \$8 children. For more information, visit www.railfestival.com. Inquires contact David Oroszi <david.oroszi@usa.net> 937-238-5655

William Lee "Bill" Edwards

On March 29, 2021 former Cincinnati Division 7 NMRA member Bill Edwards succumbed to a multitude of health issues. He had been in and out of assisted living since August of 2019. Bill was 75 years old, and a retired railroad inspector for the Norfolk and Southern Railroad. He is survived by his wife, Patti and other immediate relatives and close friends.

Bill was an outstanding modeler and clinician, who was well known both locally and nationally for his entertaining clinics on scenery, weathering, scratch-building and other topics. Bill and his fellow modeler Paul Godwin presented numerous clinics during the very popular series of clinics sponsored by the former Tim's Trains & Hobbies Shop in Covington, Kentucky.

Cincinnati Division 7 member Bruce Knapp was a close friend of Bill's and enjoyed doing clinics with him, often being the target of Bill's humor! Bill was also a popular presenter for many years when Cincinnati Division 7 conducted live "how-to" clinics at our annual Fall Model Train Show.

Years ago, Bill helped found the Black Diamond Lines model railroad club, now based in Ross, Ohio. Bill is also credited with developing the "puff ball" model tree making method that is so prevalent in the hobby today. A visitation and memorial service took place on April 6, 2021 at Spring Grove Funeral Home - Reading. Bill is interred at Highland Cemetery in Ft. Mitchell, KY.

DIVISION 7 - ANNOUNCEMENTS

Great Northern Railway Operating Session on May 15 at 7 PM (Saturday)

NOTE: Contact Sam Parfitt prior to attending, in order to confirm the Operating Session. --- Ed.

With a change in seasons, the layout is operating well, especially using the LCC signaling system. A mixture of freight and passenger trains were run. Been a little slack on any updates such as decoder installs, but just been "running trains" during the month. Have done mostly PM in new efficient can motor installs, and any "bugs" that "crop up" while "running trains." Still have newly acquired engines that need re-assembly, whenever!

Pizza at 6:30-7:00.
Please email if attending.

NEW POLICY:

Since there's not a lot to do outside our homes related to railroading, those who wish to have a 'one-on-one' or with own friends to operate the layout during the month, please email or call.

Being retired, I spend the bulk of my time in the basement so visitors are always welcomed. Thanks.

New arrivals and updates:

N&W Y-6B 2-8-8-2 by BLI. GN R-2 2-8-8-2, black, Lights and decoder installed; GN R-2 2-8-8-2, Glacier park, lights and decoder installed; GN S-1 4-8-4, coast drive
GN Y-1 electric I-C-C-1, lights and decoder installed; UP 4-12-2 with working greasly valve; SF Hudson 4-6-4 Blue goose, decoder installed.

ACL R-1 4-8-4 painted and lights/decoder installed; RF&P 4-8-4 painted and lights/decoder installed; DM&IR S-7 0-10-2 painted and lights and decoder installed.

3 N&W passenger cars; NYC Dreyfuss Hudson; CP Royal Hudson; UP Veranda turbine; Burlington 1934 Zephyr passenger train set.

C&O L-1 Streamline Hudson.

(Robby the Robot)

NP A-3 gray boiler; PRR K-4 streamlined, 4-6-2; C&O K-4 2-8-4 and H-6 2-6-6-2 painted, lighted, new motors and decoder installed.

The N&W Y-3 2-8-8-2 was painted with a new motor, decoder and lights installed; Ditto for the Texas & Pacific 2-10-4.

A DM&IR S-7 0-10-2 arrived. One of the few engines that I've been looking to purchase.

C&O M-1 steam turbine: very unusual engine 2-D-2 + 2-D-2. I've installed a decoder in the engine so it has the turbine sound. Also, added extra weight and, so far, it easily pulled 30 cars.

UP M-10,000 4 car set. The first streamline diesel train set. Two decoders were installed in this engine. One front(sound) and one rear (no sound).

ACL 4-8-4: A two tone black and grey.

I've moved all my vintage metal Athearn/Varney and wood Silver *Streak*/Ambroid freight cars to Seattle, so freight drags will dominate, plus passenger trains of your choice.

NEW PROJECTS:

Installed decoders in several more engines. A selection of 50 engines can now be done. Began installing hardware needed to, remotely, control turnouts via the track schematic on the PC's monitor screen: Along with the signaling system, this is also LCC.

Most testing done with passenger trains seems to be ending, as the longer passenger cars are about twice the length of a regular freight car and pose different problems, but they seem to be finally resolved.

New vintage metal Athearn/Varney and wood Silver *Streak*/Ambroid freight cars have been tested, and are working well over the mainline.

Finished adding the last tunnel portals that I failed to do, 40 years ago.

Got to do some PM on 3-4 engines.

New passenger yard completed.

The signaling system using LCC is complete along with monitor showing train positions on the layout.

Mission Statement: Main theme of my railroad (besides modeling the Great Northern Railway): when building the railroad, I wanted to model mainline running with big time steam and 'scale like' trains of 25-45 cars on single track mainline with passing sidings.

The GNRW has been updated to handle DCC operations.

As I used to do in the 80's and 90's, should you have a DCC engine, you may bring it to operate on the GNRW.

Please email me which you would like to do.

Mainline operator(4)

Local mainline operator

Seattle freight yard: 14 tracks, 550 car capacity.

Seattle roundhouse: 24 stalls

St. Paul freight yard: 12 tracks, 420 car capacity

St. Paul roundhouse: 24 stalls

Cascade tunnel electrics: operator (2)

Ore dock: 120 car capacity.

Main panel dispatcher.

Swan river logging railroad: operator (2)

USUAL STATS:

Time: 1938. All steam and electrics. The GN railway is a point to point railroad, 400' mainline with two 400-500 car yards at Seattle, Wash and St Paul, Minn, each having 20+ track turntables and one staging yard holding 300 cars. Minimum radius, 48" with #10 turnouts; Track all hand laid on individual wooden ties. 100% scenery.

Four track 12' ore dock.

Interface railroads: NP, SP&S, Milwaukee, DM&IR, UP, SP, D&RGW, SF and CN.

Swan Lake logging railroad: Has interface with GNRW, yard, John Allen's 'time saver' and double switchback into the valley.

For pictures see:

<http://ogrforum.ogaugerr.com/topic/great-northern-railway?page=1>

Video:

<https://www.youtube.com/watch?v=tOb7SgZTLWA>

Junk food and beverage will be available.

Sam Parfitt

samparfitt@fuse.net

cell: 513-378-9133

DIVISION 7 - ANNOUNCEMENTS

Ross Central Clubs Losing Their Space

A number of our members belong to one (or more) of the clubs that collectively are referred to as Ross Central, as they all had spaces on the third floor in the old Ross Schools Administration Building. In a note from the superintendent of the Ross Local Schools dated April 27, 2021, all of the remaining clubs were asked to move out by May of 2022 to allow the schools to remodel the building back into classrooms. The impacted clubs include:

- The Cincinnati Hi Railers (O scale)
- Ross Rails (HO scale)
- Black Diamond Lines (HO scale)
- Cincinnati Northern (HO scale)

This follows on the required departures of two other clubs that were asked to vacate spaces on the first floor. They were notified on January 30th and had to be out by March 1, 2021. These were:

- Cincinnati Sipping and Switching Society (HO scale)
- Queen City N-Gineers (N-scale) (QCN also had to vacate their third floor space)

Attempts have been made in the past by the various clubs to locate alternate space (as a result of a rumored plan to tear down the building), without much success. That search will have to begin again. If any Division 7 member knows of any vacant spaces that might be available (at no more than nominal cost), please get that information to any member of the listed clubs.

Division 7 had visited these layouts multiple times in the past, typically after monthly meetings at the Senior Center in Hamilton. They were all open for visits as part of our 2018 Regional Convention. And the school had worked with the clubs to put on a flea market for several years, an event that normally preceded our Spring Flea Market by a week or two. For all of these reasons, we will all be impacted by this development.

John Shields



NATIONAL NMRA CONVENTION now *Virtual!*



Welcome to Santa Clara, California -
VIRTUALLY!

While we were saddened to cancel the live in-person convention we were all looking forward to, the members of the [Pacific Coast Region](#) are pleased to announce that planning for a substitute multi-day video virtual event is well underway.

Scheduled to run from **Tuesday, July 6** through **Saturday, July 10, 2021**, this five-day event will mix live and recorded events, including, but not limited to:

- Video Clinics
- Video Layout Tours
- Virtual Operating Sessions
- Q&A Sessions
- Layout Owners Panels
- Prototype Tours
- Meetings
- Slack channels, or breakout rooms, for live post-presentation discussions

Each convention day will run from 9:00 AM to 9:00 PM, Pacific Daylight Time. Most content will be recorded and available for playback for a period of two weeks after the original live presentation. A dedicated team of volunteers is working to make this a great convention, all for a cost of just \$49.00.

The committee expects to cooperate with the successful NMRAX virtual meeting team.

The planning committee draws members from 21st Century Limited, a California nonprofit corporation that successfully ran NMRA's highly regarded San Jose 2000 and Sacramento 2011 national conventions, as well as local modelers and operators. [Pacific Coast Region](#) of the [National Model Railroad Association, Inc.](#) is also a co-sponsor of Rails by the Bay.

More detailed information is expected to be released by April 2021.

Current Plans Include:

Video Clinics

We have a clinic by Frank Markovich MMR® who will describe building parts of the "Magic of Scale Model Railroading" exhibit at the [California State Railroad Museum](#) in Sacramento, the capital city of California. More to come...

Video Layout Tours

We'll also be offering pre-recorded video layout tours, coupled with live moderated Q&A sessions with layout owners. You'll virtually visit the top-quality layouts of modelers like Jack Burgess, MMR®, Guy Cantwell, Dave Connery, MMR®, Bill Decker, Dave Houston, Otis McGee, Dave Stanley, and more. Visit the [Layout Tours](#) page for more information.

Model Show

We're also developing an online, photo-based model show to showcase the models you've built in the past year, with a "Meet the Modeler" panel so you can chat about your techniques.

Special Interest Groups

Interested in layout design? We'll offer a complete Layout Design SIG program including videos of LDSIG-oriented layouts, and a panel discussion about lessons learned and layout improvements. For operators, virtual op sessions (either as an active participant or viewer) are also under development. We will offer a number of channels for interaction among the attendees to capture some of the feeling of meeting old friends in the hallways.

National Train Show

The National Train Show, which is separately planned and operated, remains canceled and will not be held virtually this year.

Updates

Check the [News & Updates](#) page for the latest updates on additions, cancellations, and other updates to clinics and other events as the information becomes available.

Mail-in Registration Form

[Click here for mail-in Registration Form](#)

Please print and fill in by hand. An e-mail address is **required**, as all communications from the convention will be electronic via e-mail. Return completed form with your payment (in U.S. funds) to:

Rails by the Bay 2021
530 Fig Tree Lane
Martinez, CA 94553

NOTE: Consider this announcement as tentative, as COVID19 conditions may change. --- Ed.



Central Indiana Division
of the
National Model Railroad Association
Presents the

Franklin Train Show

Saturday-Sunday May 15th & 16th, 2021

Masks Required - Hand Sanitizer Stations, - Contact Tracing

****CID Annual Meeting****

Johnson County Fairgrounds
250 Fairground St.
Franklin, IN

10 AM to 3 PM

CID Annual Meeting

May 16th at 1:00PM



Admission: \$3.00 per Adult or \$5.00 per Family

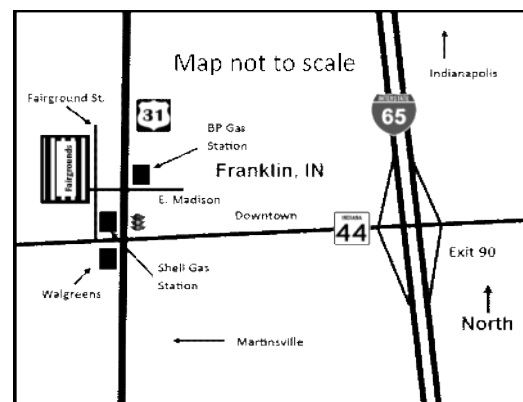
****NMRA Members Free with current membership card must show card at entrance****

Show Features

- Operating Layouts
- Displays
- Dealer Tables
- Food
- Clinics
- Door Prizes
- Free Parking

- Popular Vote Contest -

Favorite Intermodal Facility



Dealer Tables \$16.00 each [8 foot] for both days

Setup from 7:00 AM to 10:00 AM Both Days

Table reservation form at: cidnmra.org

For information contact Michael Roderick at (317) 833-3556 or mdrghost@hotmail.com

Check out our website at <http://www.cidnmra.org>

The next CID train show is at Danville, IN on November 20, 2021

DIVISION 7 - CLASSIFIED ADS

As a benefit to Division 7 members, the Oil Can will offer to list free Classified Ads to allow members to sell railroad-related items. A few other Divisions offer such a program. The Board will periodically re-evaluate the program. If you have items to sell, please review the Rules, and send an email to editor@cincy-div7.org

CLASSIFIED AD RULES:

Item(s) must be railroad related.

Seller must be a Member of Division 7 MCR NMRA.

Listing description shall be 30 words or less.

Item(s) can be displayed for a maximum of three (3) months. Oil Can Editor will assign a Listing Number that will include the last month of listing. (E.g., "xx-July 2015" would indicate Listing xx will be listed through the July 2015 Oil Can).

Seller must list name, and either Phone Number and/or Email, so the interested Buyer can contact Seller. It will not be listed without them. **(NOTE: Seller agrees to allow contact information to be published in the Oilcan, which is published on the Internet).**

A single photo may be submitted for each listing.





Limit of three (3) listings from same Seller at any one time.

Seller shall email Oil Can Editor if item is sold so it can be removed from page.

All transactions are between the Buyer and the Seller.

Oilcan Editor reserves the right to edit listing if needed, and will notify Seller of edit prior to publication.


DIVISION 7 - CLASSIFIED ADS

Picture	Description	Price	Name	Phone, or Email	Listing No.
	N scale Life Like, 50 foot B & O boxcar, Micro Trains trucks, low-profile plastic wheels	\$9	Martin Simon	mrsimonarchitect@gmail.com	156-Mar 21
	N scale Atlas, 50 foot B & O boxcar, Micro Trains trucks, low-profile plastic wheels	\$9	Martin Simon	mrsimonarchitect@gmail.com	157-Mar 21
	N scale Atlas, 50 foot Erie boxcar, Micro Trains trucks, low-profile plastic wheels	\$9	Martin Simon	mrsimonarchitect@gmail.com	158-Mar 21
	N scale Con Cor, Southern auto rack original trucks and couplers, low profile plastic wheels	\$8	Martin Simon	mrsimonarchitect@gmail.com	177-Apr 21
	N scale Walthers, TTX container carrier original trucks and couplers, low profile plastic wheels	\$8	Martin Simon	mrsimonarchitect@gmail.com	178-Apr 21
	N scale Trix, Great Northern large tanker original trucks, couplers, and metal wheels	\$8	Martin Simon	mrsimonarchitect@gmail.com	179-Apr 21
	Athearn, Conoco 3-dome tank car, no.190, w/Kadee-type couplers, RTR Retail: \$11.98	\$9.00	Jim MacKnight	jimmack6@hotmail.com	180-May 21
	Athearn, Shippers Car Line 3-dome tank car, no.42, w/Kadee-type couplers, RTR Retail: \$11.98	\$9.00	Jim MacKnight	jimmack6@hotmail.com	181-May 21
	Stewart, Western Maryland EMD F7A and B, phase I late diesel, black w/gold speed lettering. Retail: \$89.00 each	A/B set \$110	Jim MacKnight	jimmack6@hotmail.com	189-Jun 21
	Stewart, Western Maryland U-channel, 55-ton, 6-panel 2-bay hopper, speed lettering, freightcar red, built 9/52, limited edition set of 4 numbers Retail: \$47.50	set \$38	Jim MacKnight	jimmack6@hotmail.com	190-Jun 21
	Stewart, Western Maryland AAR, 70-ton, 14-panel 3-bay hopper, speed lettering, freight car red, built 3/58, limited edition set of 6 numbers Retail: \$72.00	set \$58	Jim MacKnight	jimmack6@hotmail.com	194-Jul 21
	Roundhouse, EJ&E 40' AAR boxcar w/Superior door, no. 61277, dark green w/orange stripe, RTR Retail: \$18.50	\$14	Jim MacKnight	jimmack6@hotmail.com	182-May 21
	NYCS Adlake –Kero, model 400 railroad lantern, with 3-1/4" cast clear globe, good condition.	\$85	Jim MacKnight	jimmack6@hotmail.com	183-May 21
	PRR Adlake –Kero, model 300 railroad lantern, with 3-1/4" fluted red globe, good condition.	\$90	Jim MacKnight	jimmack6@hotmail.com	184-May 21
	Stewart, Clinchfield EMD F7A, phase I late diesel, no. 806, gray w/yellow nose, custom painted. Retail: \$130.00	\$95	Jim MacKnight	jimmack6@hotmail.com	191-Jun 21
	Stewart, B&O 70-ton, 9-panel offset side 3-bay hopper, black w/ large B&O lettering, built 7/48, set of 6 numbers. Retail: \$9.98 ea.	set \$48	Jim MacKnight	jimmack6@hotmail.com	194-Jul 21
	Keystone Loco Works, company houses (3), cast metal and wood construction kit. Retail: \$19.95	\$15	Jim MacKnight	jimmack6@hotmail.com	187-May 21
	Keystone Loco Works, Barnhart log loader, cast metal kit. Retail: \$32.95	\$25	Jim MacKnight	jimmack6@hotmail.com	188-May 21
	About 100 HO freight cars, Athearn, TM, etc. with Kadees and RP-25 wheels. Many with intermountain wheels.	\$5 to \$7 each	Sam Parfitt	samparfitt@fuse.net	175-Apr21
	Scale Trains SD40T-2 Rivet Counter, undec with ditch lites. SP prototype, DCC ready Scale Trains # SXT 31797 My cost \$195	\$160	Patrick Stanley	bellasmonkey@gmail.com	193-Jul 21

Cincinnati Division 7 N.M.R.A. - 2021 Program Schedule

See website for most recent [printable landscape PDF](#). Dates, times and events can change. Most meetings begin at 2:00 PM

Month	Date	Location	Program / Speaker	Contests *	Layout Visits
Jan	Sun, Jan 10 Virtual	100% Virtual via Zoom – see Oil Can, website, postcard & email	Dave Ackmann, Gateway Division (St. Louis) – “3D Printing”	Virtual - Model & Proto Photos: Caboose or Passenger Car	Youngstown Model RR Club + Mike Farrow
Feb	Sun, Feb 14 Virtual	100% Virtual via Zoom – see Oil Can, website, postcard & email	Gary Hoover – “1950’s N&W HO Scale Layout with O. Winston Link Scenes”	Virtual - Model & Photo: Hopper or Gondola Car	Gerri Doebelin, Howard Zane
Mar	Sun, Mar 14 Virtual (New)	100% Virtual via Zoom – see Oil Can, website, postcard & email	John Burchnall – “Modeler’s Guide to Timelines in Selecting Eras”	Move from June: Virtual - Model & Photo: Steam Locomotive	Dave Holl
Apr	Sun, Apr 11 Virtual	100% Virtual via Zoom – see Oil Can, website, postcard & email	Ed Swain – “Modeling the Louisville Lift Bridge”	Virtual - Model & Photo: Maintenance of Way Equipment	Virtual
May	Sun, May 16 (note date)	100% Virtual via Zoom – see Oil Can, website, postcard & email	Rick Stern “Exotic European Rail Trip”	Virtual – Model & Photo: Freight Car w/ Open Load	Virtual
May	May 20 to 23 CANCELLED	Mid Central Region Convention “Northern Express” Erie, PA	ENTIRE EVENT CANCELLED Convention Clinics, Banquet, Tours	ENTIRE EVENT CANCELLED Convention Contests	Convention Tours and Layouts
Jun	Sun, June 13	100% Virtual via Zoom – see Oil Can, website, postcard & email	John Shields “Basic Railfanning of Greater Cinti”	Virtual – Model & Photo: Intermodal or Auto Carriers	Virtual
Jul	July 6 to 10 VIRTUAL ONLY	NMRA National Convention VIRTUAL Santa Clara, CA	VIRTUAL ONLY EVENT Clinics, Tours, Programs, Show	VIRTUAL ONLY EVENT Convention Contests	VIRTUAL ONLY Tours & Show Layouts
Jul	Sun, Jul 18 (note date)	100% Virtual via Zoom – see Oil Can, website, postcard & email	Paul Dolkos - “Tracks in the Streets” and his B&M and Baltimore layouts	Virtual – Model & Photo: Bridge or Trestle	Virtual
Aug	Sun, Aug 8	100% Virtual via Zoom – see Oil Can, website, postcard & email	Bernard Kempinski “Railroads of the Civil War”	Model & Photo: Tank Car	Virtual
Sep	Sun, Sep 12	tbd	tbd	Model & Photo: Non-Steam Locomotive	tbd
Oct	Sun, Oct 3 (note date)	In person? (and simulcast?) at Hotel, Library or Civic Center?	tbd	Model & Photo: Non-Bridge Structure/Diorama	tbd
Oct	Sat 9 – Sun 10 11 am to 5 pm	53rd Annual Fall Train Show Lakota West High School	Cincinnati Model Train & Trade Show Booths, Layouts and Slide Show	None	Train Show Portable Layouts
Nov	Sun, Nov 14	In person? (and simulcast?) at Hotel, Library or Civic Center?	Roy Hord – “The Norfolk Southern Pocahontas Division”	Model & Photo: Freight Car	tbd
Dec	Sun, Dec 12	In person? (and simulcast?) at Hotel, Library or Civic Center?	Potluck slides or clinic tbd?	Model & Photo: Box or Refrigerator Car	tbd



The Raton Pass

I spent 5 “fun filled” (?) days at Christ Hospital: I thought I was having a stroke. After a very cold ride with the Miami Heights EMS (seriously these folks are excellent), I checked into the Christ Hospital Emergency Room, where I got the usual battery of tests (CT scan, MRI, EEG, plus meeting several new doctors). The final decision was I did not have a stroke; I am in the early stages of Parkinson’s (oh joy). I am on a new medication and all seems to be well.

I now know why I was having problems with motivation and energy. I am starting to feel a little bit more motivated and really want to get back to working on the layout. Zach Riggins was out last Friday to see what had been done and what is planned. Both Zach and Chuck Endreola are after me to work on the track plan for the pass. The pass will include the town of Starkville, the coal mine at Morley, Colorado, the Wooten Ranch, and the state line tunnels. Since I am modeling 1951, both tunnels will be in use.

Currently, I am still working on the engine facilities at Trinidad. I am moving some of the functions from La Junta to Trinidad. That means moving the locomotive double-heading and “through passenger” cars to Trinidad. I will get to use John Altshool’s roundhouse, plus a Walther’s 130-foot turntable. The doubling was done at La Junta, Colorado and Lamy, New Mexico. There is a coaling tower in Trinidad, but it got extraordinarily little use; by 1951 Raton Pass was largely oil-fired power. I will use a few older 2-10-2’s to justify the coaling tower.

I realize I have a huge amount of work just to finish Trinidad. I plan to use 2” foamboard for the elevated portions of the pass. The current plan is to finish the locomotive facility at Trinidad, finish wiring the yards for DCC. When (and if) that gets finished this spring, we can start the grade to Starkville.

So far, my crew includes Pat Homan, Chuck Endreola, Zach Riggins, Keith Corman, and Merlyn Jarman, plus a volunteer I had at the last meeting.

At one of Bill Edwards clinics two years ago, he made mention that all you needed to model the Southwest was a 4 by 8 sheet of plywood and plenty of sand! Sorry, Bill, we are going to plant (thanks to Chuck) about 125+ trees. That is what is happening in North Bend. I may actually send photos next month!

Keep ‘em rolling

Bruce

Coming Down the Line

Cincinnati Division 7, MCR, NMRA
2021 Schedule

NOTE: ALL REGULAR MEETINGS START AT 2 PM

<u>Date</u>	<u>Location</u>	<u>Program/Speaker</u>	<u>Layout Visits</u>	<u>Contest Topic</u>
5/16	Virtual Meeting	Rick Stern <i>Exotic European Rail Trip</i>	Virtual	<u>Models:</u> Freight Car with Open Load <u>Photos:</u> Freight Car with Open Load
June (a Saturday)	CANCELLED	Annual Flea Market <i>Lakota West Freshman School</i>		
6/13	Virtual Meeting	John Shields <i>Basic Railfanning in Cinti.</i>	Virtual	<u>Models:</u> Intermodal or Auto Carriers <u>Photos:</u> Intermodal or Auto Carriers

<u>Around the Division</u> 2021
8/21 & 8/22 Carillon Park Rail Festival - Dayton OH

<u>Region / National</u> 2021
5/15 & 5/16 Franklin Train Show - Franklin IN
5/20-23 MCR Convention - Erie PA CANCELLED
7/6-10 National NMRA Convention - VIRTUAL

<u>Modeling Problems? - Ask the Member Aid Committee</u>
Pat Homan (513) 861-2057
Bruce Knapp (513) 941-2713

Div. 7 Hot Line(513) 662-RAIL
Div. 7 Web Site www.cincy-div7.org
MCR Web Site www.midcentral-region-nmra.org
Mail Address Cincinnati Division 7, MCR P.O. Box 62501 Cincinnati OH 45262-0501