

# Modelers Guide to



**Part 1**

## Using Timelines to Select Eras & Focus Your Modeling



**By John Burchnall**

# Why Use Timelines?

- **Offer guidance in deciding which era and locale to model**
- **Help focus your modeling and purchases**
- **Add interest and uniqueness**
- **Doesn't matter if “anything goes” on your model railroad**

# Typical Modeler Q's

- **What era and locale to model?**
- **Which railroads existed then?**
- **Which railroads to model?**
- **What locos and cars existed?**
- **What other technologies and icons are valid for your era?**
- **Where to find all this info?**

# Timelines **Part 1**

- **Rail Eras, Safety & Regulatory**
- **Railroad Technology Changes**
- **Steam Locomotives**
- **Automobile Companies**
- **Gas Stations / Oil Companies**
- **Road Signs & Markings**
- **Hamburger Chains**

# Timelines **Part 2**









- **Railroad Maps & Mergers**
- **Diesel & Electric Locomotives**
- **Railroad Bridges & Trestles**
- **Farm Tractors**
- **Soda Bottles and Advertising**
- **Grocery Stores & Trading Stamps**
- **Other Study Areas**

# Information Sources

**This work includes comprehensive original schematic visual presentations of historic events and interactions across timelines for a number of subject categories. The analyses, comparisons, derivations, modeling aids, enhancements and new representations and insights of these matters are by the presenter. Heralds, logos and graphical images from 3<sup>rd</sup> parties are used here under fair use doctrines for educational and research purposes. Data sources include -**

- Wikipedia**
- Kalmbach Magazines & Books**
- NMRA Data Sheets (current & archived)**
- Other Internet Sources**

# Kalmbach References



# Timeline Trivia Q's

1

- **When were roof walks & arch bars banned?**
- **How long was transition to roller bearings?**
- **What was used before the milk bottle?**
- **Which USRA loco class made the most?**
- **Which steam loco class made the longest?**
- **Who owns Chrysler now? Bentley?**
- **Which longtime car maker has same logo?**
- **What were first stop and yield sign shapes?**
- **Which burger chain pioneered franchising?**
- **What colors dominate burger chain logos?**

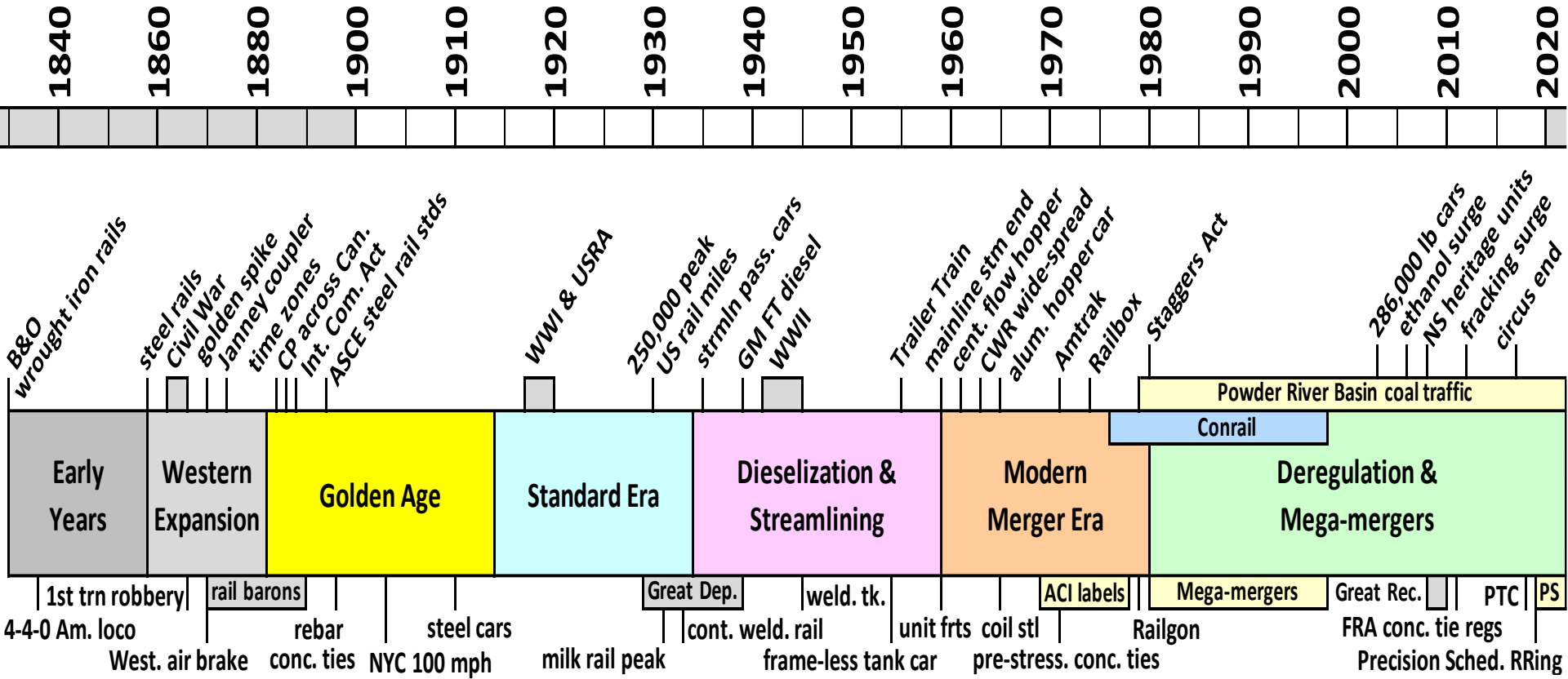


# Timelines

## Part 1

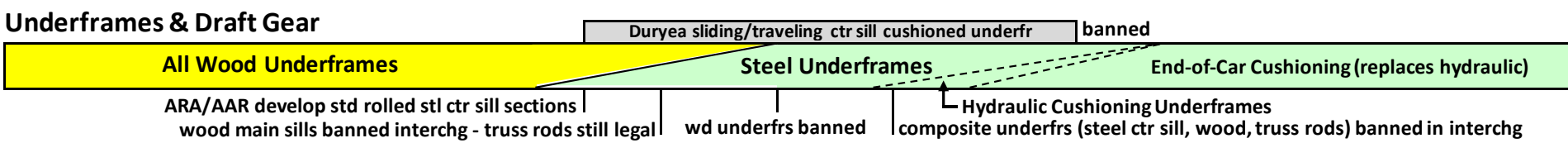
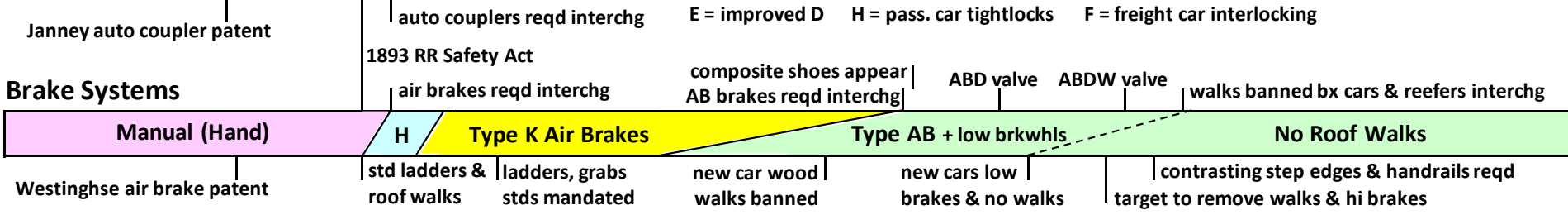
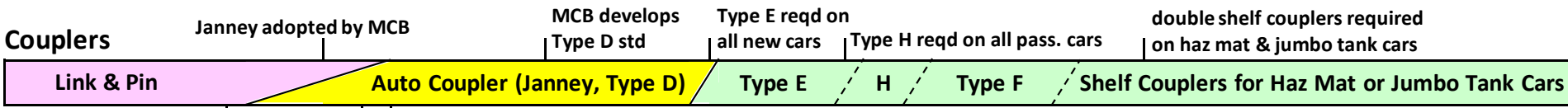
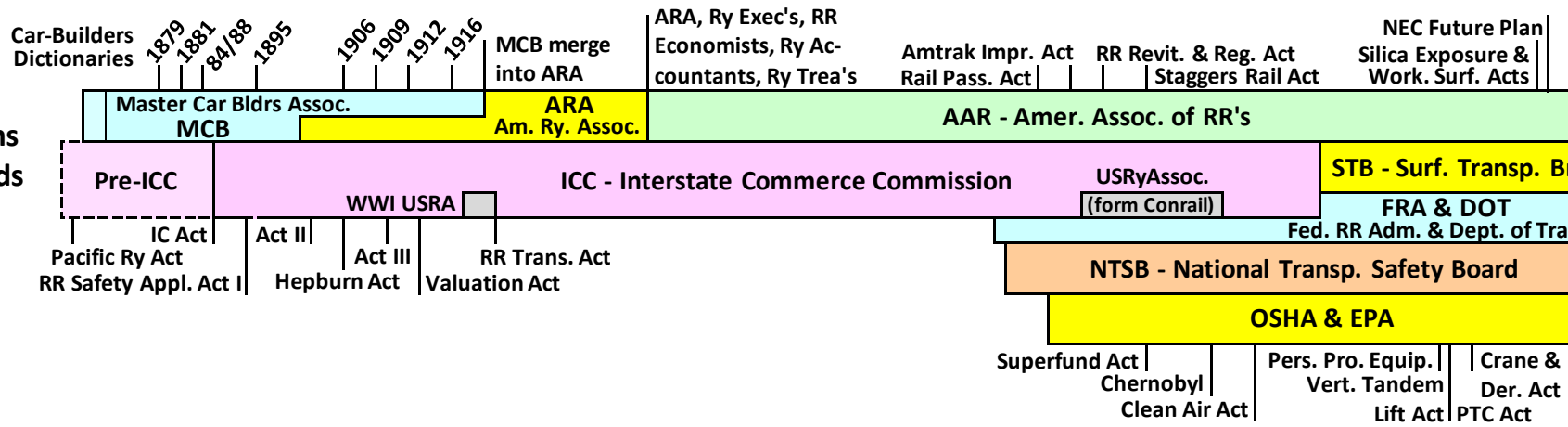
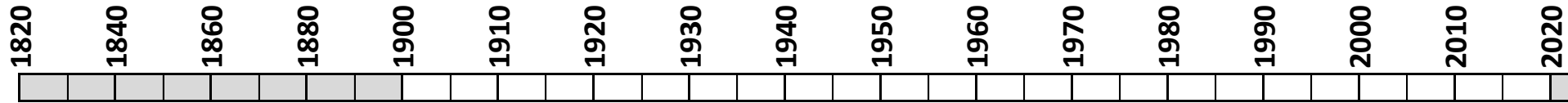
- **Rail Eras, Safety & Regulatory**
- **Railroad Technology Changes**
- **Steam Locomotives**
- **Automobile Companies**
- **Gas Stations / Oil Companies**
- **Road Signs & Markings**
- **Hamburger Chains**

# Rail Eras & Milestones

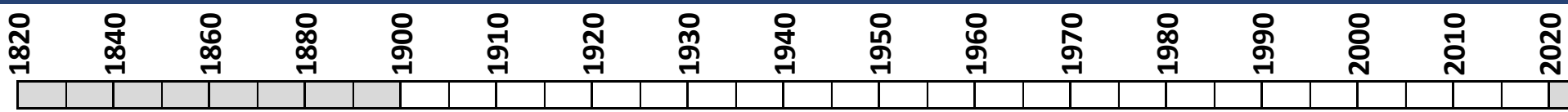


**Each era has its modeling pros and cons, with very different locomotives and rolling stock. Structures can span across several eras. Periods of economic depression may not be the most satisfying to model.**

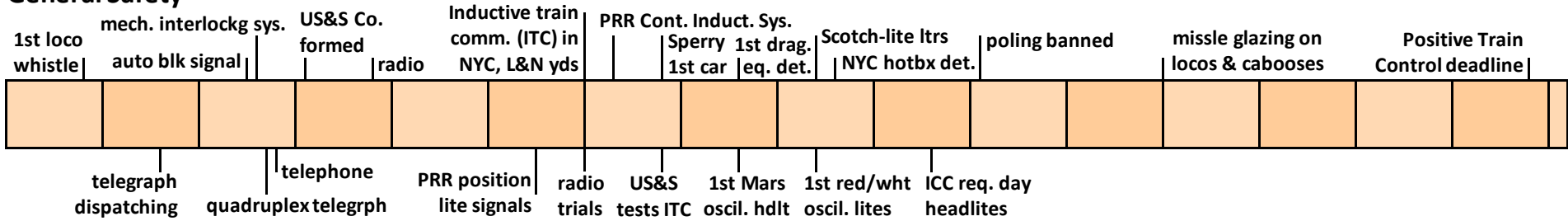
# Rail Safety Regulations



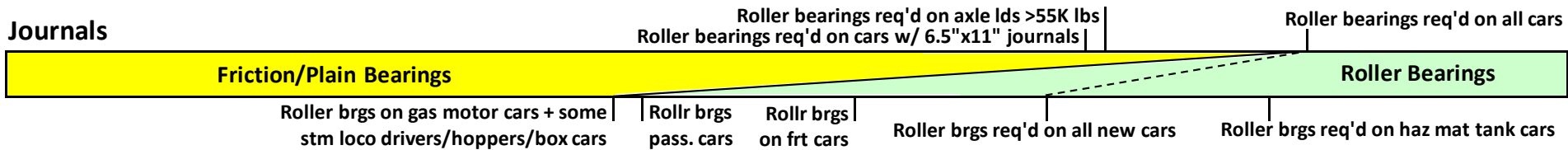
# Rail Safety Regulations



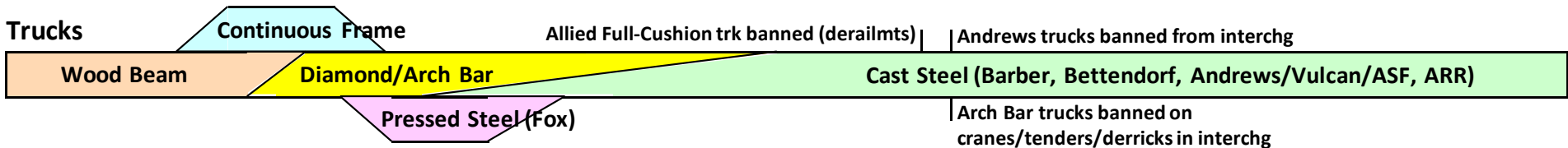
## General Safety



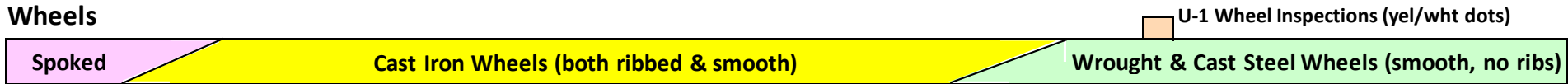
## Journals



## Trucks



## Wheels



# Timelines

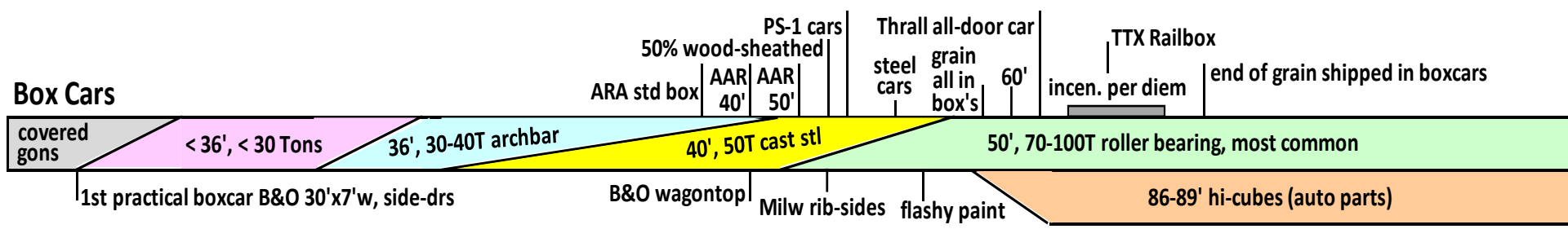
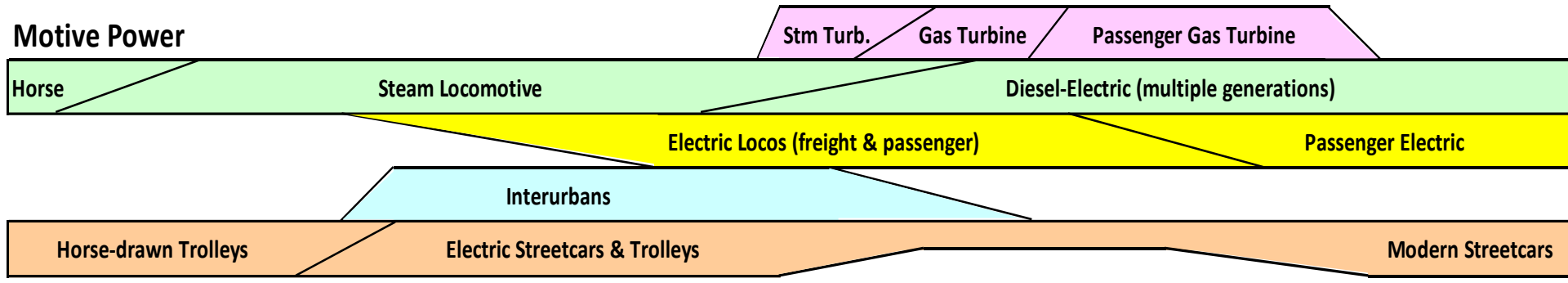
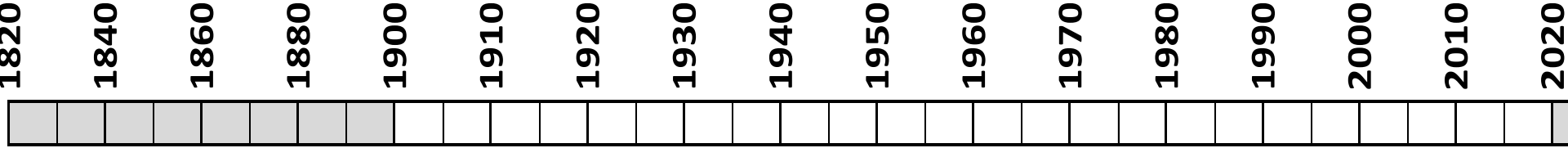
## Part 1

- **Rail Eras, Safety & Regulatory**
- **Railroad Technology Changes**
- **Steam Locomotives**
- **Automobile Companies**
- **Gas Stations / Oil Companies**
- **Road Signs & Markings**
- **Hamburger Chains**

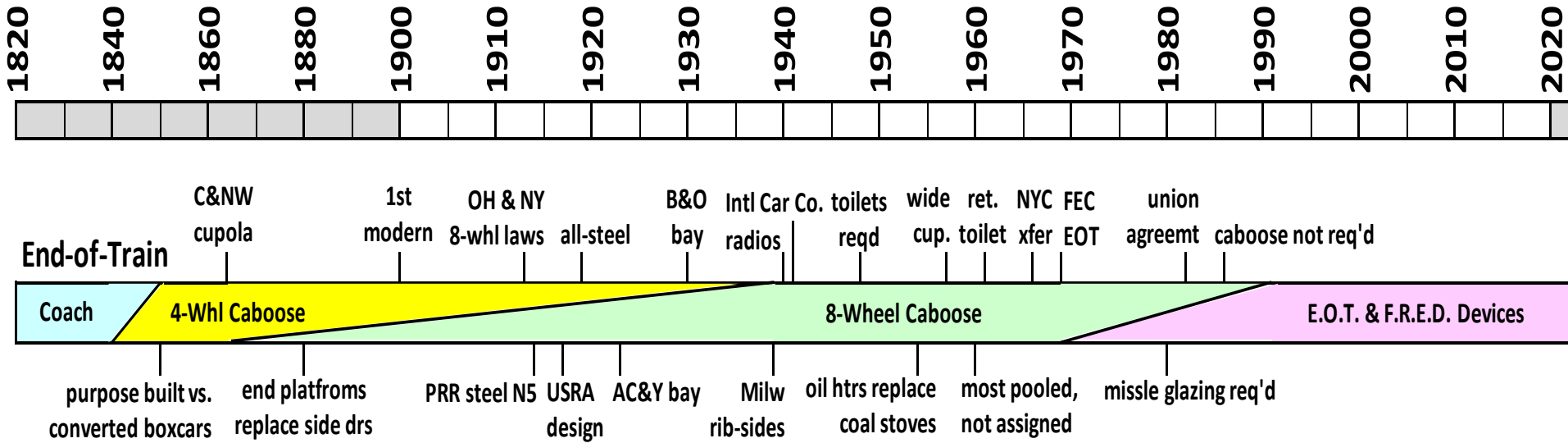
# **Rail Technology Changes**

- **Motive Power Types**
- **Box Cars**
- **Cabooses / End-of-Train Devices**
- **Passenger Trains**
- **Mail and Express Cars**
- **Diary Shipments**
- **Reefers and Tank Cars**
- **Automobile & Intermodal Cars**

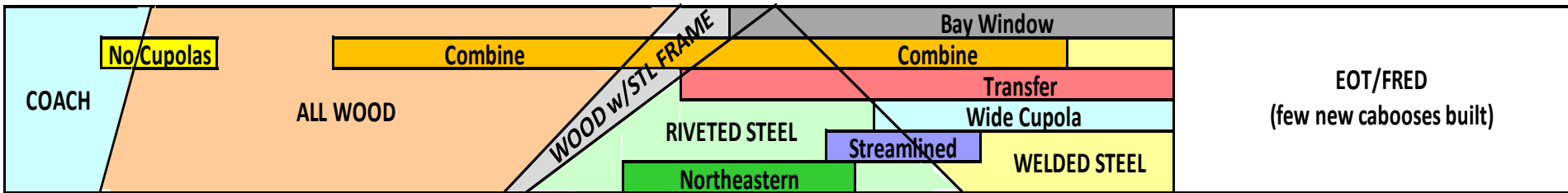
# Railroad Technologies



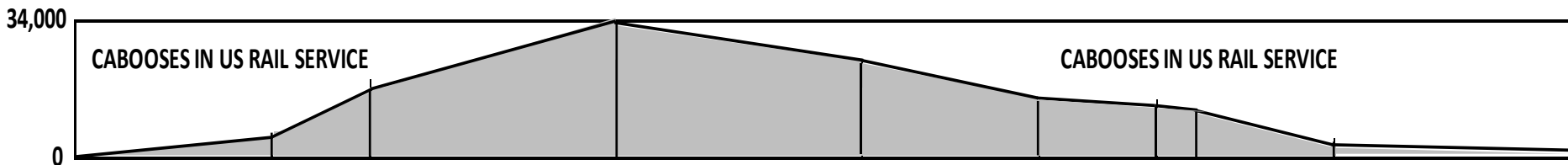
# Railroad Technologies



## Caboose Construction & Types

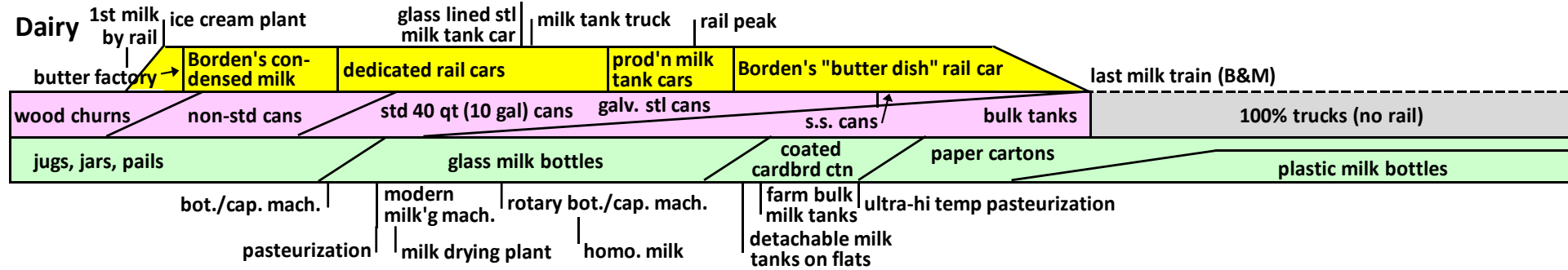
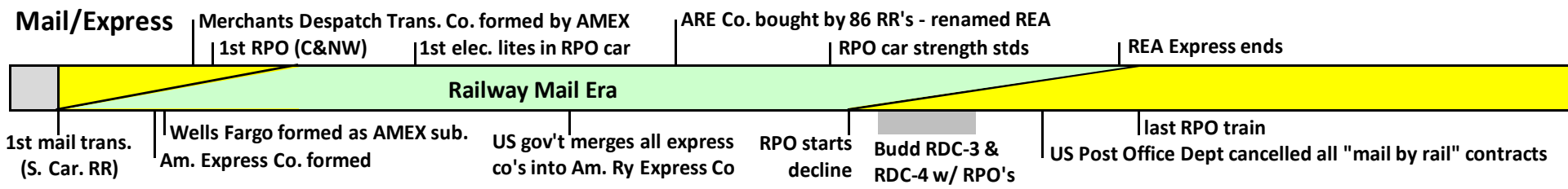
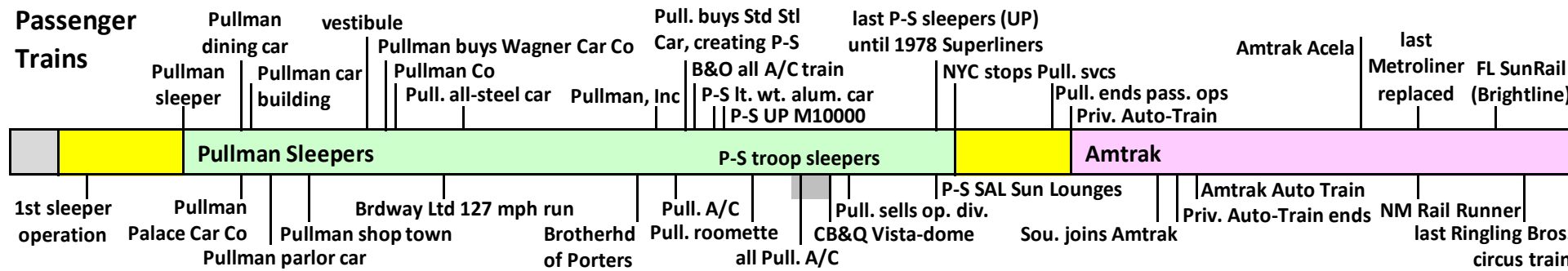


## Cabooses in Service

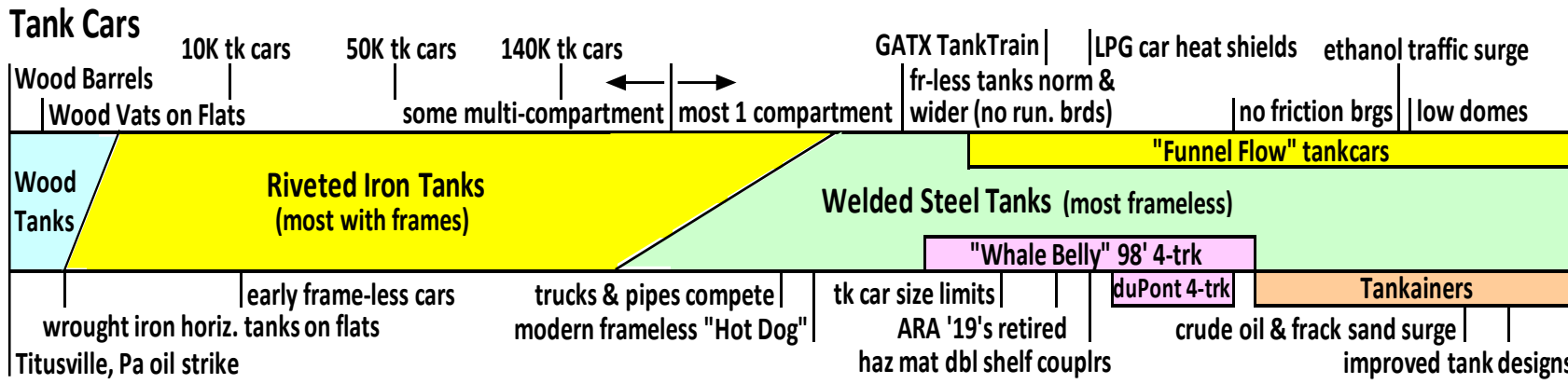
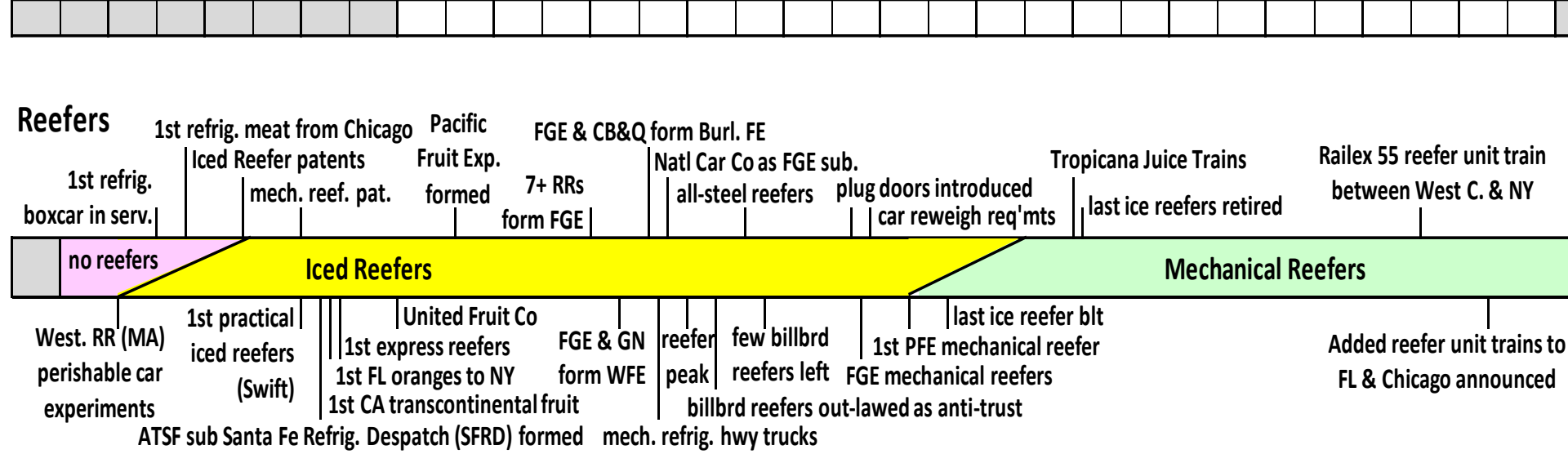




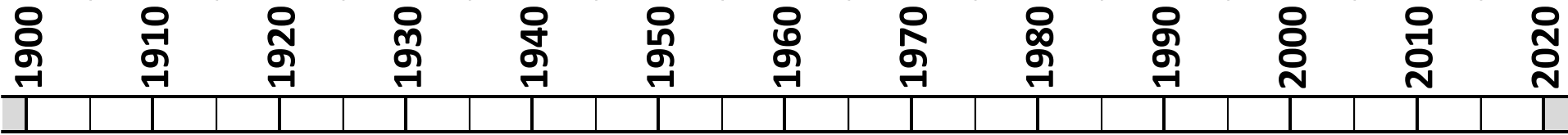
# Railroad Technologies



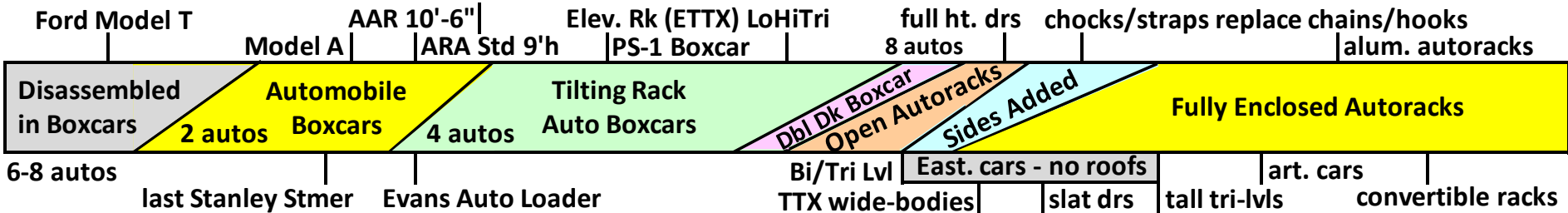
# Reefers and Tank Cars



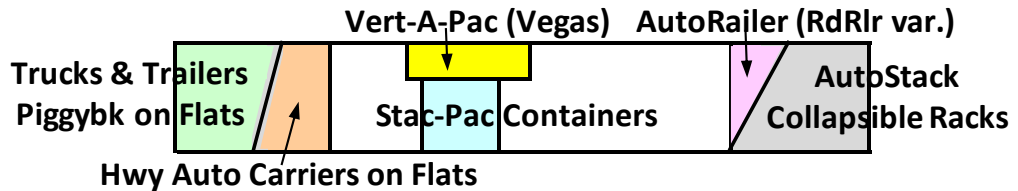
# Auto Carrier Technologies



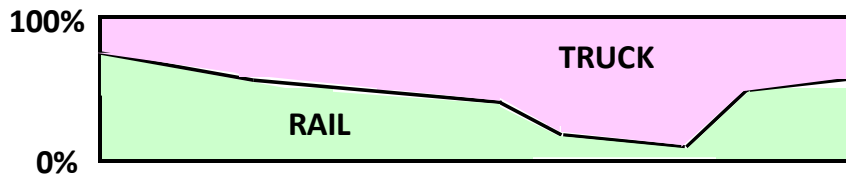
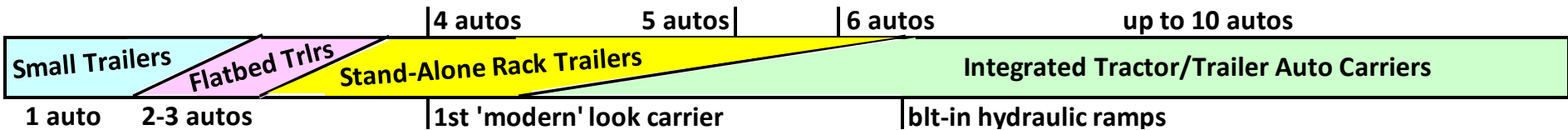
## COMMON AUTO CARRIER SYSTEMS



## OTHER AUTO CARRIER SYSTEMS

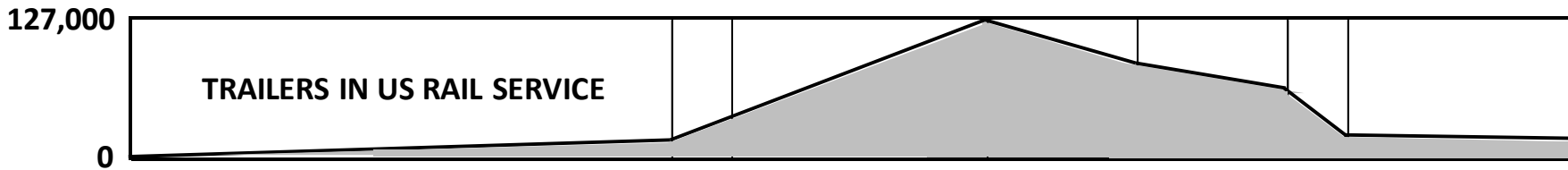
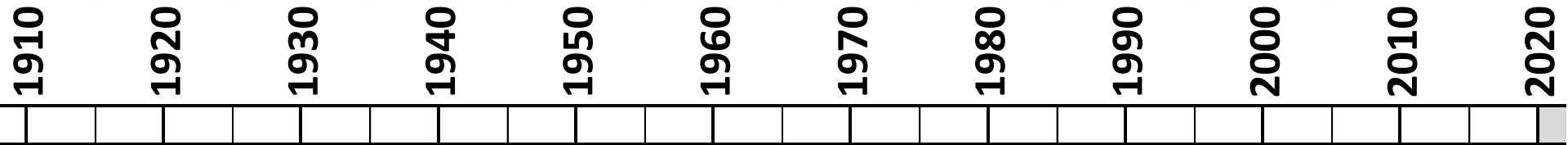


## HIGHWAY AUTO CARRIER EVOLUTION




SHARE OF FINISHED AUTO SHIPPING

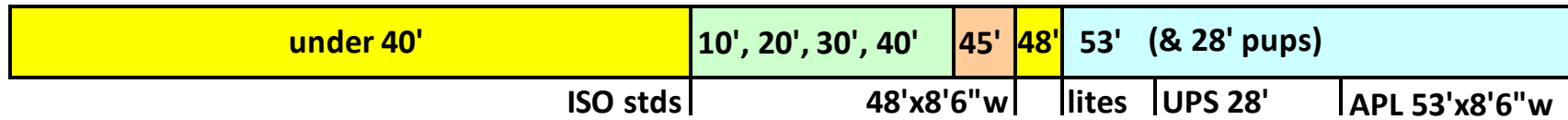
# Intermodal Trends



## LEGAL US TRAILER LENGTHS

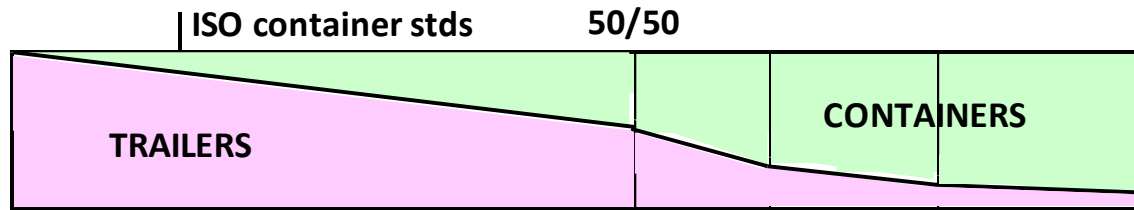


## LEGAL US CONTAINER LENGTHS



## SHARE OF TRAFFIC LOADINGS

1955 = 1st reporting of intermodal data





TT red logo

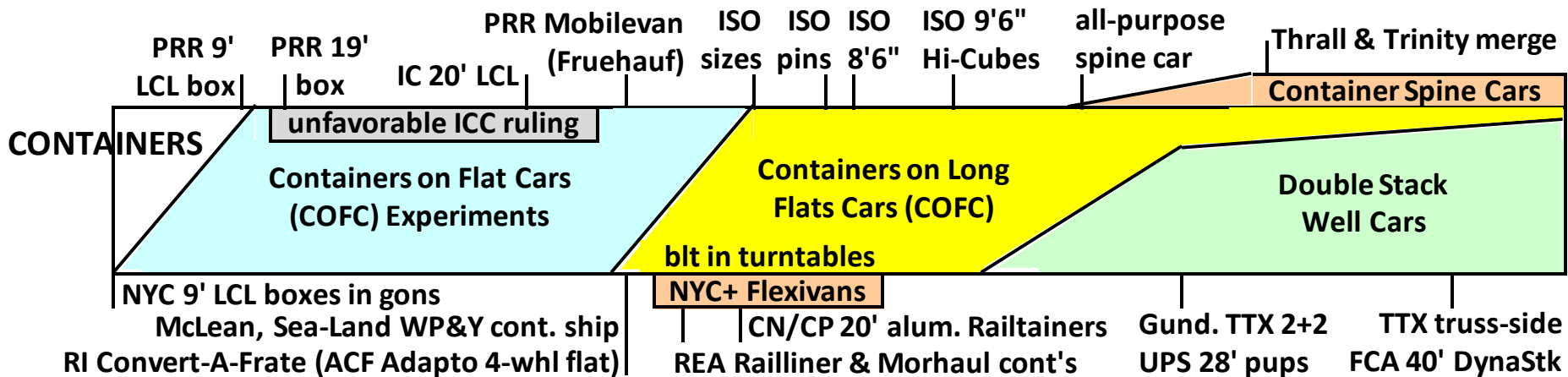
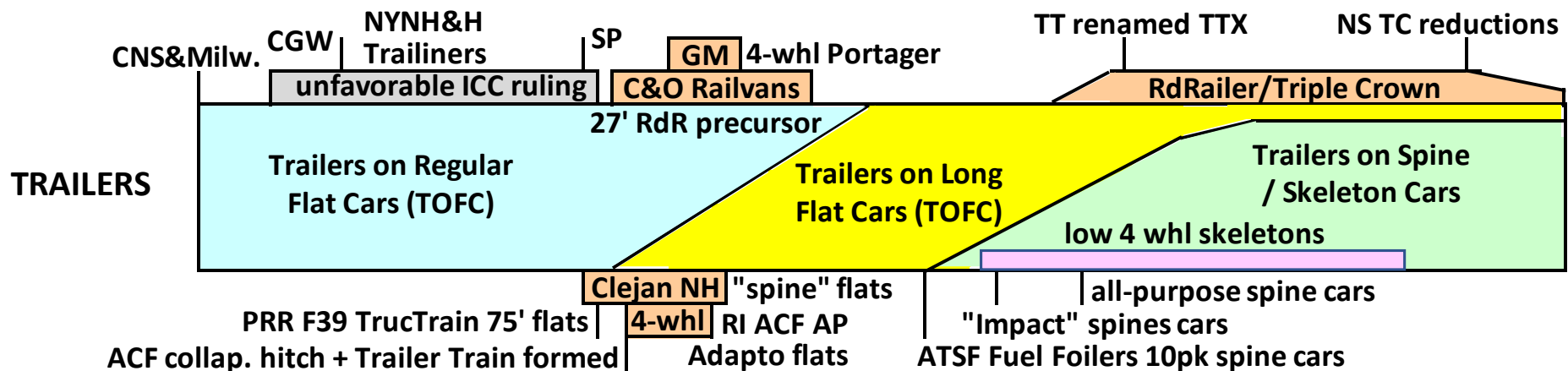
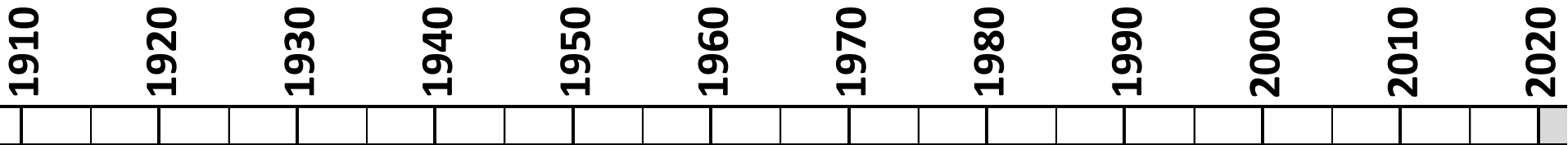
TT yel. logo

TTX yel. logo

TTX new logo



# Intermodal Technologies



# Timelines

## Part 1

- **Rail Eras, Safety & Regulatory**
- **Railroad Technology Changes**
- **Steam Locomotives**
- **Automobile Companies**
- **Gas Stations / Oil Companies**
- **Road Signs & Markings**
- **Hamburger Chains**

# Steam Locomotives

- **Baldwin**



- **Lima**



- **Alco**



- **Canadian**



- **Others**



- **Railroad Shops**



# Steam Locomotives

## USA Steam Loco Production

Class of Builder	# Builders	1831 - 1901	1901 - 1950	Total
> 100 units ea.	30	61,520	99,130	160,650
< 100 units ea.	63	1,350	0	1,350
Railroad Shops	70	7,130	5,870	13,000
<b>Totals</b>	<b>163</b>	<b>70,000</b>	<b>105,000</b>	<b>175,000</b>

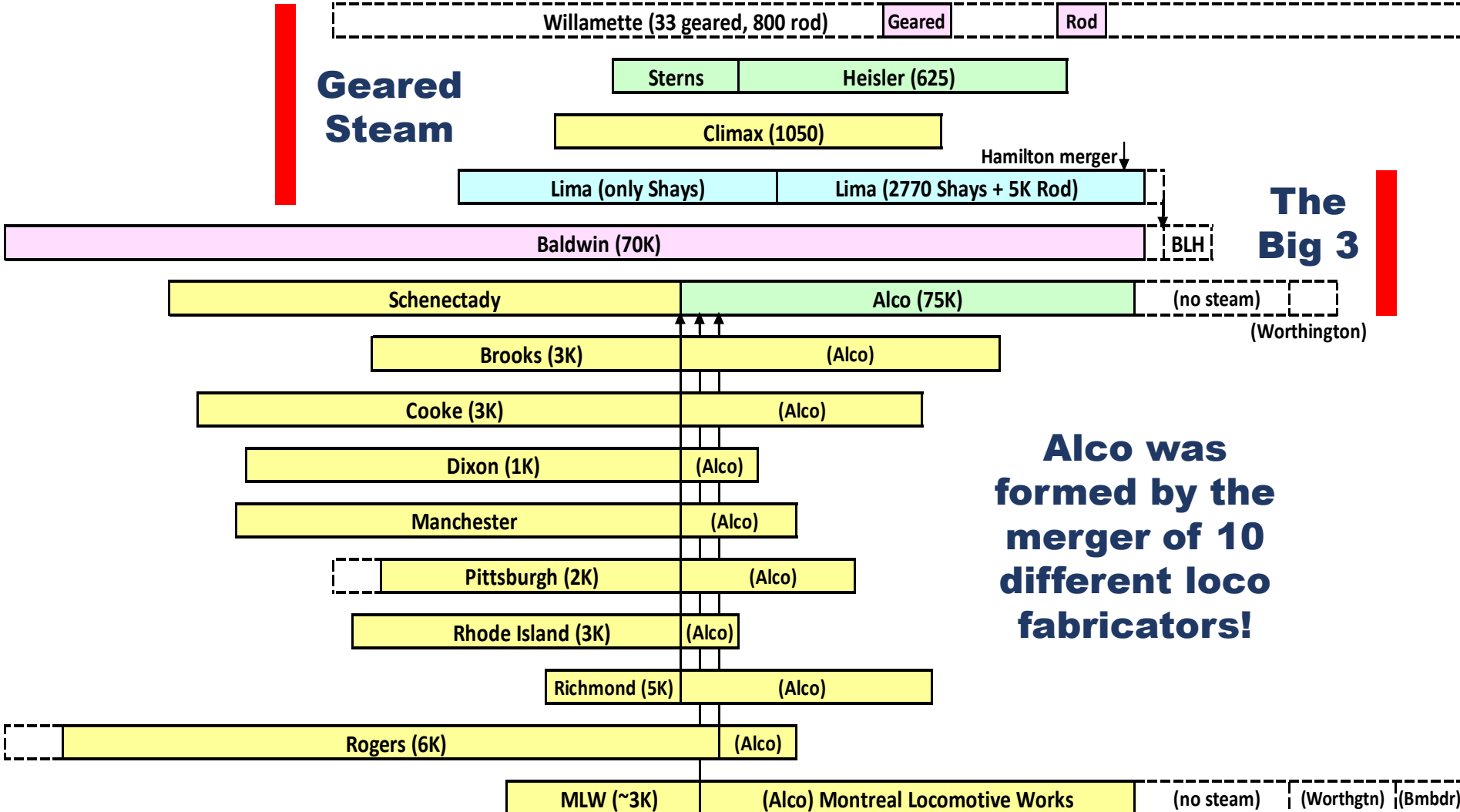
**Small builders largely disappeared with the 1901 mega-merger that formed Alco. Baldwin and Alco dominated steam loco production.**



# Steam Locomotive Co's



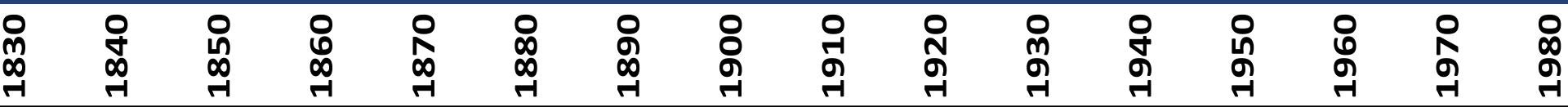
**Geared Steam**



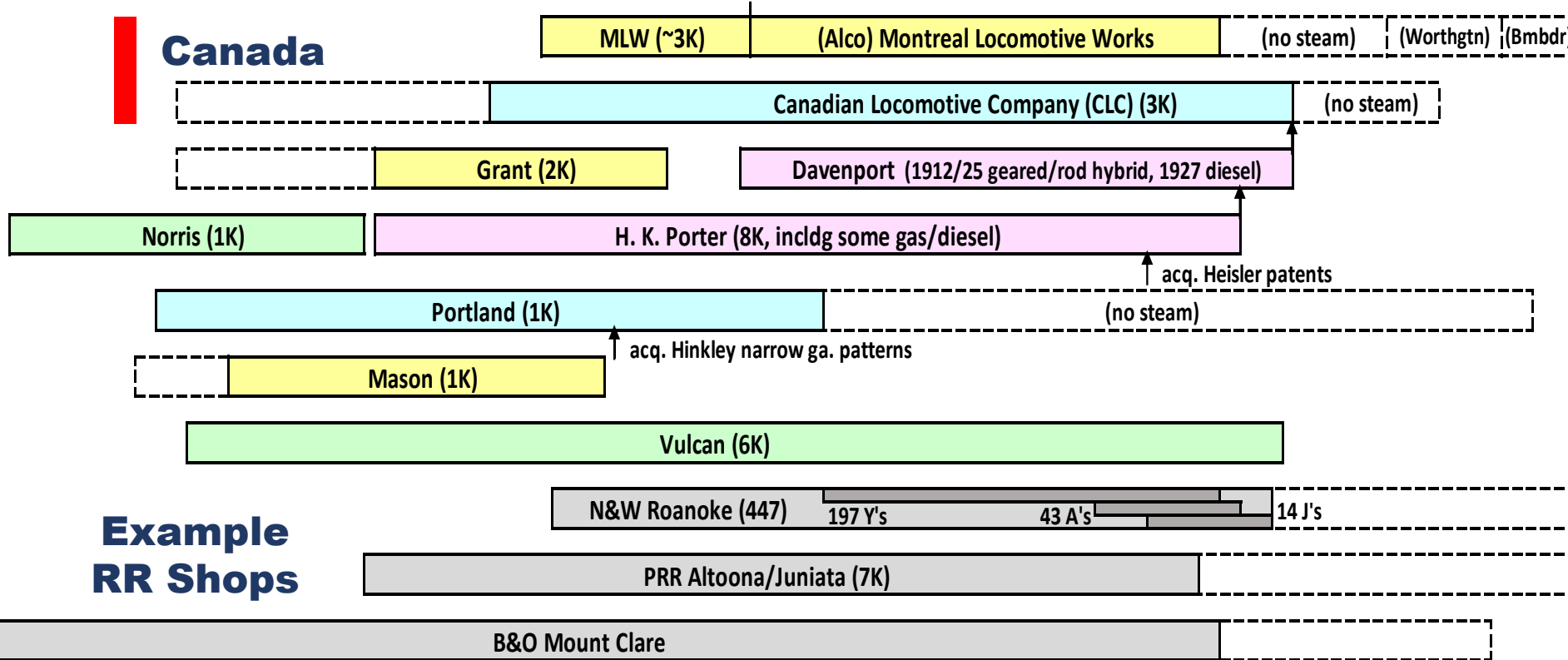
**The Big 3**

**Alco was formed by the merger of 10 different loco fabricators!**

# Steam Locomotive Co's



## Canada



## Example RR Shops

**PRR made almost as many steam locos as Lima!**  
**N&W perfected 3 legendary classes – A, J and Y**

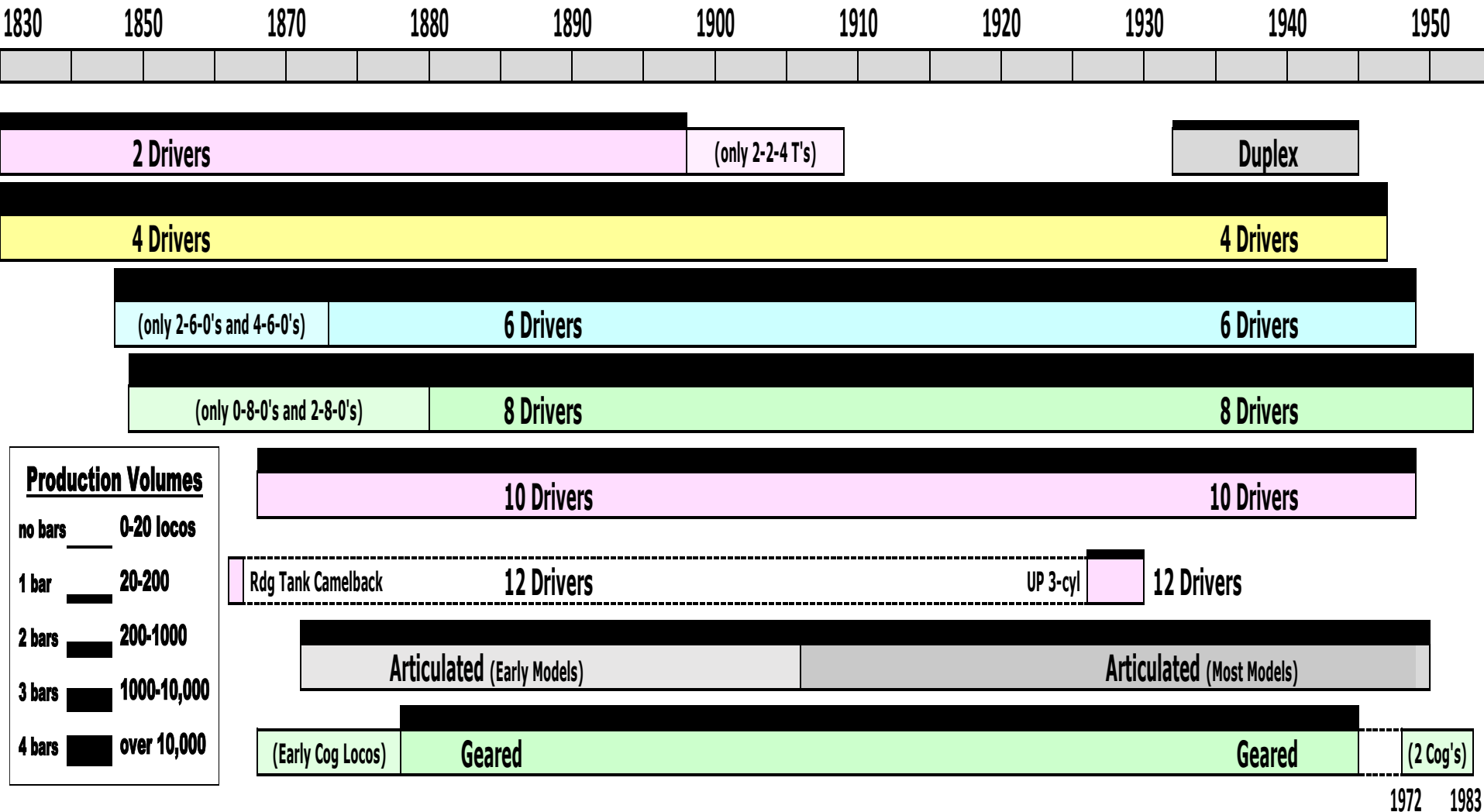
# USRA Steam Locomotives

Common Name	USRA Type	USRA built	Total built
Six-Coupled	0-6-0	255*	300+
Eight-Coupled	0-8-0	175*	2,800
Mikado	2-8-2 Light	625	10,200
Mikado	2-8-2 Heavy	233	
Santa Fe	2-10-2 Light	94	2,200
Santa Fe	2-10-2 Heavy	175	
Pacific	4-6-2 Light	81	6,800
Pacific	4-6-2 Heavy	20	
Mountain	4-8-2 Light	47	2,204
Mountain	4-8-2 Heavy	15	
Mallet Mogul	2-6-6-2	30	1,300
Mallet Consolidation	2-8-8-2	106*	660

\* many copies made after USRA dissolved

**The United States Railway Administration (USRA)  
made 12 standard designs from 1917 to 1920**

# Steam Locomotive Classes



**Variants of most loco class made throughout steam era, except Duplexes only in 1930's/40's, 12 drivers only in 1860's & 1920's, 2 drivers ended ~1900, and only 2 & 4 drivers made in the first 18 yrs**

1972 1983

# Simplex Rod Locos

## Approximate all-time NA production volumes

oO	0-2-2	Northumbrian	19
Oo	2-2-0	Planet	19
oOo	2-2-2T	Single	9
ooOo	2-2-4(T)	Aerolite	5
Ooo	4-2-0	Jervis	205
oOoo	4-2-2(T)	Bicycle	5
ooOoo	4-2-4(T)	Huntington	9
Oooo	6-2-0	Crampton	9

OO	0-4-0(T)	Four-Coupled	1,500
oOO	0-4-2	Olomana	300
ooOO	0-4-4	Four-Coupled Forney	100
OOo	2-4-0	Porter	300
oOOo	2-4-2	Columbia	200
ooOOo	2-4-4T	Boston	100
oooOOo	2-4-6T	-	13
OOoo	4-4-0	American	25,000
oOOoo	4-4-2	Atlantic	2,400
ooOOoo	4-4-4	Reading	33
oooOOoo	4-4-6	Annawomscutt	1

OOOOO	0-12-0T	Twelve-Coupled	1
oOOOOOoo	4-12-2	Union Pacific	88

OOO	0-6-0(T)	Six-Coupled	300
oOOO	0-6-2T	Branchliner	40
ooOOO	0-6-4T	Six-Coupled Forney	20
oooOOO	0-6-6T	William Mason	10
OOOo	2-6-0	Mogul	11,000
oOOOo	2-6-2(T)	Prairie	1,500
ooOOOo	2-6-4T	Adriatic	52
oooOOOo	2-6-6T	Suburban	70
OOOoo	4-6-0	Ten-Wheeler	16,000
oOOOoo	4-6-2	Pacific	6,800
ooOOOoo	4-6-4(T)	Hudson	525
oooOOOoo	4-6-6T	-	5

OOOO	0-8-0	Eight-Coupled	2,800
OOOOo	2-8-0	Consolidation	23,000
oOOOOo	2-8-2(T)	Mikado	10,200
ooOOOOo	2-8-4	Berkshire	750
oooOOOOo	2-8-6T	Mason Bogie	6
OOOOoo	4-8-0	Twelve-Wheeler	819
oOOOOoo	4-8-2	Mountain	2,204
ooOOOOoo	4-8-4	Northern	1,126
oooOOOOoo	6-8-6	PRR S2 Stm Turbine	1

OOOOO	0-10-0	Ten-Coupled	52
oOOOOO	0-10-2	Union	11
OOOOOo	2-10-0	Decapod	4,100
oOOOOOo	2-10-2	Santa Fe	2,204
ooOOOOOo	2-10-4	Texas	393
OOOOOoo	4-10-0	Mastodon	1
oOOOOOoo	4-10-2	Southern Pacific	60

USRA classes in yellow

# Other Steam Locomotives

Approximate all-time NA production volumes

## Articulated

00-00	0-4-4-0T	Double Fairlie	2
o00-00o	2-4-4-2	Skookum	3
o000-00oo	4-4-6-2	(AT&SF)	2
000-000	0-6-6-0 (T)	Erie (Mallet)	80
000-000o	2-6-6-0	(VGN Class AA)	30
<b>o000-000o</b>	<b>2-6-6-2 (T)</b>	<b>Mallet Mogul</b>	<b>1,300</b>
oo000-000o	2-6-6-4	(N&W A)	60
ooo000-000o	2-6-6-6	Allegheny	68
o000-000oo	4-6-6-2	SP AM-2 Cab Fwd	12
oo000-000oo	4-6-6-4	Challenger	252
0000-000o	2-6-8-0	-	66
0000-0000	0-8-8-0	Angus Mallet	150
0000-0000o	2-8-8-0	Bullmoose Mallet	176
<b>o0000-0000o</b>	<b>2-8-8-2</b>	<b>Mallet Consolidation</b>	<b>660</b>
oo0000-0000o	2-8-8-4	Yellowstone	78
o0000-0000oo	4-8-8-2	Cab Forward	194
oo0000-0000oo	4-8-8-4	Big Boy	25
o00000-00000o	2-10-10-2	Santa Fe Mallet	20
o0000-0000-0000o	2-8-8-8-2	Erie Triplex	3
oo0000-0000-0000o	2-8-8-8-4	Virginian Triplex	1

## Duplex

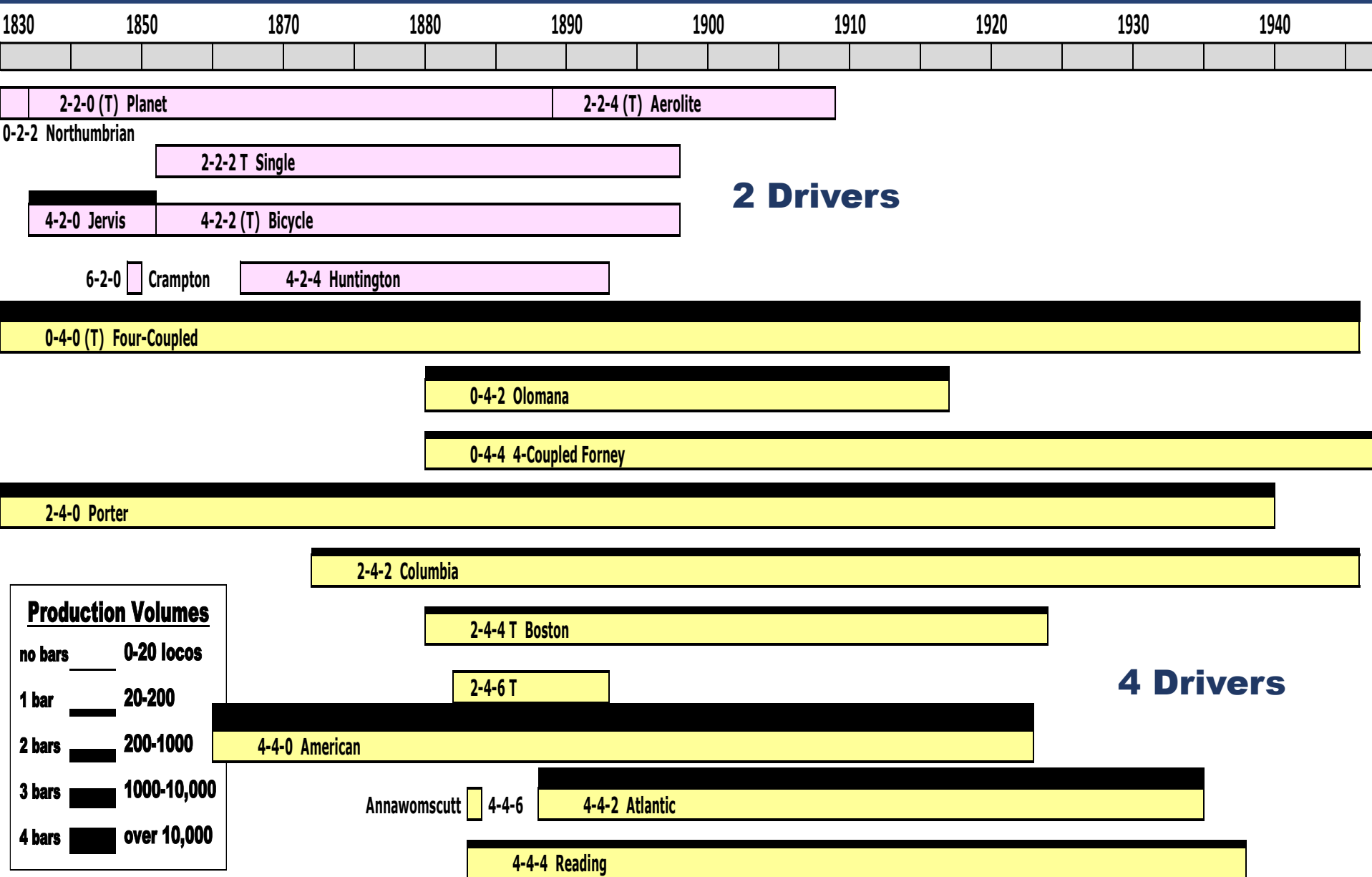
00 00	0-4-4-0T	Vulcan Duplex	7
oo00 00oo	4-4-4-4	(PRR T1 Duplex)	53
ooo00 00ooo	6-4-4-6	(PRR S1 Duplex)	1
oo000 00oo	4-4-6-4	(PRR Q2 Duplex)	26
oo00 000oo	4-6-4-4	(PRR Q1 Duplex)	1

## Geared

00-00 / 00-00-00	Shay	Shay	2,770
00-00 / 00-00-00	Climax	Climax	1,100
00-00 / 00-00-00	Heisler	Heisler	625
00-00 / 00-00-00	Willamette	Willamette	33
00-00 ?	Baldwin	Shay-like Geared	5
00-00	Byers	Geared	5
00 / 00-00	Davenport	Hybrid Geared/Rod	28
00-00	Dewey	Geared	43
00-00	Dunkirk	Gilbert Geared	50
several	Cog/Rack	Cog Locomotives	16

USRA classes in yellow

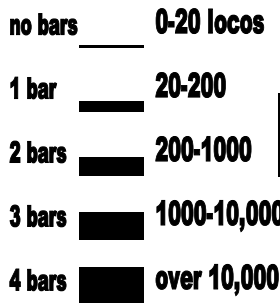
# Steam Loco Class Details



**2 Drivers**

**4 Drivers**

## Production Volumes



# Steam Loco Class Details

1850      1870      1880      1890      1900      1910      1920      1930      1940      1950

## 6 Drivers

0-6-0 (T) Six-Coupled (USRA)

0-6-2 T Branchliner

0-6-4 T Six-Coupled Forney

0-6-6 T William Mason

2-6-2 (T) Prairie

rigid frame swivel frame 2-6-0 Mogul

2-6-4 T Adriatic

4-6-6 T

2-6-6 T Suburban

4-6-0 Ten-Wheeler

4-6-2 Pacific (USRA)



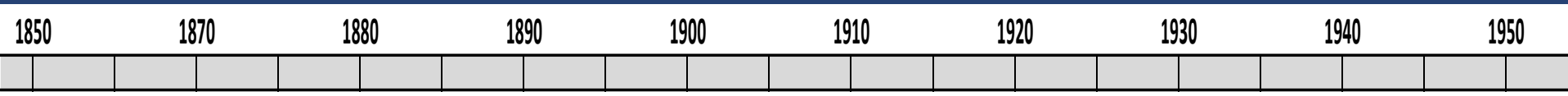
### Production Volumes

no bars	0-20 locos
1 bar	20-200
2 bars	200-1000
3 bars	1000-10,000
4 bars	over 10,000

4-6-4 (T) Hudson



# Steam Loco Class Details



# Steam Loco Class Details



0-4-4-0T Double Fairlie

4-4-6-2 (ATSF)

4-6-6-2 Cab Fwd SP AM-2

Allegheny or Blue Ridge

2-6-6-6

## Articulated

2-4-4-2 Skookum

2-8-8-0 Bull Moose, Consolidation Mallet

0-6-6-0 (T) Erie

Erie 2-8-8-2 Triplex

4-6-6-4 Challenger

2-6-6-0 Virginian Class AA

2-6-6-4 N&W Class A

2-6-6-2 (T) Mallet Mogul, Prairie Mallet (USRA)

2-6-8-0

VGN 2-8-8-4 Triplex

2-8-8-4 Yellowstone, Cab Fwd AC-9

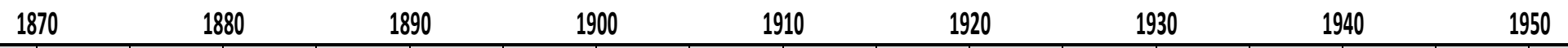
0-8-8-0 Angus

4-8-8-2 Cab Fwd (SP AC-4+ x-9)

2-8-8-2 Chesapeake, Mallet Consolidation, N&W Y Classes, AC-1/3 Cab Fwd (USRA)

2-10-10-2 Santa Fe Mallet

4-8-8-4 Big Boy



### Production Volumes

no bars	0-20 locos
1 bar	20-200
2 bars	200-1000
3 bars	1000-10,000
4 bars	over 10,000

**PRR dominated the duplex loco field, with the T1 and Q2 being the most successful versions**

## Duplex

0-4-4-0T Vulcan Duplex 4-6-4-4 PRR Q1

4-4-4-4 PRR T1, B&O N-1

6-4-4-6 PRR S1 "Pennsylvania" 4-4-6-4 PRR Q2

# Steam Loco Class Details

1870

1880

1890

1900

1910

1920

1930

1940

## Geared Steam Locos

Shays (2-cyl, 2-trk Class A, 3-cyl Class B, 3-trk Class C, 4-trk Class D and 2-cyl, 3-trk Special Class)

Climax (vert. cyl, 2-trk Class A, incl. cyl., Class B, 3-trk Class C)

Heisler (Eleven 2-trk and 3-trk versions)

Byers Geared 0-4-0T's

"Shay"-like Geared Baldwins

Willamette

1972

1983

Camp. Whit. (Mt. Wash.), Manchester (Mt. Wash.) & Baldwin (Pikes Pk) blt Cog Locos

Davenport Hybrid Geared/Rod

Mt. Wash. Shop blt Cogs

Dunkirk "Gilbert" Geared

Dewey Geared 0-4-0T's and 0-4-2T's

**Shays, Climaxes, Heislars and Willamettes were not the only geared steam locomotives**




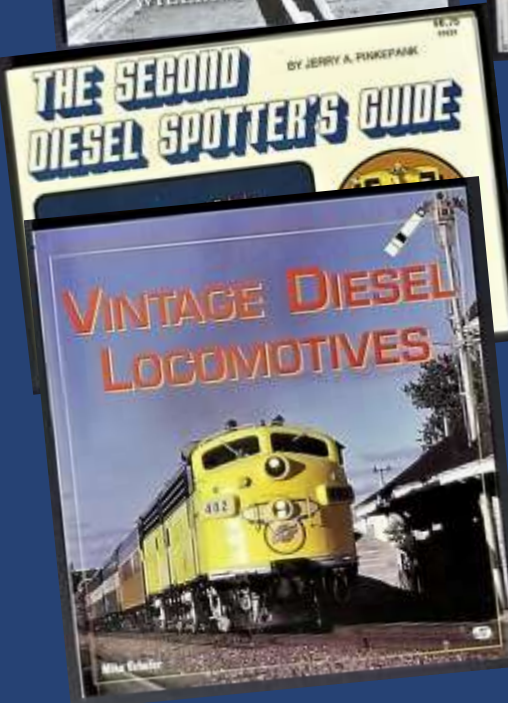


### Production Volumes

no bars	_____	0-20 locos
1 bar	▬	20-200
2 bars	▬▬	200-1000
3 bars	▬▬▬	1000-10,000
4 bars	▬▬▬▬	over 10,000

# **Steam Loco Observations**

- **Lima production << BLW or Alco**
- **PRR built similar numbers as Lima**
- **Class leaders: 4-4-0, 4-6-0, 2-6-0, 2-8-0, 2-8-2, 2-6-6-2, 2-8-8-2, Shay**
- **Mikados, Pacifics = most made USRA's**
- **Longest production span: 0-4-0, 0-8-0**
- **PRR dominated Duplexes: 4 models**
- **Both Triplexes failed – lack of steam**
- **Shay, Climax, Heisler, Willamette not the only geared loco types**

# Locomotive References



# Timelines

## Part 1

- **Rail Eras, Safety & Regulatory**
- **Railroad Technology Changes**
- **Steam Locomotives**
- **Automobile Companies**
- **Gas Stations / Oil Companies**
- **Road Signs & Markings**
- **Hamburger Chains**

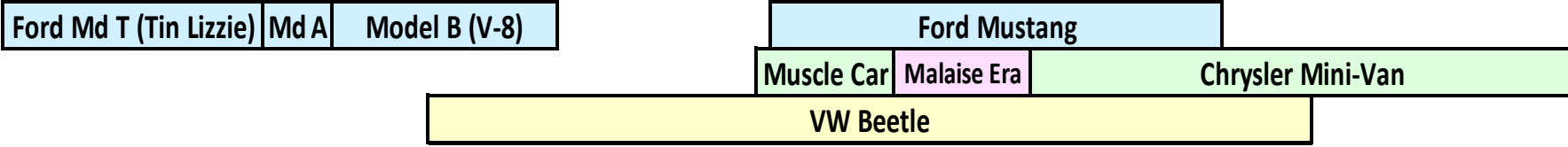
# Automobile Eras

1895      1910      1920      1930      1940      1950      1960      1970      1980      1990      2000      2010      2020



Antique													
Veteran	Brass or Edwardian	Vintage			Pre-War	War era	Post-War	Classic			Modern		

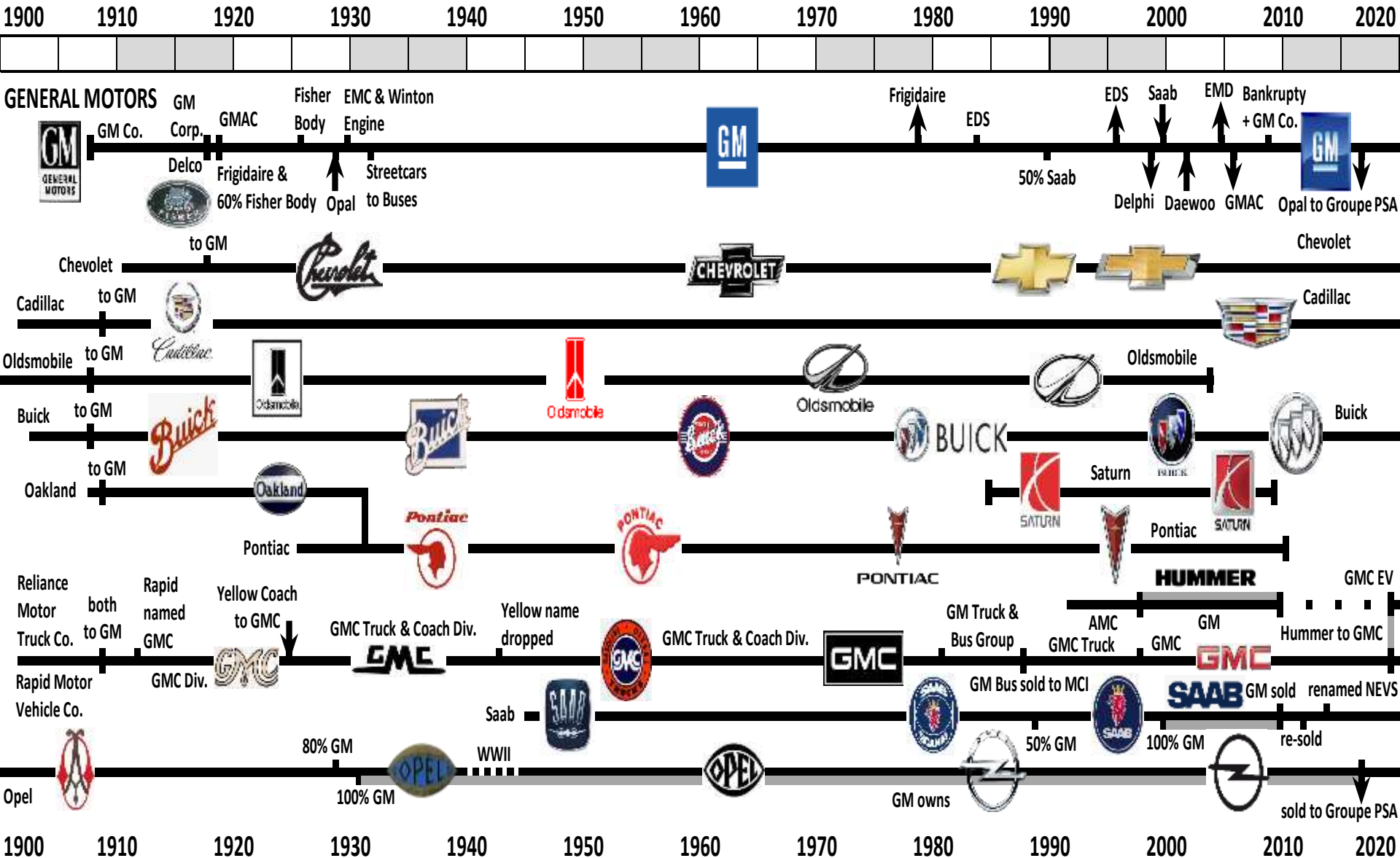
Open Cars	steel body, frt engine, RWD, std's	closed body, hydraulic brk's, V-8, V-12, V-16 frt engines			run. brds, fully closed	war prod., Jeep developed	chrome, no run'g brd, fins, body fenders	Japanese imports, muscle cars, station ragns, compacts, AWD off-road, turbo-chargers, fuel inject., disc brakes			Computer-Aided Design (CAD), Front Wheel Drive (FWD), All Wheel Drive (AWD) Sport Utility Vehicles (SUVs), Multi-Purpose Vehicles (MPVs), pick-up trucks, mini-vans		
-----------	------------------------------------	---	--	--	-------------------------	---------------------------	--	---	--	--	---	--	--



Hemi ↓ Hwy Act ↓ Seat Belts ↓  
 1st Muscle Car (Olds Rocket 88) ↓ Clean Air Act ↓ Oil Crisis ↓ Financial Crisis ↓

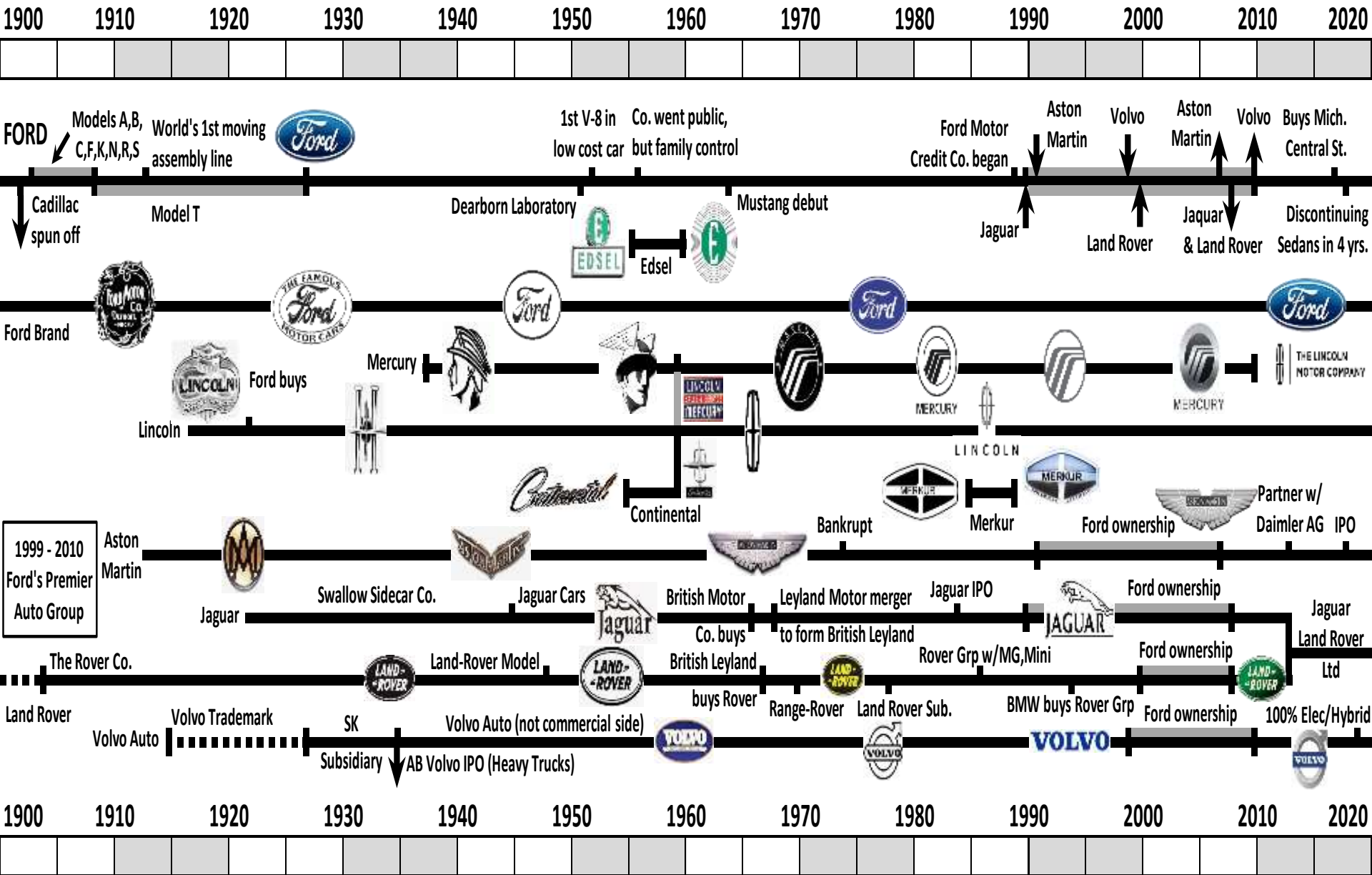


# GM, Saab, Opel

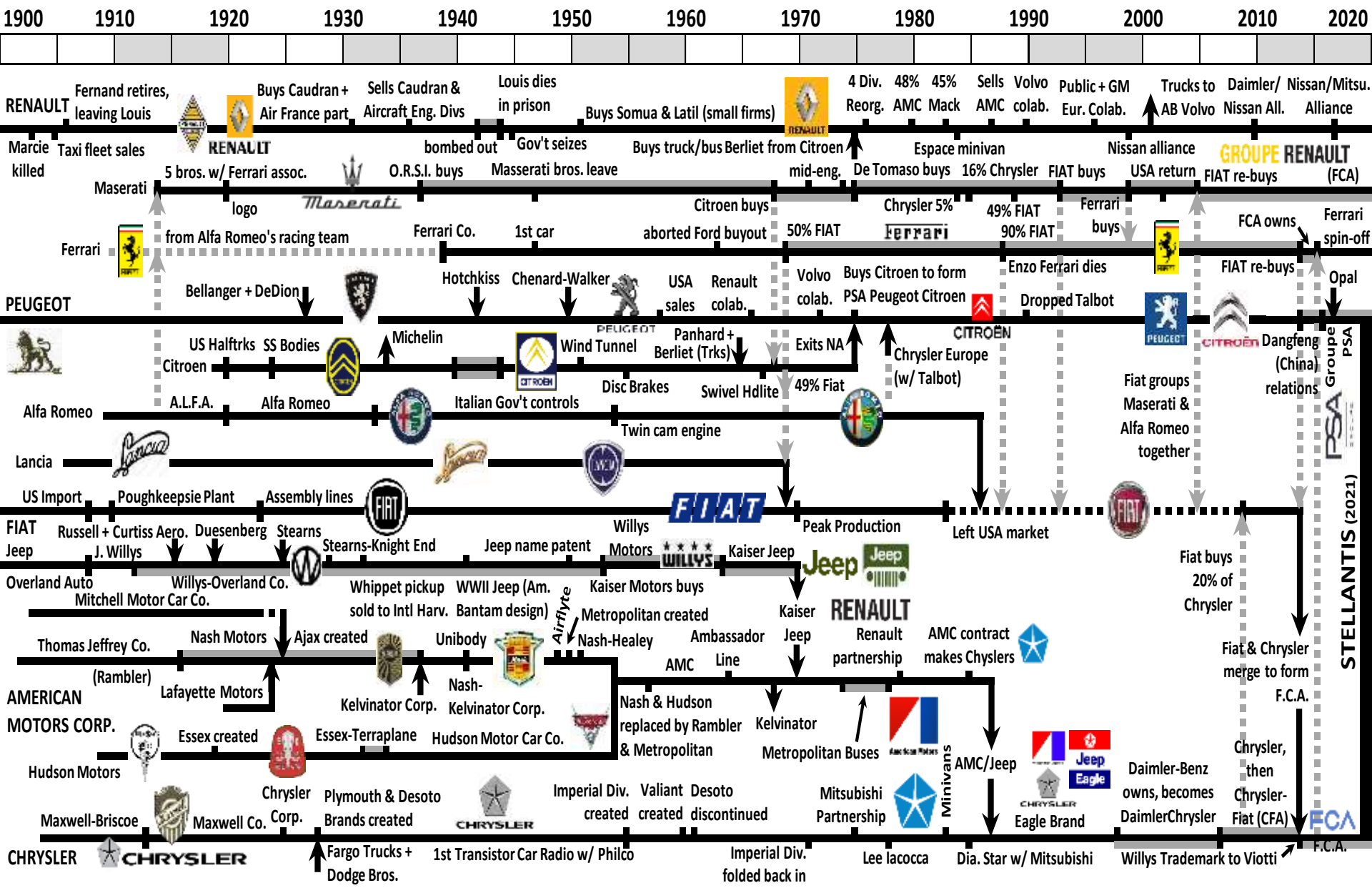




# Ford, Jaguar, Rover, Volvo

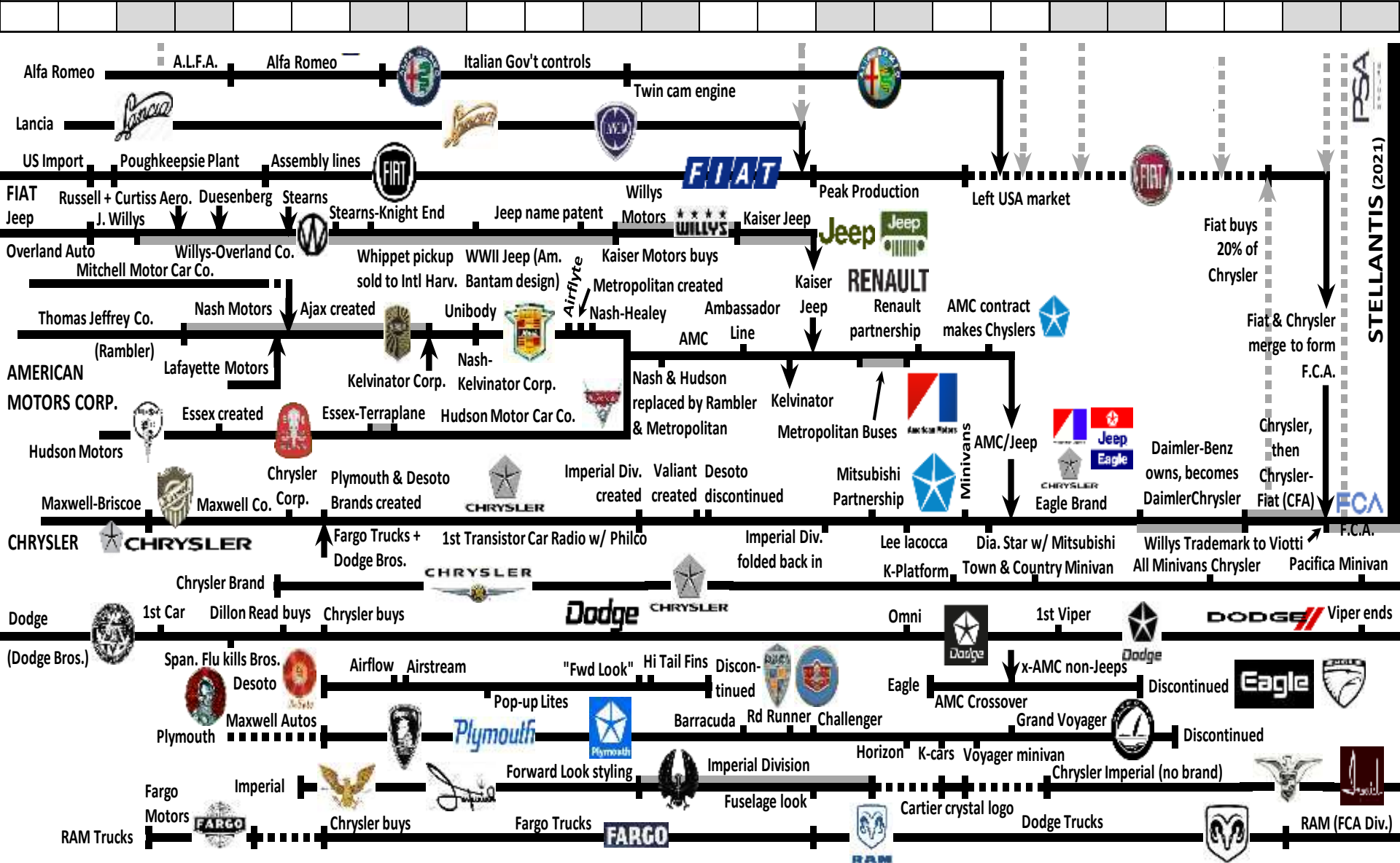


# Renault, Peugeot, FCA



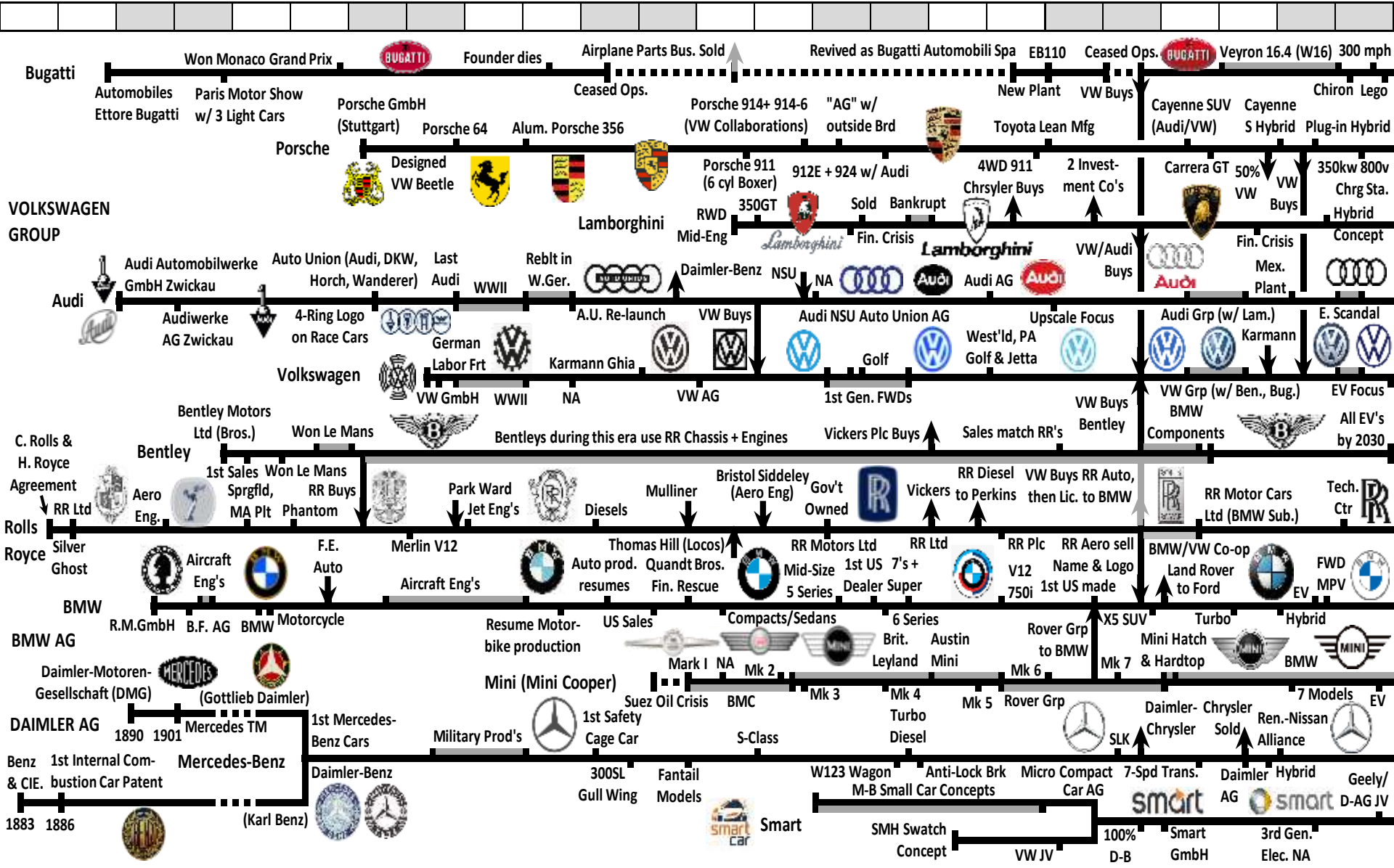
# FCA – Fiat, AMC, Chrysler

1900 1910 1920 1930 1940 1950 1960 1970 1980 1990 2000 2010 2020



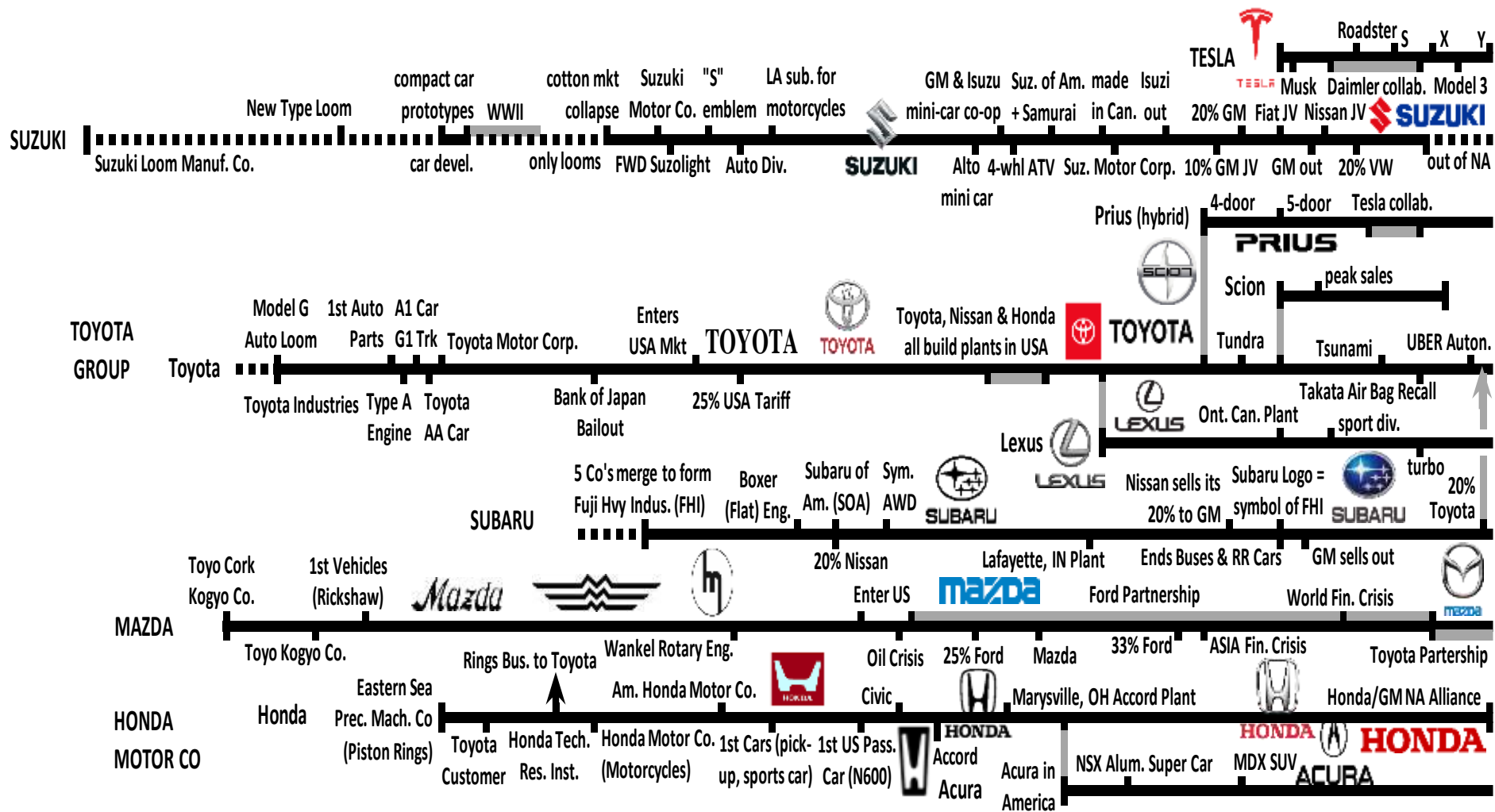
# VW, BMW, Daimler Grps

1900 1910 1920 1930 1940 1950 1960 1970 1980 1990 2000 2010 2020

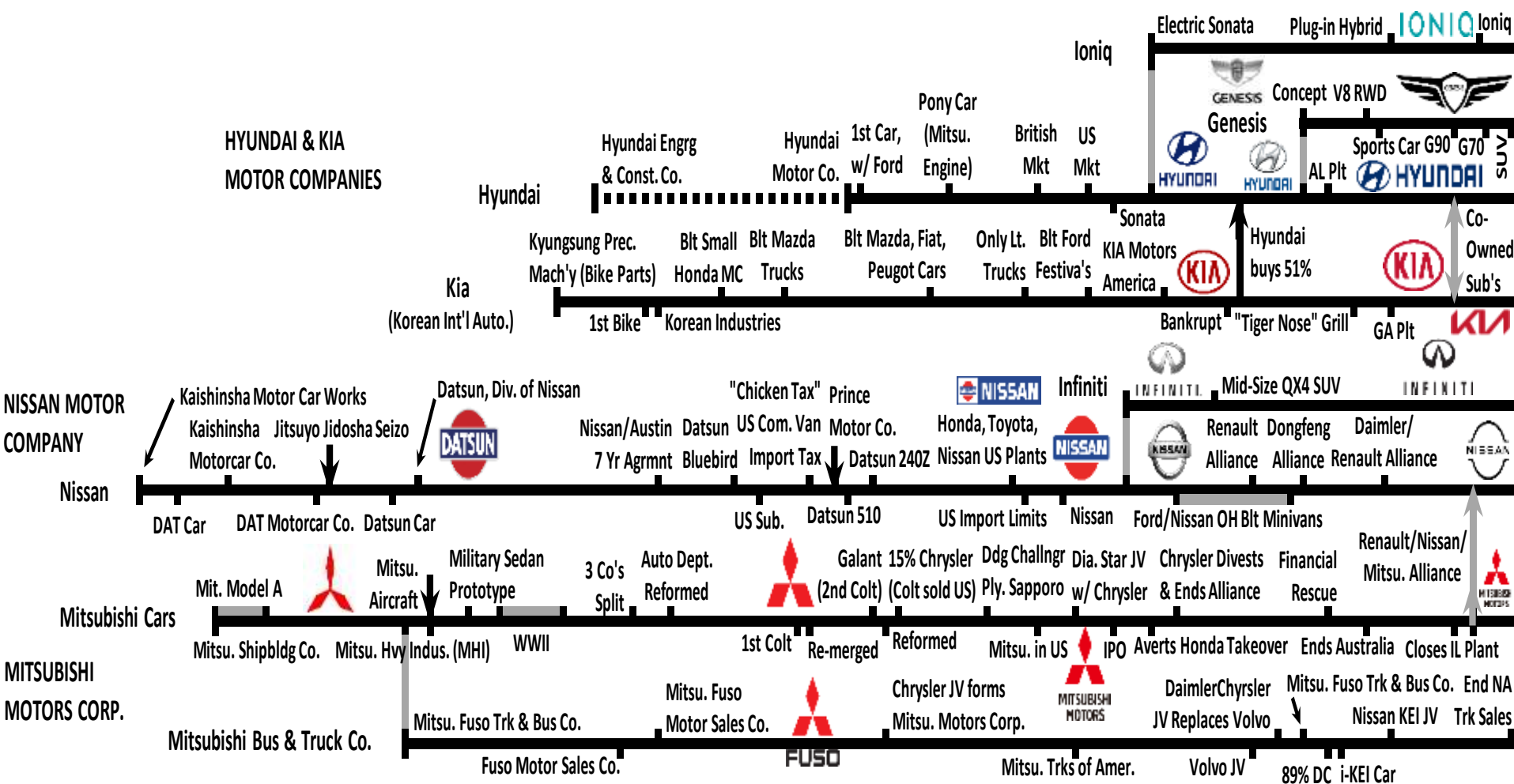
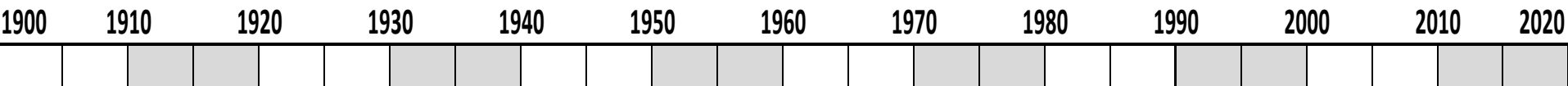


# Tesla, Suzuki, Toyota, Mazda and Honda Groups

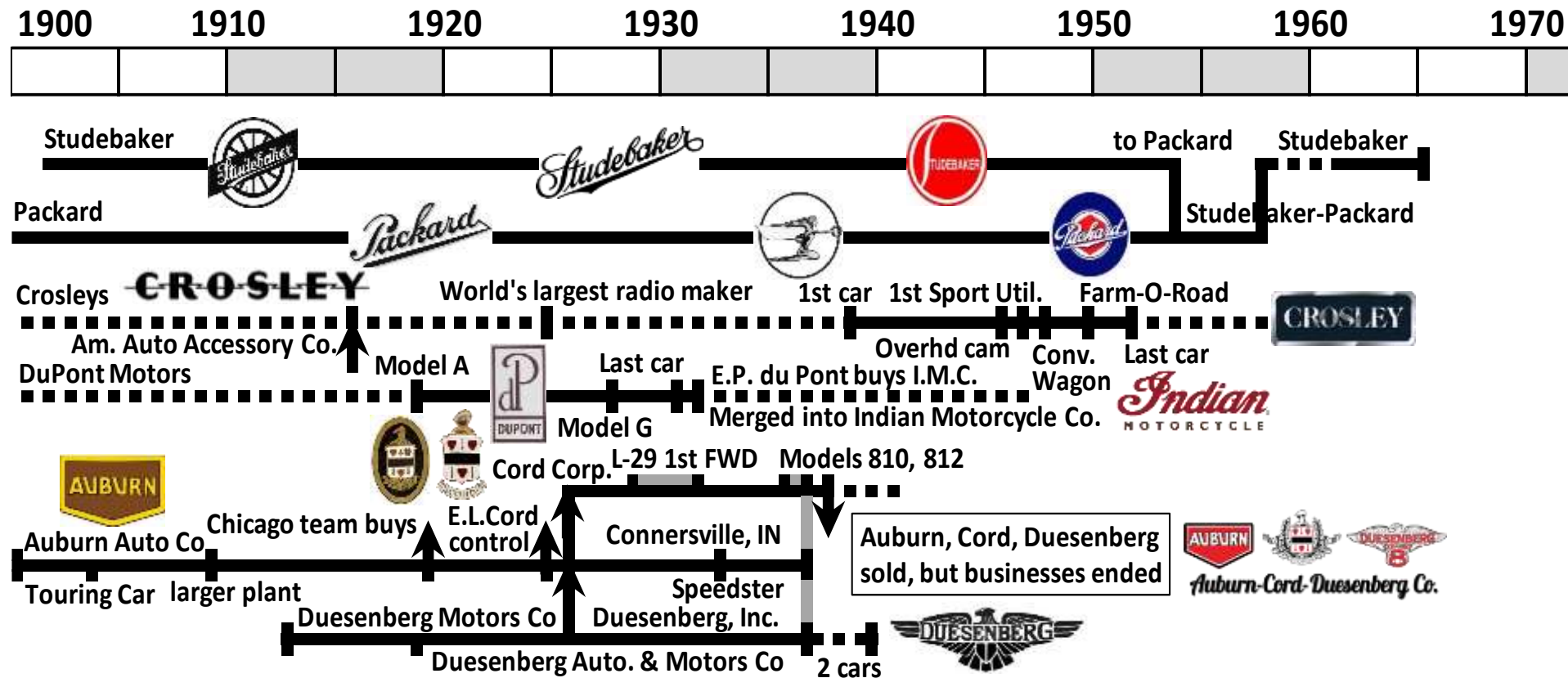
1900 1910 1920 1930 1940 1950 1960 1970 1980 1990 2000 2010 2020



# Hyundai, Kia, Nissan and Mitsubishi Groups



# Other Classic Autos



**These classics have interesting stories and local connections. Crosley cars were all small and utilitarian. The Packard Museum is in Dayton, Ohio. Auburns and Cords were made in Ft. Wayne & Connersville. Duesenbergs and Stutz's were both made in Indy. E.P. duPont built automobiles, then bought Indian Motorcycles and merged duPont Motors into Indian.**

# **Automobile Observations**

- **GM, Ford, Mercedes-Benz, BMW, Toyota, Honda, Mazda, Renault have fairly straight-forward lineages**
- **AMC, Chrysler, VW, Peugeot, Fiat have complex heritages**
- **Notable discontinuations: Nash, Hudson, Desoto, Eagle, Packard, Studebaker, Edsel, Merkur, Viper, Saturn, Oldsmobile, Pontiac, Suzuki**



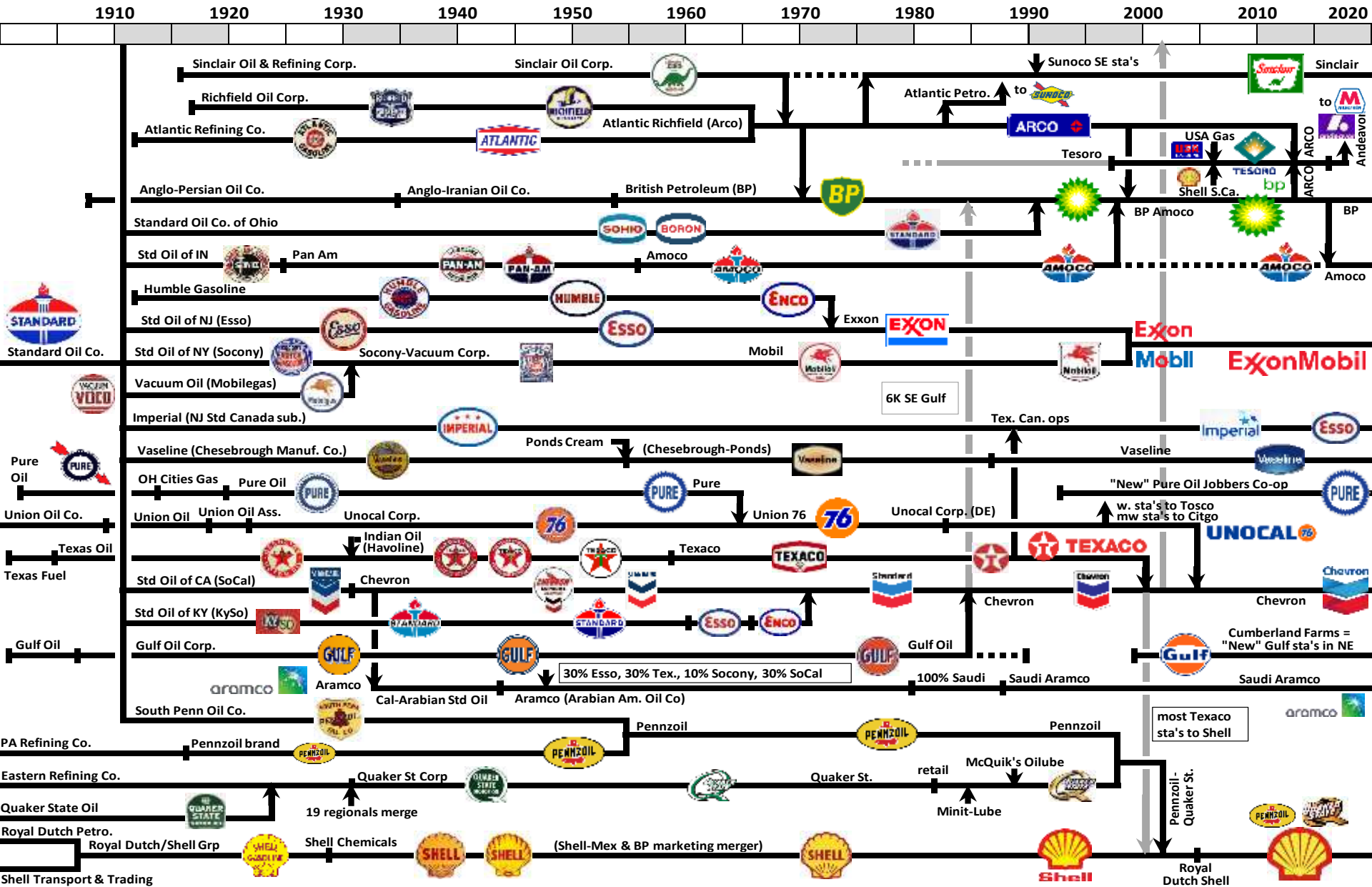
# **Automobile Observations**

- **Both Reliance & Rapid Truck Co's became GMC Truck & Bus, then bus division sold to MCI in 1988**
- **GM re-launching Hummer as an all electric vehicle line in 2020's**
- **Hyundai & Kia co-own each other**
- **Stellantis via Jan. 2021 mega merger -**
  - **Fiat Chrysler Automobiles (FCA)**
  - **Groupe PSA (Peugeot, Citroen, Opel)**

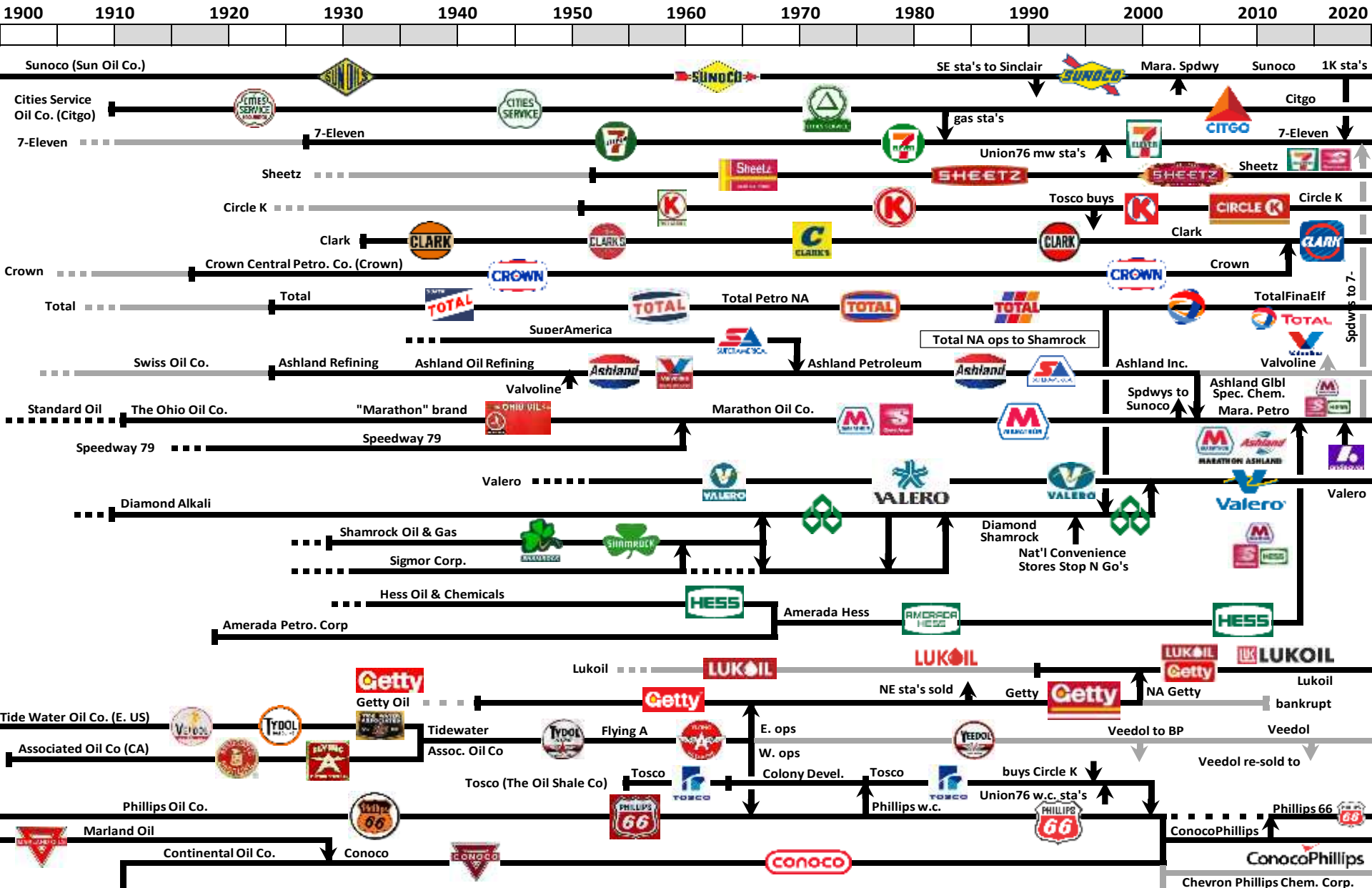
# Timelines **Part 1**

- **Rail Eras, Safety & Regulatory**
- **Railroad Technology Changes**
- **Steam Locomotives**
- **Automobile Companies**
- **Gas Stations / Oil Companies**
- **Road Signs & Markings**
- **Hamburger Chains**

# Gas Stations & Oil Co's



# Gas Stations & Oil Co's



# **Gas Station Observations**

- **Most oil companies came from 1911 anti-trust split of Standard Oil, with many re-merging later**
- **Notable non-Standard Oil firms:**
  - Ashland, Cities Service (Citgo), Conoco, Flying A, Gulf, Getty, Lukoil, Phillips, Pure, Marathon, Shell, Sinclair, Sunoco, Total**
- **Mergers & acquisitions rampant since 1985 – with many gas station and convenience store name changes**

# Timelines **Part 1**

- **Rail Eras, Safety & Regulatory**
- **Railroad Technology Changes**
- **Steam Locomotives**
- **Automobile Companies**
- **Gas Stations / Oil Companies**
- **Road Signs & Markings**
- **Hamburger Chains**

# US Highway Traffic Signs

1923 agreed on shapes -

 Octagon – stop

 Rectangle – directions or regulation info

 Round – railroad crossing warning

 Diamond – precautions in specific area

 Star – unique shape to mark highways

 Square – care that needs to be taken

Shapes added later	
Keystone	
Triangle	
Pentagon	

Official road sign colors today -

 White – regulatory signs

 Red – stop, yield and prohibition signs

 Blue – road service, evacuation routes, tourist info

 Green – direction guidance, permitted traffic moves

 Yellow – general warning messages

 Fluorescent – yellow or green – pedestrians, schools

 Brown – recreational or cultural interest areas

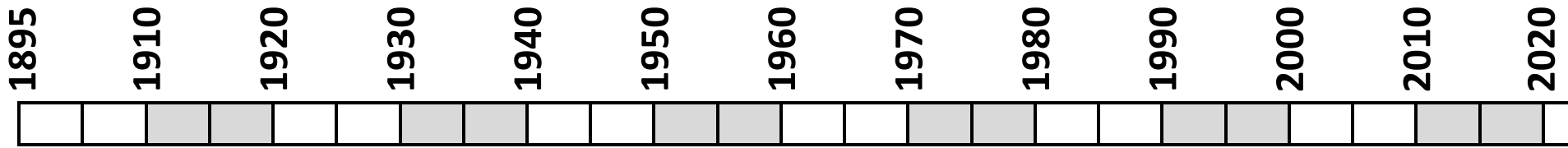
 Orange – warnings and guides in work zones

# US Highway Traffic Signs

- **1899** – clubs, colored bands, wood on iron columns
- **1915** – **1<sup>st</sup> stop sign** – Detroit, 2 ft sq, black-on-white
- **1922** – octagonal stop signs
- **1923** – **1<sup>st</sup> standards** – shapes, emboss, 2 ft
- **1924** – black-on-yellow warning signs
- **1929** – reflecting & luminous elements
- **1935** – block letters, floods or “cats eyes”, 2 ft min.
- **1939** – white reflectors, except red for stop
- **1942** – black-out low mounting, wood/composites
- **1948** – round letters, less words, illumination
- **1950** – 1<sup>st</sup> yield sign – Tulsa, keystone shape
- **1954** – wht-on-red stop sign, triangle yield-rt-of-way
- **1961** – symbols, delete rt-of-way, work zone signs
- **1971** – reds, wht-on-grn, orange, school pentagon
- **1988** – brown recreational & cultural interest signs



# US Highway Traffic Signs



1915  
Detroit



"Cats Eyes"  
Glass Beads



Private Property  
(Hawaii)



**Example shape,  
color, graphics  
and size changes  
over time**



"Cats Eyes"  
Glass Beads



# US Road Markings

## Some pavement markings –

- **Center lines**
- **Edge lines**
- **Lane lines**
- **Curb markings**
- **Stop lines**
- **Cross-walk lines**
- **No-passing-zone markings**
- **Railroad crossing approaches**

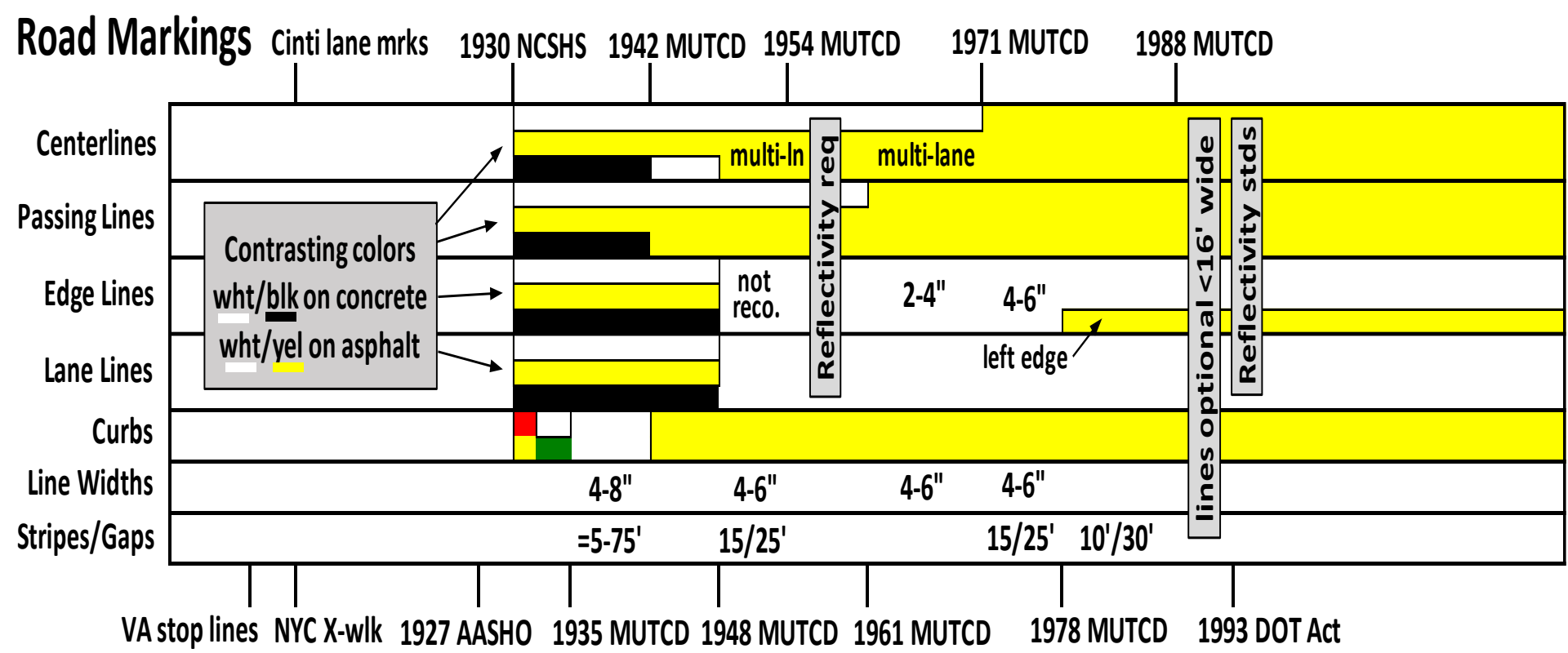
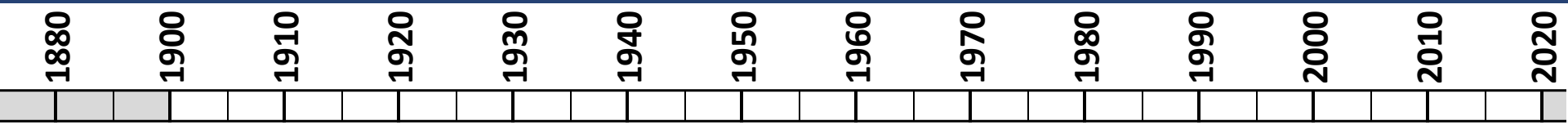
## Applications varied by state and year

- **Early Colors – need only contrast w/ road**
- **Later – black gave way to yellow & white**
- **Solid or Broken (Dashed) Lines**

## Early line options besides paint

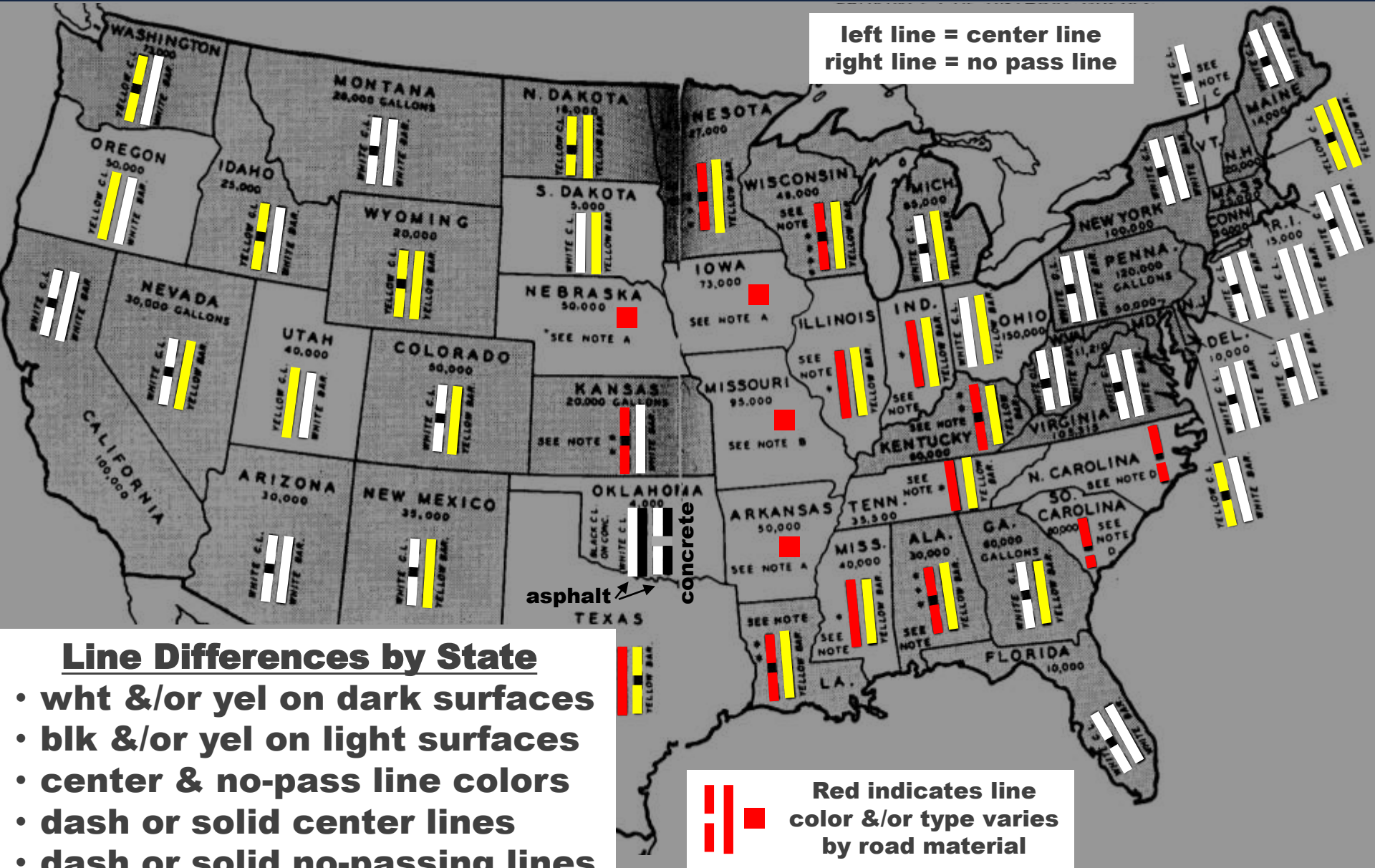
- **Joints or Inserts (rd or rect.) permissible**

# US Road Markings

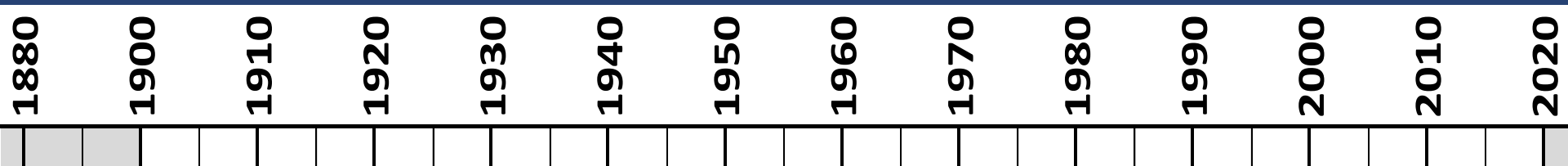


**MUTCD = Manual on Uniform Traffic Control Devices**

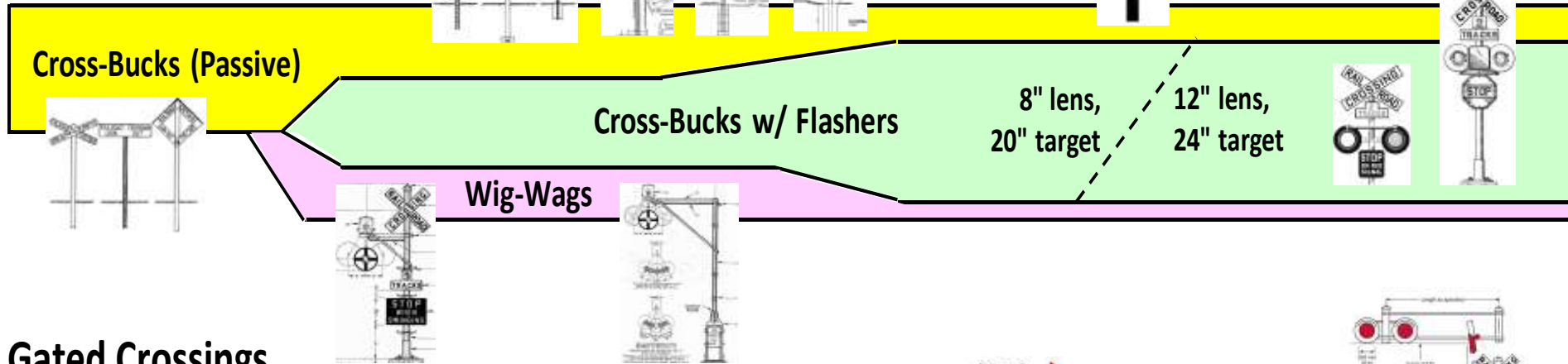
# 1949 2-Lane Rd Markings



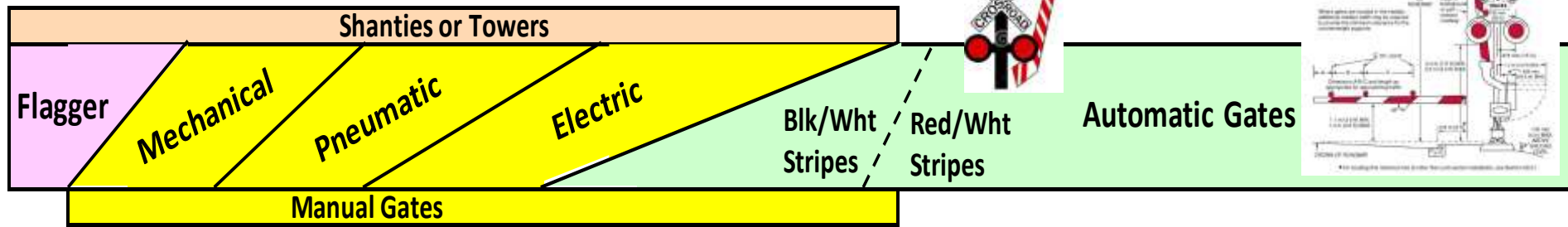
# Rail Crossings Protection



## Crossings without Gates



## Gated Crossings



# Timelines **Part 1**

- **Rail Eras, Safety & Regulatory**
- **Railroad Technology Changes**
- **Steam Locomotives**
- **Automobile Companies**
- **Gas Stations / Oil Companies**
- **Road Signs & Markings**
- **Hamburger Chains**

# Burger Chains

• McDonald's



• Wendy's



• Burger King



• Druther's / Burger Queen

• Burger Chef



• White Castle / Tower



• Whimpy



• Kewpee



• Hardee's

• Carl's Jr



• In-N-Out Burger



• Jack-in-the-Box



• Sonic Drive-in



• Big Boy / Frisch's

• Dairy Queen



• Culver's



• Krystal



• Steak 'n Shake



• Johnny Rockets



• Five Guys



• Smashburger



• Whataburger



• What-A-Burger



• A&W Restaurants

• Shake Shack



• Fuddruckers



# Burger Chains

- **Some only regional, not national**
- **Some had regional variations**
- **Most grew via franchising (and sub-franchising) with Big Boy prolific**
- **Bankruptcies and selloffs common**
- **Relatively few mergers**
- **Logos and building designs changed**
- **Nearly all had red or yellow logos**
- **Several model railroad versions sold**



# Regional Territories

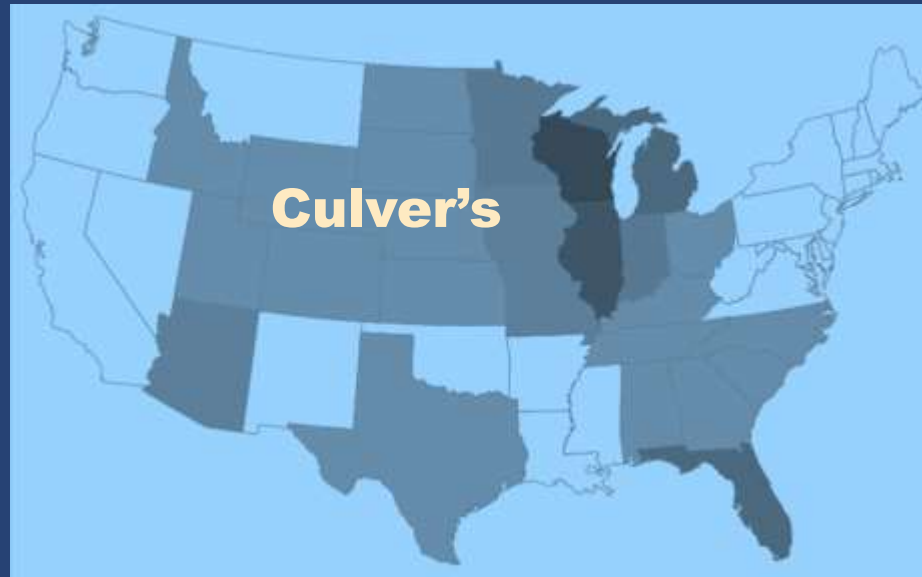
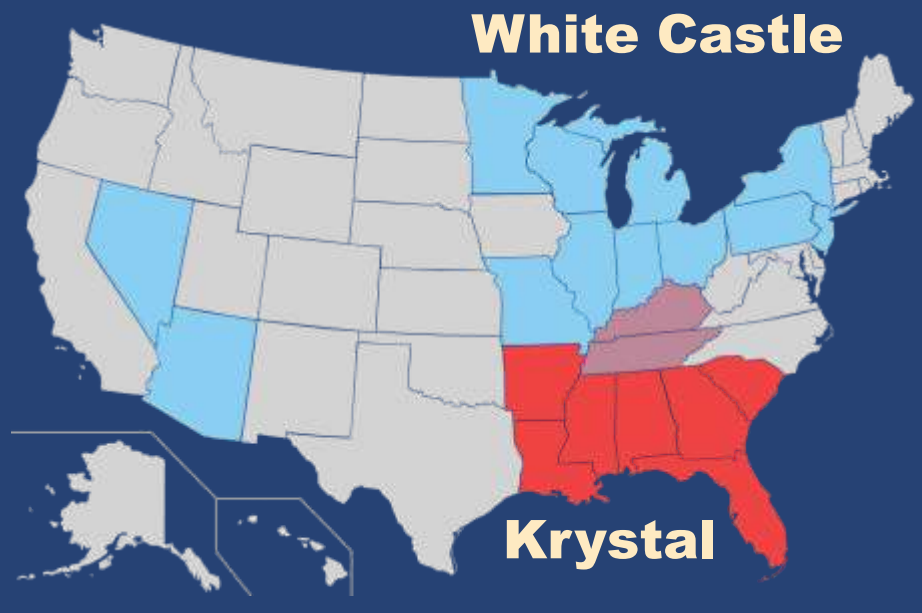
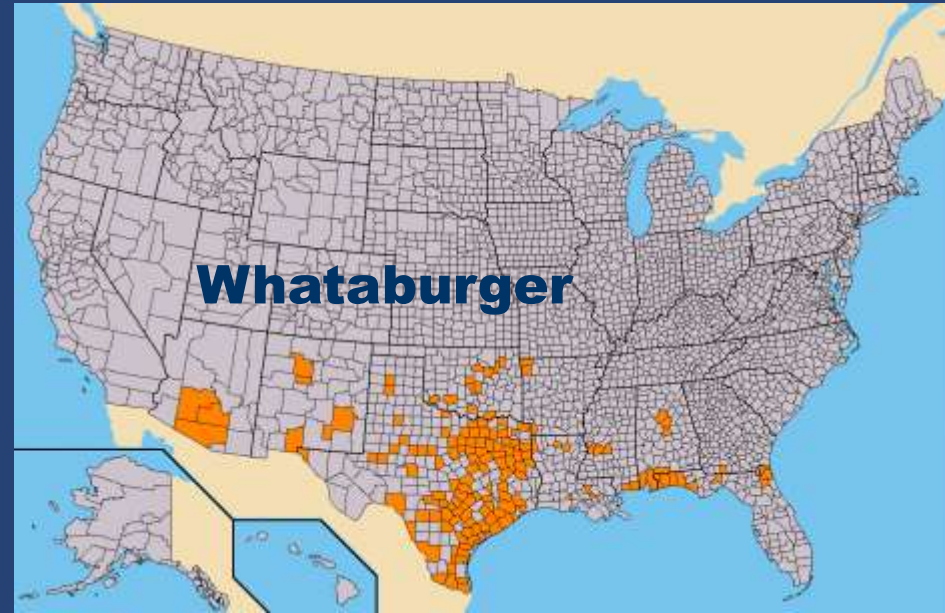
**Whataburger**

**White Castle**


**Krystal**

**In 'n Out**

**Culver's**



# Logo Evolutions



# Logo Evolutions

DAIRY QUEEN



1940 - 1960

1960 - 2007



2001 - 2007

2007 - now



192 - 1948



1948 - 1958



1958 - 1961



1961 - 1968



1968 - 1995



1995 - 2007



2007 - 2018



2018 - now

smashburger

OLD



NEW



# Logo Evolutions



1941 - 1956



1956 - 1977



1977 - 1985



1985 - 2006



2006 - 2017



2017 - 2018



2018 - NOW



1951 - 1962



1962 - 1971



1971 - 1978



1978 - 1980



1980 - 1985



1985 - 1986



1986 - 2009



in the box

2009 - now



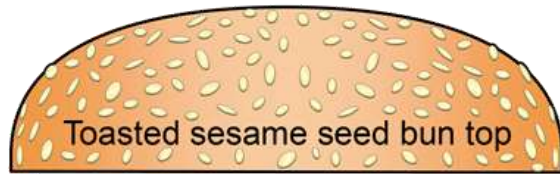
# Big Boy Restaurants

- Many Franchises and Sub-Franchises
- West vs. East Coast Big Boy Mascots
- Signature Double Decker Big Boy Hamburger had Regional Variations



# Big Boy Burger Variations

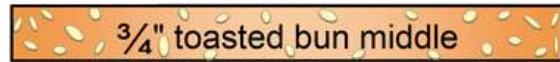
## Wian's (Bob's)




Red relish and dash of salt



Mayonnaise




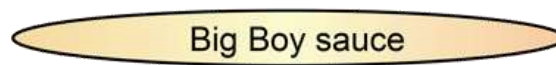
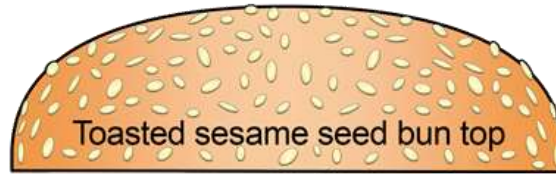
Slice of American cheese  
and 1 1/2 oz shredded lettuce



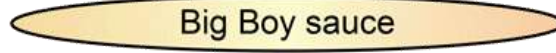
Mayonnaise



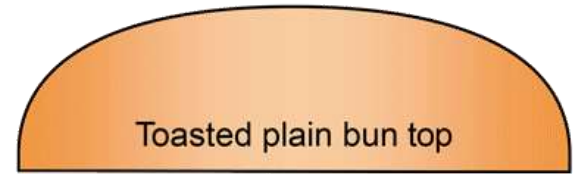
## Big Boy System



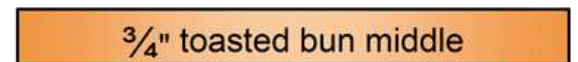
Slice of American cheese  
and 1 1/2 oz shredded lettuce



## Frisch's



1 1/2 oz shredded lettuce



Slice of American cheese



Dill pickles



# Big Boy Mascot Versions

Orig. West Coast

East Coast

West Coast



1st 1937 2nd

A



1952

B



1956

C



1969

D



1969

E



1981

F



1988

G

Rev. E.C.

Rev. W.C.

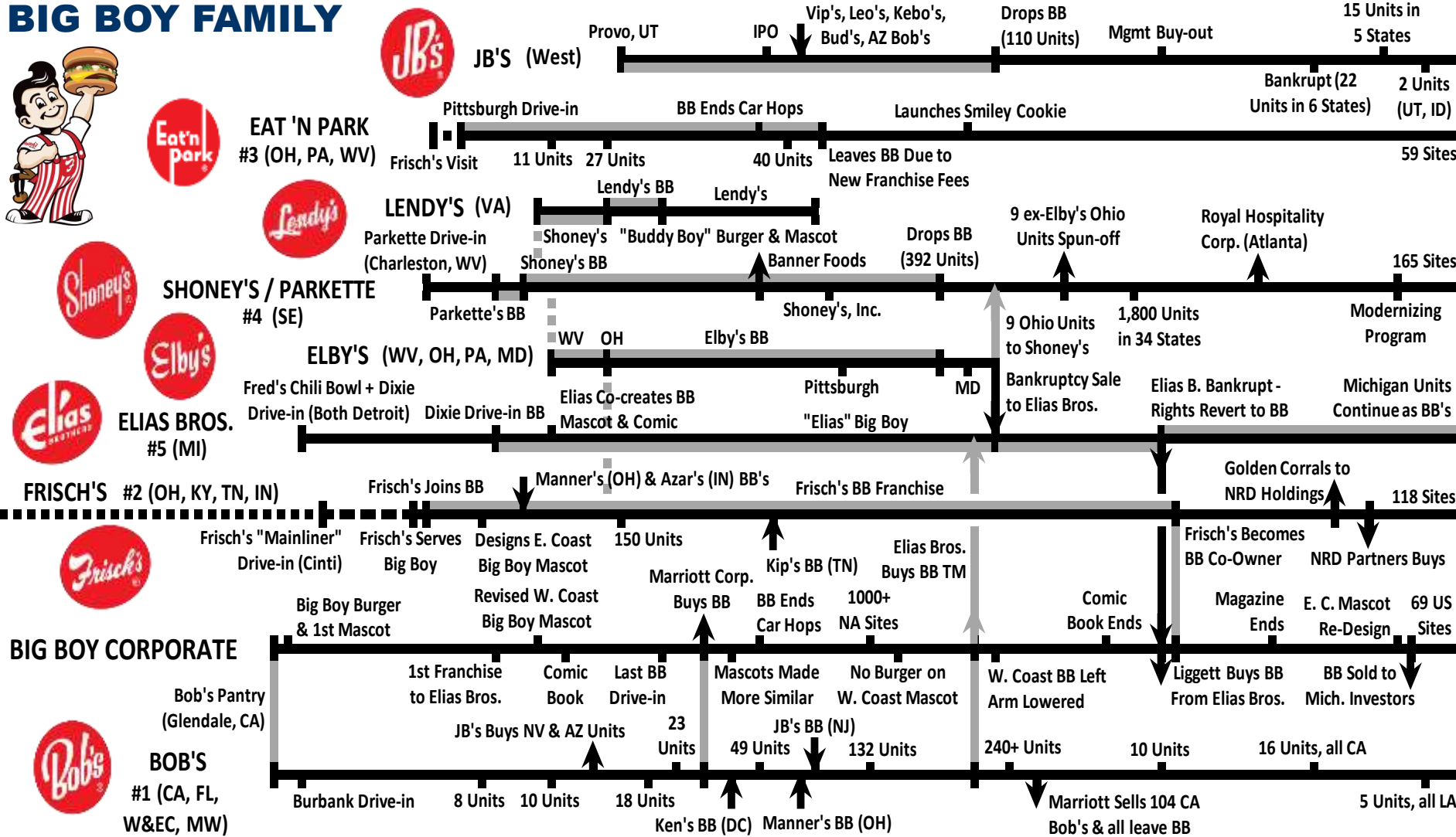
West C.

Elias W.C.

# Burger Chains

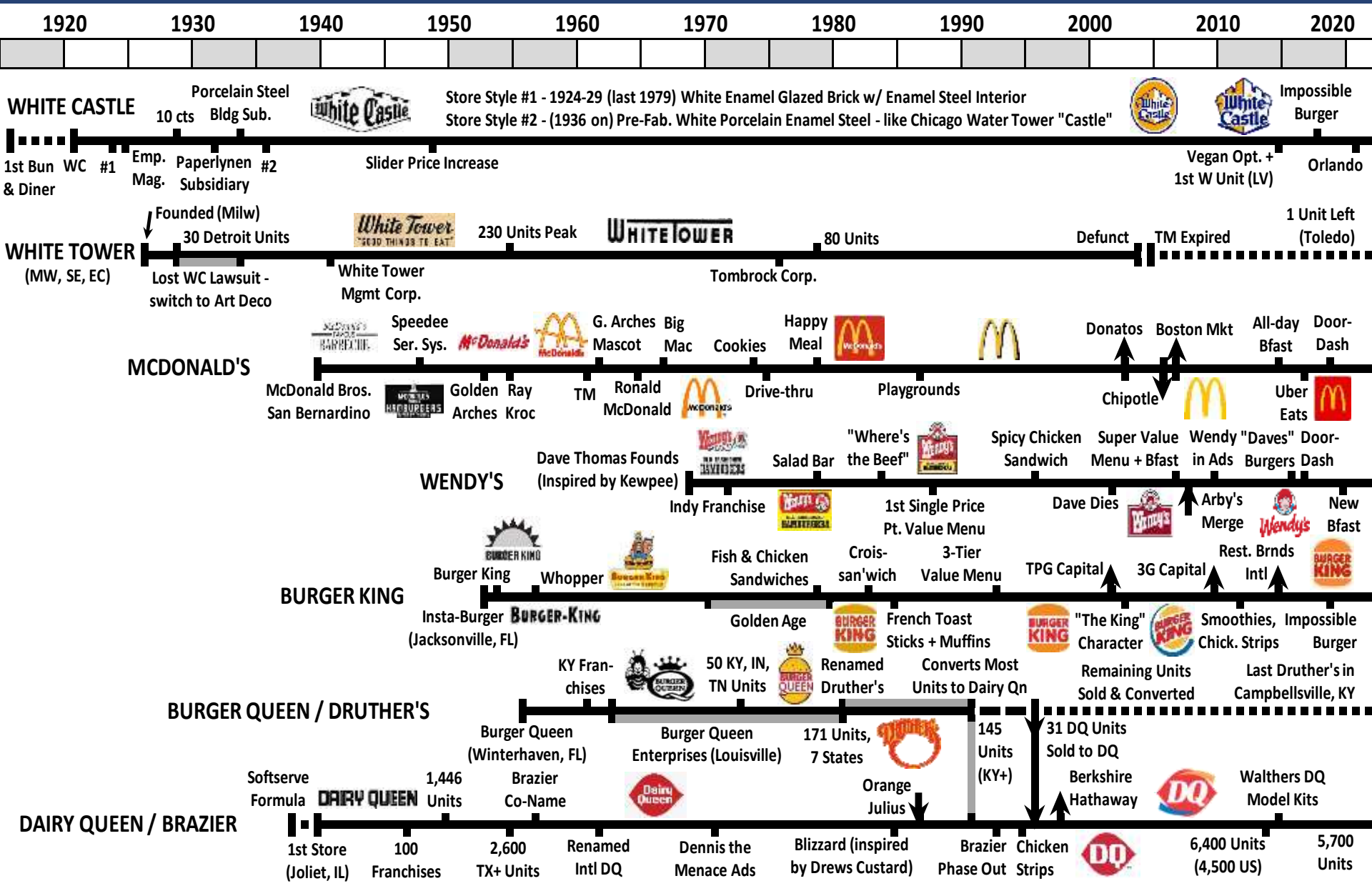
1920 1930 1940 1950 1960 1970 1980 1990 2000 2010 2020

## BIG BOY FAMILY

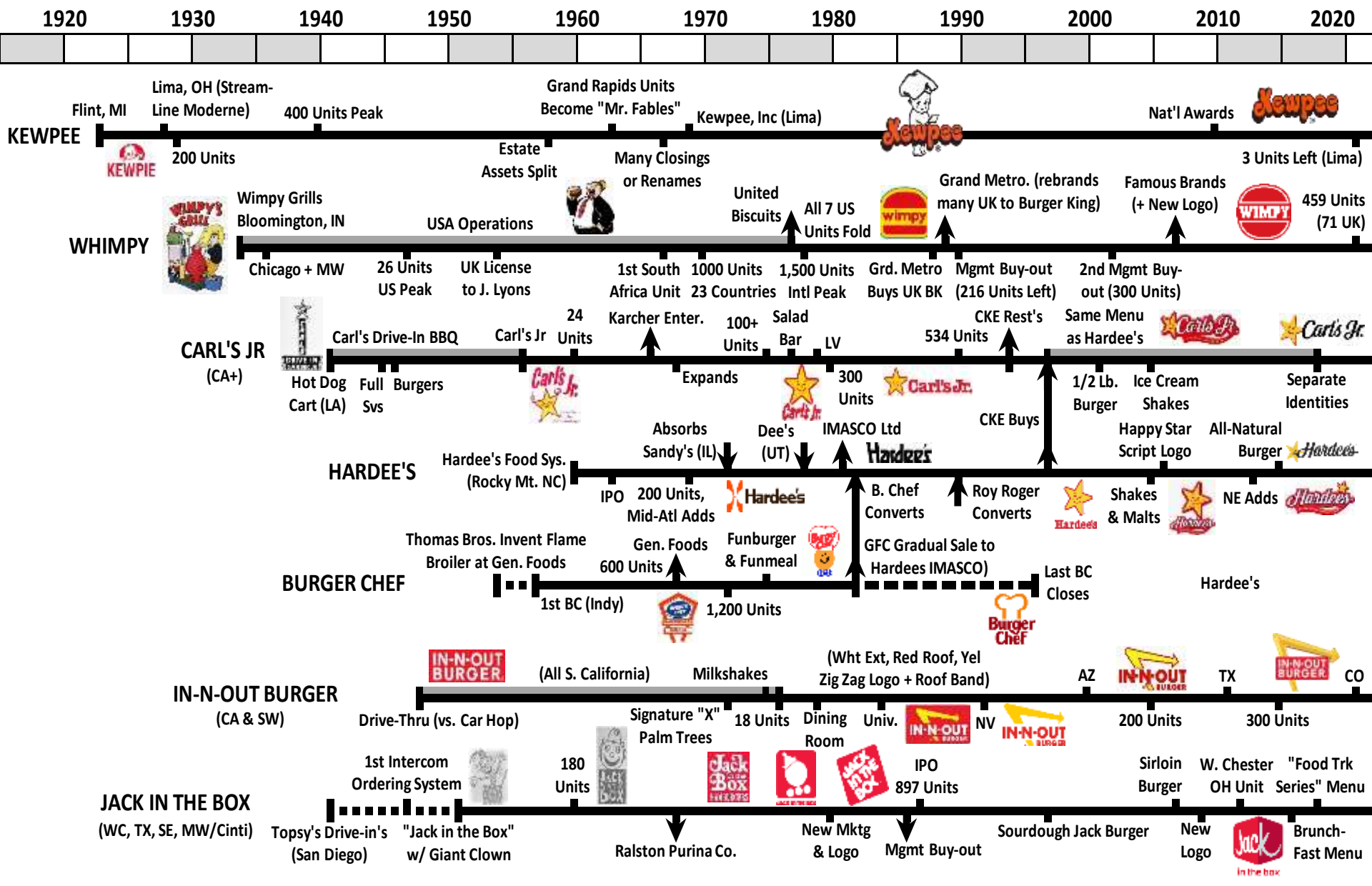




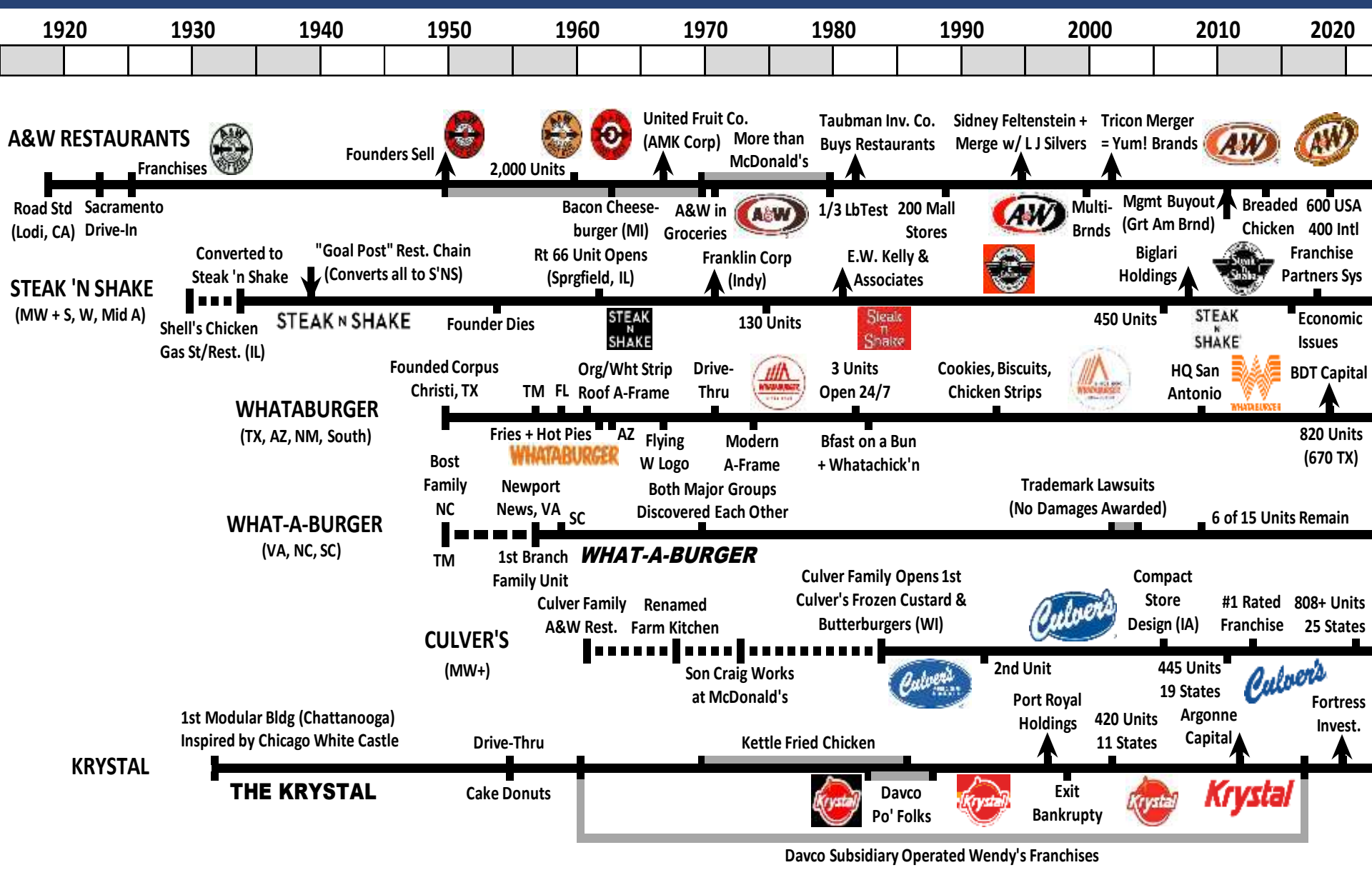
# Burger Chains



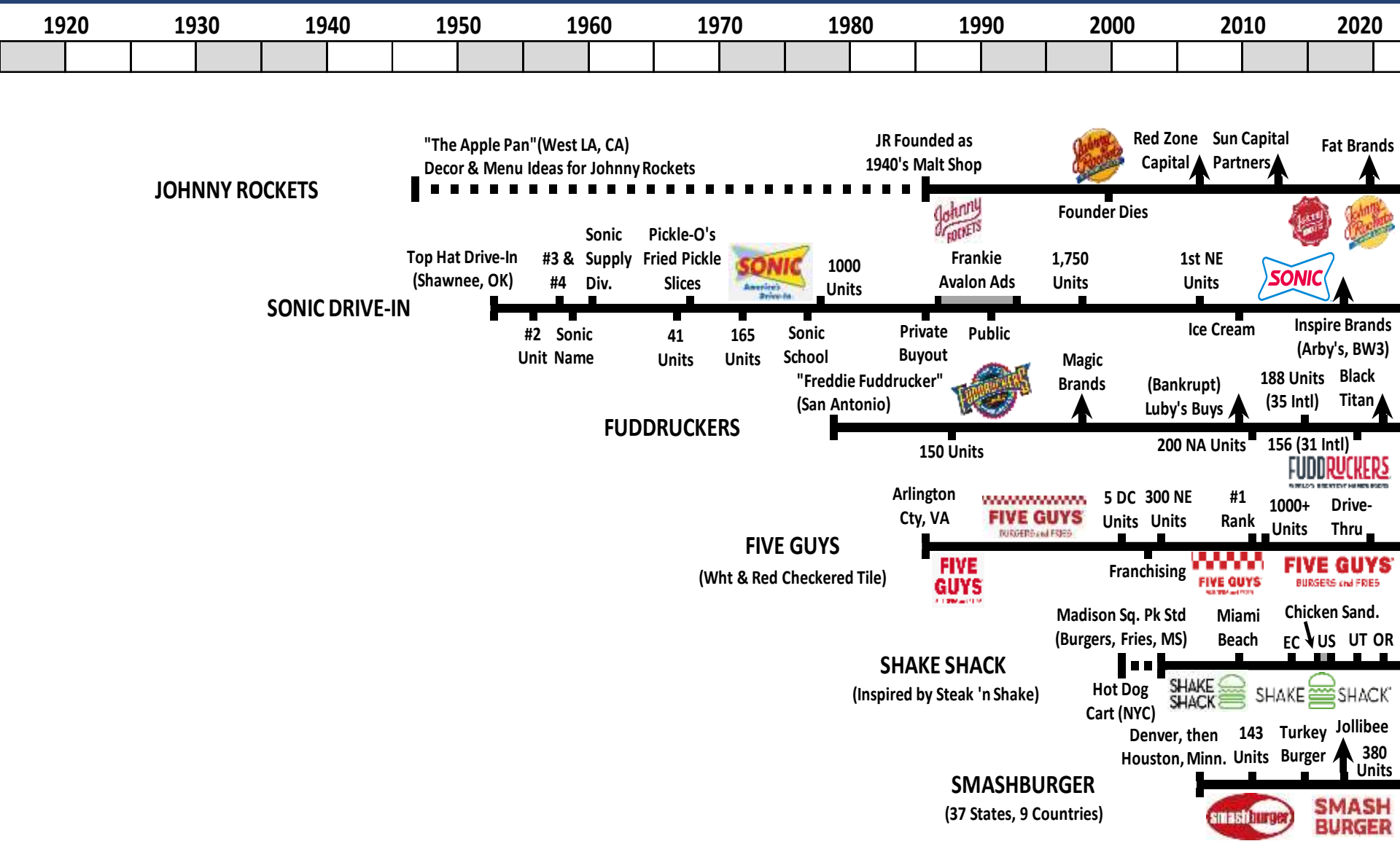
# Burger Chains



# Burger Chains



# Burger Chains



# Model Railroad Kits - 1

<b>HO</b>	<b>Atlas</b>	<b>Refreshment Stand</b>
<b>HO, N</b>	<b>Bachmann/Plasticville</b>	<b>Drive-in Hamburger Stand</b>
<b>HO, N, O</b>	<b>Blair Line</b>	<b>Fred &amp; Red's Café/Burgers</b>
<b>HO, N</b>	<b>Blair Line</b>	<b>Dari-King Drive-in</b>
<b>HO</b>	<b>Blair Line</b>	<b>Drive-in Restaurant</b>
<b>HO</b>	<b>JL Innovation</b>	<b>Vals Hamburgers</b>
<b>N</b>	<b>Life-Like</b>	<b>Burger King</b>
<b>HO</b>	<b>Menard's</b>	<b>Arby's</b>
<b>HO</b>	<b>Model Power</b>	<b>Bob's Hot Dog Stand</b>
<b>HO</b>	<b>Moebius Models</b>	<b>Mel's Drive-in Am. Graffiti</b>
<b>O</b>	<b>MTH</b>	<b>A&amp;W Root Beer Fast Food Std</b>
<b>O</b>	<b>MTH</b>	<b>Burger Chef</b>
<b>O</b>	<b>MTH</b>	<b>McDonald's Restaurant</b>
<b>O</b>	<b>MTH</b>	<b>Mel's Drive-in Diner</b>
<b>O</b>	<b>MTH</b>	<b>Coney Island Fast Food Stand</b>

# Model Railroad Kits - 2

HO	Piko	Tommy's Food To Go
HO	Scale Structures Ltd	White Tower
HO	Twin Whistle	A&W Root Beer Stand
O	Twin Whistle	Twilite Drive-In
HO	Vollmer	Burger King
HO, N	Vollmer	McDonald's
HO	Walthers	White Tower
HO	Walthers	Arnold's Drive-in (Happy Days)
HO	Walthers	Culver's
HO, N	Walthers	Vintage Dairy Queen
HO, N	Walthers	Modern DQ (DQ Grill & Chill)
HO	Walthers	Donny's Drive-in
HO, N	Woodland Scenics	Drive n' Dine
HO	Woodland Scenics	D's Diner
HO, N, O	Woodland Scenics	Miss Molly's Diner

# Timelines **Part 1**

- **Rail Eras, Safety & Regulatory**
- **Railroad Technology Changes**
- **Steam Locomotives**
- **Automobile Companies**
- **Gas Stations / Oil Companies**
- **Road Signs & Markings**
- **Hamburger Chains**

# Timelines **Part 2**

- **Railroad Maps & Mergers**
- **Diesel & Electric Locomotives**
- **Railroad Bridges & Trestles**
- **Farm Tractors**
- **Soda Bottles and Advertising**
- **Grocery Stores & Trading Stamps**
- **Other Study Areas**



# More Timelines?

- **Rail Car Builders – pass. and freight**
- **Cranes & Construction Equipment**
- **Coaling Stations – wood, steel, conc.**
- **Water Towers – wood, steel, conc.**
- **Farm Silos – wood, porcelain, Conc.**
- **Barn Types – by era and region**
- **Heavy Trucks and Fire Engines**
- **Bicycles & Motorcycles**
- **Airplanes & Airline Companies**

# More Timelines?

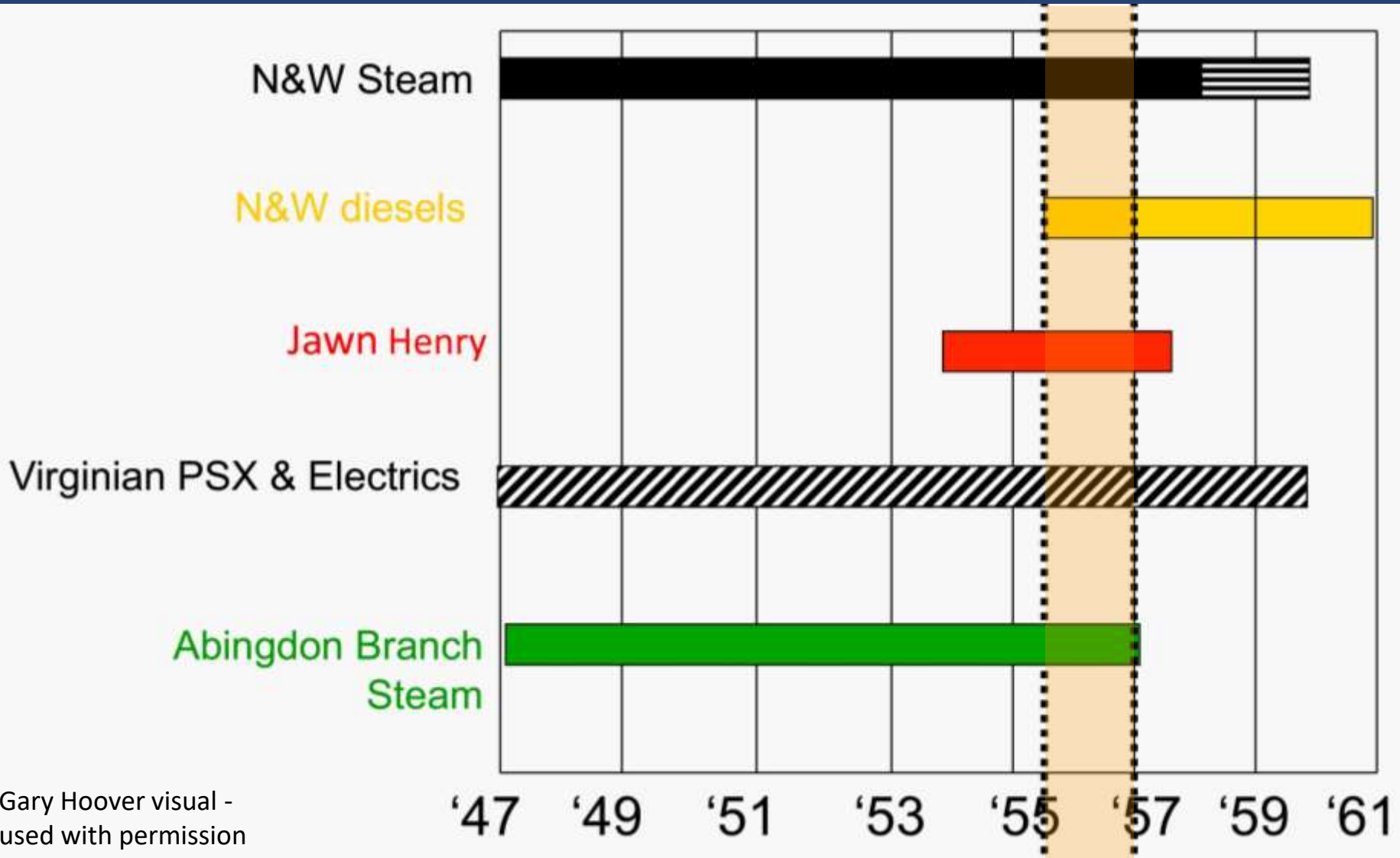
- **Stoplights & Streetlights**
- **Sidewalk Details (Hydrant, Mailbox ...)**
- **Utility Poles & Lines**
- **Drug Stores (Rexall, SuperX ...)**
- **Hardware Stores (Sears, Ace ...)**
- **Automotive Parts Stores**
- **Clothing & Furniture Stores**
- **Consumer Electronics – TV, Radio, ...**
- **Other Retail Stores**

# More Timelines?

- **Fast Food – Chicken, Pizza, Subs, ...**
- **Ice Cream (Good Humor, Sealtest, ...)**
- **Donut Shops**
- **Other Restaurants**
- **Coffee Brands**
- **Salted Snacks – Pretzels, Potato Chips**
- **Candy/Chocolates (Hersey, Cadburys)**
- **Chewing Gum (Wrigley, Bazooka, ...)**
- **Cereal Brands – Kellogg, Post, ...**

# Example Uses

# Gary Hoover's N&W



# The Eastern Loggers

- **Why early 1920's?**
- **Near end of logging boom**
  - **diverse wood product industries**
  - **petrochemicals emerging**
- **All steam – mostly geared locos**
- **36 ft freight cars dominant**
- **Mix of horse & buggy, plus autos**
- **Minimal regulations (EPA, OSHA, ...)**
- **Roaring Twenties (pre-depression)**

# **Why 1959 in Appalachia?**

- **Coal, cabooses, helpers still king**
- **Mostly 40 foot freight cars**
- **All 1<sup>st</sup> and some 2<sup>nd</sup> gen. Diesels**
- **Right before the mergers era**
- **Railroads still fairly healthy**
- **Passenger trains still running**
- **Mountains enable long runs on single level pike via parallel high-low mains**
- **Vertical scenery w/ bridges & tunnels**

# Why not Multiple Eras?

- **Some modelers have locos, vehicles and rolling stock from multiple eras**
- **These charts could be used to divide equipment stashes into specific eras**
- **Then run different era-specific oper. sessions on different days using the appropriate group of rolling stock**
- **Most structures and scenery can pass for a wide range of time**



# Wrap-up

- **Now all this valuable historical data is in one place**
- **Use it to focus your modeling and purchases, plus add interest and uniqueness to your layout**
- **All slides are on the Modelers Aid tab of Cincinnati Division 7, MCR website ([www.cincy-div7.org](http://www.cincy-div7.org))**

**Questions?**