

The Official Newsletter of the SHIRE WOODWORKING CLUB Inc. Reg. No. Y2889524
"The WORKSHOP", 2B Turriell Bay Road, Lilli Pilli. NSW. 2229
Workshop Phone 0490 861 606 Membership Enquiries: (02) 9522 7674 Newsletter Editor: Phone 0414 538 475

The workshop has a new telephone number:

Effective immediately the workshop has a new telephone number: **0490 861 606**

Major items in this newsletter

Show and Tell starts on Page 4



More Show and Tell



Member Profile for Karianne
LaFrance is on Page 7



Hospital News is on Page 6



CLUB COMMITTEE:

President: Ian Rudd
Vice President: Malcolm Armstrong
Secretary: Graham Ethell
 Telephone 9522 7674
Treasurer: Alan Ritchie
Committee Members: Ray De Marco, Roger Dixon & Barry Gardner

SUB-COMMITTEES & Auxiliary Positions

Assistant Secretary: Roger Dixon
Assistant Treasurer: Roger Walsh
Project Sub-Committee: Bob Davis, Barry Gardner, Alan Ritchie & Ray Tregoning.
Librarian: Roger Walsh
Safety Officers: Ray De Marco, Roger Dixon, David Edwards, Graham Ethell, Alan Ritchie, Ian Rudd & Ray Tregoning.
Welfare Officer: Peter Mott
First Aid Officers: Graham Ethell & Alan Ritchie
Newsletter Editor: Maurice Smith
Assistant Newsletter Editors: Ray De Marco & Roger Walsh
Catering Officers: Richard Cain, Michael Green, Steve Lansley, Trevor Lewis, Neil Mathews, Lynn Messenger & Roger Walsh
Equipment & Training : Roger Dixon, David Edwards, Neil Mathews, Terry Murphy, Alan Ritchie, Ian Rudd, Ray Tregoning & James Windschuttle
Raffles: Peter Mott
Exhibitions Sub-Committee: Malcolm Armstrong, Roger Dixon, Graham Ethell, Steve Lansley, Lynn Messenger, Maurice Smith & David Whitney
Property Sub-Committee: Richard Cain, Roger Dixon, Graham Ethell, Bob Quigley, Ian Rudd, & Ray Tregoning
Toymaking: Malcolm Armstrong, Barry Gardner, Gary Halder,, Steve Lansley, Lynn Messenger, Glen Reeve, Reno Scriberras, Maurice Smith, Ken Tyson & Roger Walsh
Woodcarvers' Liaison: Ron O'Malley

Editor's Musings—

The start of the New Year and Covid-19 is still with us; with consequential impacts of the lives of club members. We live with the prospect of continuing to take appropriate safety precautions for quite many months to ensure our lives and those of our family and friends remain Covid-19 free.

Despite those safety measures the club continues to operate with its aims unchanged and our members coming together to have access to wonderful well maintained equipment and have access to a wealth of knowledge and enjoyment of the social interaction of like-minded members.

We will continue to

If you would like to receive this Newsletter please email the editor at theshirewoodworkingclub@gmail.com or if you have an article that you think would be suitable for publication in this newsletter your Editor would be most pleased to receive it.

make toys and other items for the Randwick Children's Hospital, Royal North Shore Hospital as well as other local charities. In addition we will also continue to work on our own projects regardless of whether they will a simple ofra complex project.

Even as Covid-19 has caused lockdowns and business closures our membership has grown to 95. As we start to effectively use the space in the Guide Hall, that space will free up space in the workshop and it will be an amazing experience to be able to work in less cramped conditions. As the newer club members become regular workshop attendees they too will appreciate being able to work on their projects without major space constraints.

The impending resumption of our MaxiDays will enable members to come together to celebrate our common interest in working with timber of all varieties. The display of finished items for all to see on MaxiDays will perhaps inspire us to greater heights or to undertake a project that challenges our skills. Even if the number of members attending MaxiDays is limited due to Covid-19 safety requirements, I'm sure that we will all warmly welcome the resumption as it provides an opportunity for members not otherwise able to come to the workshop with the reason to come and socialise with their fellow members.

Presidents Report January 2021

Looking back at the year 2020 our club had to make some difficult decisions that affected every member of The Shire Woodworking Club. The COVID Pandemic that began in March meant that we were required to close the club for an extended period and even when reopened we were unable to hold any of our normal MaxiDay meetings. In hindsight, our MaxiDay events are a great part of the culture of our club where fellow woodworkers meet with a common purpose. Provided we are able to operate within the current social distancing laws it is our intention to hold limited Maxi Days in 2021 using the Guide hall. Show and Tell will resume so please bring along any items of interest.

The Club has a thorough Covid-19 Plan and I take this opportunity to remind all members to familiarise yourself with your duty to follow the rules. In condensed form, be temperature checked on arrival, always wear a mask, observe social distancing where possible, use the hand sanitiser provided and disinfect surfaces regularly.

I look forward to the opportunity to review the current layout of the workshop where we will be able to utilise the extra space we have gained. We have already transferred many boxes of completed toys and items from the workshop to the Guide hall. The Library will be reviewed and relocated in the new building freeing up the office space for other workshop use.

The new CNC Spindle Router is now operational so please complete the necessary induction session to familiarise yourself with this piece of equipment. It will allow accurate routing and is a great addition to our overall machine capacity.

Finally, a reminder to always be aware of the risks when working with machinery and tools. Do not forget to do a mental dry run of any operation you are about to do? Ask yourself is this a safe practice? Do not work in a cluttered workspace, ensure small offcuts are placed in the bin, and remember that safety begins with you.

Happy Woodworking **Ian Rudd, President**

2020 Plank Competition Winners

2020 Plank Competition winners received their certificates and Bunnings gift vouchers at the Christmas party, in our first use of the former Guide Hall. All the members present were highly impressed with the very welcome additional space.

The photos below show some of the competition winners together with their certificates and gift vouchers. Unfortunately, quite a few winners were unable to be present to receive their certificates and gift vouchers. In



Pictured above are: Barry Gardner, winner Category A, Maurice Smith, third place Category C and David Edwards second place Category B.



David Whitney, second place Category C received his certificate subsequently.

Hopefully the missing prize winners will soon be able to receive their certificates and Bunnings gift vouchers.

2020 Xmas Party

Some 35 members were present on 19 December 2020 for their first view of the new additional space for the club and for the 2020 Christmas party.

Cub members who have experienced the tight conditions of the current workshop are 100% looking forward to seeing how we use the newly acquired additional space.

The Catering Committee provided a sumptuous feast for members and several special guests. Pictured below are some of the members present.




President Ian Rudd was MC for drawing of the Christmas raffle. Quite by coincidence (??) Ian's raffle ticket won first prize! Maybe an audit needs to be conducted.



VIRTUAL SHOW & TELL

Graham Ethell's boats

A business contact of my daughter saw the boat Barry Gardner had made for the Plank Competition a couple of years ago and asked if we could make two for her.



They are going to be used as props at market stalls. She supplied the colour scheme and paint and asked if I could use white acrylic on the deck, rather than just painting it? It's remarkable how the acrylic deck significantly improves the finished look. This is one of the finished boats, and the Club receives a small addition to our finances as a result.

I also made two more, one for my daughter and one for the Club to sell separately. Thanks to Barry for assistance with the plans and cutting out.

Donation to Sutherland Family Services

Last month we reported on our annual donation to the Sutherland Shire Family Services at Jannali. This organisation assists families looking after disadvantaged children and/or children who are subjected to family violence. It is the Club's pleasure to be able to gift a number of toys etc each year.



Included in our annual donations since 2008 have been many knitted dolls and TV characters, small teddies and hand puppets, all hand knitted by Barbara Taaffe who is a long time friend of the Club. This year these totalled 48 items, bringing the total knitted by Barbara over the years to around 700, plus many more hand puppets gifted to the Children's Hospital.

The photo shows all items donated, including Barbara's knits. Thank you again Barbara for your beautiful work.

Box for Sword to open Champagne bottles

Ray Tregoning reports, "I made a box for a champagne bottle opener sword. A Christmas gift for Belinda, Lynn's daughter.



The box is made from old 2nd hand Oregon (about 60 years old) from the house 2 doors up the road from me, when it was removed early last year. The whole thing is mitered, including the top of the lid so

you don't see any end grain. It has Burmese Teak features around the joints where the lid closes and 3mm splines on the corners. Some nice brass 95° hinges with 2 catches and brass case corners.



A nice laser engraved lid and some support inside top and bottom to hold the sword in place, lined with blue felt.

Editor here: seems a lot of work to be able to open bottles of champagne, but if that is what it takes for you then good luck in cleaning the ceiling when the bottles contents spray everywhere.

VIRTUAL SHOW & TELL

Roger Walsh's bed commission receives high praise



Several months ago Roger Walsh delivered on a request from a local resident to make a frame for a tepee bed.

Roger's bed has received high praise from Mum Courtney:

A big thank you to Roger at the Shire Woodworking Club! I approached

the club to create a queen sized tepee bed frame for my daughter's new bedroom. I provided inspiration pictures, measurements and materials. My vision was perfectly executed and completed very quickly. She absolutely LOVES her new bed! It completes the look of her room and has made the transition from baby room to big girl room easier because she loves it that much.

Malcolm Armstrong has made a beautiful box



Malcolm tells me that: "This box is the same design I made for an Ethiopian girl in 2017. I was asked to make the box for my friends in Tamworth. It was to be made from Australian Red Cedar and Huon pine that I acquired from the Great

Grandfather of the children (Josie to receive this box and Henry and Charlie who will receive the Mini Cooper display boxes shown in a previous S&S item).


Rather than use box joints I decided to use a Drawer Lock router bit. The lid was rebated into the body of the box and the drawer cavity was created on the table saw. Drawer runner trenches were routed prior to gluing as were the grooves for the middle floor of the box which was also fitted prior to gluing.

As requested I used Huon pine highlights for the drawer front and the jewellery box feet. The hardware was purchased from "Hardware

Alan Ritchie's new bedhead reading light

Last year, member Alan Ritchie was quite unfortunate when he had an uninvited guest arrived in his home; a car invaded his home and incurred significant damaged to the front . The damage has been repaired under insurance

Alan advised "I have finished a new bed light for our bedroom. Following the car damage to our house last year and the subsequent building repairs we needed a new reading light. I completed it recently after working on it at the Club. It is made from Tasmanian Oak, joined with biscuits and dominos and finished with Danish Oil. It is fitted with two LED lights. It is attached to the wall with cleats."



for Creative Finishes" located at Dungog NSW. Hardware items were; full mortice brass lid stays (thanks to Ian for milling the mortices for me!), decorated box corners, and brass plated latches. The

The small brass butt hinges were from Bunnings. The partitions were made from what were cedar vertical blinds from the club's stocks.

I used green stiffened

felt to line the lid, main box and drawer. The mirror was supplied by a glazier friend of mine and I made brackets from red cedar to hold the pencils. I had some challenges in fitting the morticed box stays as the position of the locating pin/lug in the lid is critical. I had to file rounded edges to the lug's pivot to prevent binding when closing the lid.

The finish was 6 coats of "TimberProtect Quick Dry Clear Satin" spray can which has a 10 minute dry time. The bird motif and personalised name gave the box a 'classy' look thanks to our much valued Laser engraver. Thanks to all those who gave me help with the box!"

HOSPITAL NEWS

News from Royal North Shore Hospital's

Our good friend Kerry Crannis, Child Life Therapist, at the Royal North Shore Hospital sent us Christmas greetings and told me:

"Due to the hospital becoming Amber status due to the Northern Beaches Covid-19 outbreak the patients are not allowed to come to the playroom, but I can take the terrific wooden animals to them. Please see attached photos."

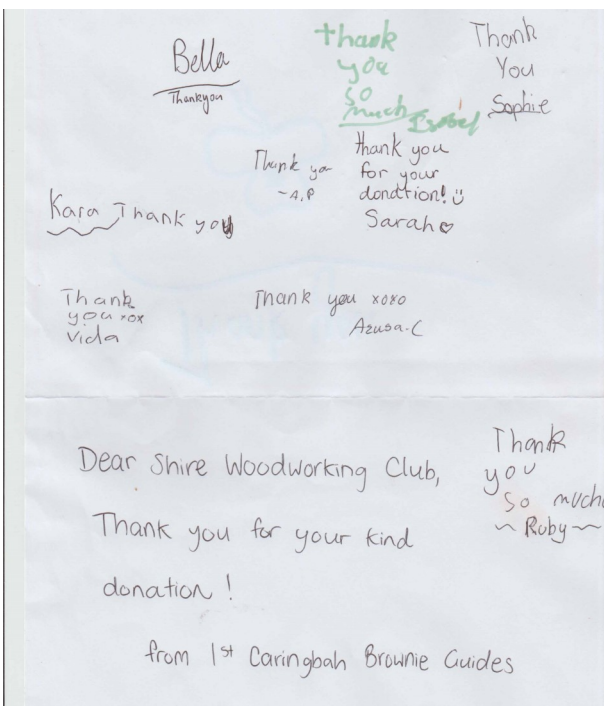


Editor here: It's always a pleasure to receive feedback from our various hospital friends showing our toys and therapy items in use.

Thank you note from the Girl Guides Brownies

When the Girl Guide Brownies were moving their equipment and furniture from the Hall just prior to relinquishing possession of the Hall, Secretary Graham Ethell offered to purchase some of their fold-up tables, similar to the ones we currently use. The Guides were happy to accept the club's offer, as their troupe is short of funds.

Graham did the deal, we now own several additional fold-up tables and the Guides received some much needed cash.



As a result, the Guides handed Graham a lovely Thank You note. That note is shown above.



First Committee Meeting in Guide Hall

Apart from the Christmas Party held on 19 December 2020, the Hall has been used for the first committee meeting of 2021. The hall will be the site of all future committee meetings, MaxiDays and similar. Pictured below is a photo of some of the meeting attendees, most of whom are wearing their masks.

Likewise, all morning teas and lunches will occur there. Progressively, various items of furniture will be moved there; as will boxes of completed hospital toys and other for sale items. As those boxes are moved, we will take the opportunity to clean-up the now empty shelves.

President Ian urged us to be ruthless in our cleaning, as far too often timber or other material that is stored on the shelves should have been binned in the first place.

Editor here: perhaps I should take a good look at my practice of keeping small off-cuts on the basis that "they might be useful one-day". My father and his father certainly drilled that into my brain as a young boy.

Member Profile: Karianne LaFrance

Member Profile: Karianne LaFrance

Karianne became a member of the club in October 2020. Unlike most other members who come to join the club to gain access to our wonderful selection of equipment and member knowledge Karianne's introduction was unique. Karianne born a French Canadian, lives locally with her partner. In fact she lives in easy walking distance and already knew of the club. Karianne approached the club with a business proposal to complement her expanding business. She is an artist who works with resin to create amazing scenes on (amongst other things) cutting boards, cheese boards and the like.



I'll give Karianne's business a small plug here; go to her website <https://www.kalafartwork.com/> to see some of what she has to offer. She is also on Instagram where she sells her items.

When I interviewed her for this profile she told me that she needed a hobby when she was pregnant with her first child (there's another subsequent child) she fortuitously found her niche with epoxy resins. What started out as a fun hobby has become a business and she has lots of customers. All of us who have owned or managed a business knows of the trials and tribulations of the process of growing a business.

The epoxy resin chemicals and pigments are mixed together and Karianne uses her flair as an artist to combine them to make scenes, often with an ocean theme, as befits someone living close to the coast. When Karianne has mixed her ingredients she has a 2 hour working time in which to apply her talent; then a 3 day dust-free drying time on a perfectly flat surface. If the surface is not flat the resin will slide off the underlying support surface.

Pictured below is Karianne, with son William, with one of her large wall hangings.



Editor here: Karianne has sold some of her work to club members who have been mightily impressed with her artistic flair. She has also sold some of her pieces during our Christmas sales held outside the workshop.

SAFETY

SAFETY FIRST: Members are asked on all club days to bring along and use their personal safety gear. ie. hearing protection, dust mask, eye protection, ensure they are wearing good sturdy protective footwear and no loose fitting clothes.

Club Calendar

January 2021							1
S	M	T	W	Th	F	Sa	
					PH		2
3	4	5	6	7	8	9	
10	11	12	13	14	15	16	
17	18	19	20	21	22	23	
24	25	PH	27	28	29	30	
31							

February 2021							2
S	M	T	W	Th	F	Sa	
	1	2	3	4	5	6	
7	8	9	10	11	12	13	
14	15	16	17	18	19	20	
21	22	23	24	25	26	27	
28							

Legend

■ Committee Meeting 12:30pm -

■ Club Days—members own projects

■ Toy Making—No own projects

■ Maxi Day

First Saturday is Woodcarvers use of the Workshop

December X'mas Party Raffle winners

Gayle Tregoning the wife of member Ray Tregoning was invited to select the first prize winner. President Ian, supervising the raffle had his ticket drawn as the winner! Good one Ian. The winners were:

1. Ian Rudd
2. Bob Quigley
3. Sam Simmons
4. Glen Reeve
5. David Edwards
6. Regina Mc Grillen
7. Peter O'Connell

MaxiDays set to resume in February 2021

Good news, subject to Covid-19 regulations in force in February the Committee proposes to re-commence our regular MaxiDays starting on 13 February 2021. Details of the limit of numbers attending, bookings if needed, etc will be decided at the February committee meeting.

Cook Classic Raffle Results

The IMB Bank Cook Community Classic Raffle was drawn on Saturday 12 December 2020 at Wanda Surf Life Saving Club by The Hon. Scott Morrison MP, Prime Minister.

The winning ticket numbers were:

- 1st 14604
- 2nd 26929
- 3rd 37070
- 4th 34609
- 5th 35512

Thank you to everyone who purchased tickets, all money raised by the club is retained by the club. Thank you to the raffle sponsors and to the Hon Scott Morrison for organising this major fundraiser.

In case you weren't aware the sales of the raffle tickets were only \$140 short of our all-time record. This was a great result considering many of the usual community events at which we sell tickets were not held due to Covid-19 precautions.

Council Clean-ups, Dates for your Diary

Members who reside in the Sutherland Shire Council region may want to note the following dates in your diary:

- ⇒ Chemical Waste Clean-up **6 –8 February**
- ⇒ Electronic Waste Clean-up **21–21 March**

Tell your neighbours. Take your relevant waste to the Bellingara Netball Courts in Miranda so that you can dispose in an appropriate manner.

The workshop's landline telephone is about to be disconnected due to NBN, therefore the workshop has a new telephone number:

Effective immediately the workshop has a new telephone number: 0490 861 606

Members with Birthdays in January 2021

Day	Member
1	Kevin Burke
17	Ray De Marco
27	Lynn Messenger
29	Tony Fenech
31	Peter Goonpan

Hope every one of you have a wonderful birthday and lots more of them.

