

The Official Newsletter of the SHIRE WOODWORKING CLUB Inc. Reg. No. Y2889524  
"The WORKSHOP", 2B Turriell Bay Road, Lilli Pilli. NSW. 2229  
Workshop Phone 0490 861 606 Membership Enquiries: (02) 9522 7674 Newsletter Editor: Phone 0414 538 475

## Last chance for membership renewal!

### Are you a procrastinator? Have you paid your subscription?

If you don't renew your membership before the end of the month then you will lose access to the workshop and all the other fringe benefits that come with membership. See the last page of this newsletter for details on how to pay your subscription.

### Solar panels are installed on the workshop roof.



Solar panel installation in progress

Installation of solar panels complete



### TV, Hot water and solar panels project

Secretary, Graham Ethell, advises: "As you are aware this project received grant funding from the Australian Government and the Club is very grateful for this financial support."

The project is now complete, with the installation of the solar panels on the Workshop roof in late August. The TV and hot water unit were installed in the Gallery earlier this year.

For the technically minded, here is some information about the solar panels. It's a 6.75kW solar system, comprising 18 x 375W panels. The daily electricity generation ranges from 16kWh in June to 34kWh in December. The estimated annual savings in our electricity bill is \$2,240.

There is a sub board installed in the office and both the Club and the installer can access information about the system, including power generated and reports on its operating efficiency.

Hopefully we will be able to reopen the Club at some stage soon so we can get the benefit of the free power!"

**CLUB COMMITTEE:**

**President:** Ian Rudd  
**Vice President:** Malcolm Armstrong  
**Secretary:** Graham Ethell  
 Telephone 9522 7674  
**Treasurer:** Alan Ritchie  
**Committee Members:** Ray De Marco, Roger Dixon & Barry Gardner

**SUB-COMMITTEES & Auxiliary Positions**

**Assistant Secretary:** Roger Dixon  
**Assistant Treasurer:** Roger Walsh  
**Project Sub-Committee:** Bob Davis, Barry Gardner, Alan Ritchie & Ray Tregoning.  
**Librarian:** Roger Walsh  
**Safety Officers:** Ray De Marco, Roger Dixon, David Edwards, Graham Ethell, Alan Ritchie, Ian Rudd & Ray Tregoning.  
**Welfare Officer:** Peter Mott  
**First Aid Officers:** Graham Ethell & Alan Ritchie  
**Newsletter Editor:** Maurice Smith  
**Assistant Newsletter Editors:** Ray De Marco & Roger Walsh  
**Catering Officers:** Richard Cain, Michael Green, Steve Lansley, Trevor Lewis, Neil Mathews, Lynn Messenger & Roger Walsh  
**Equipment & Training :** Roger Dixon, David Edwards, Neil Mathews, Terry Murphy, Alan Ritchie, Ian Rudd, Ray Tregoning & James Windschuttle  
**Raffles:** Peter Mott  
**Exhibitions Sub-Committee:** Malcolm Armstrong, Roger Dixon, Graham Ethell, Steve Lansley, Lynn Messenger, Maurice Smith & David Whitney  
**Property Sub-Committee:** Richard Cain, Roger Dixon, Graham Ethell, Bob Quigley, Ian Rudd, & Ray Tregoning  
**Toymaking:** Malcolm Armstrong, Barry Gardner, Gary Halder,, Steve Lansley, Lynn Messenger, Glen Reeve, Reno Scriberras, Maurice Smith, Ken Tyson & Roger Walsh  
**Woodcarvers' Liaison:** Ron O'Malley

**Librarian's Report**

Club Librarian, Roger Walsh, advises "nothing to report other than the fact that there been a gap in the deliveries of the Fine Woodworking magazine since our last delivery in April 2021. Taunton Press, the magazine publisher have apologised and as compensation they have extended our subscription to May 2024."

If you would like to receive this Newsletter please email the editor at [theshirewoodworkingclub@gmail.com](mailto:theshirewoodworkingclub@gmail.com) or if you have an article that you think would be suitable for publication in this newsletter your Editor would be most pleased to receive it.

**Editor's Musings**

Lots of the NSW population now have their double dose of the Covid-19 vaccinations, especially many of our members who are in the higher risk category if for no reason other than their age. With the NSW State government detailing a *Roadmap* for initial part resumption of "normal" life it seems that the club's workshop will be able to re-open in the near future.

If that proves to be the case club members will be delighted and I'm sure members will be seen using the club's resources to complete projects that are stalled. Among the projects awaiting completion are lots of Plank Competition entries.

Also with the pending re-opening the Gallery will also reopen in time for Christmas sales. These sales will be very important to the club as this year's other fund raising activities have been severely curtailed.

For many members the workshop is not just a place with great equipment, it is also a place where many friendships are made. I for one, value the social interactions with like minded members. So I look forward to the reopening of the workshop in the near future.

**Presidents report September 2021**

Another month of Lockdown means another month without the Shire Woodworking Clubhouse being open. The indications are that we may get some more freedoms around late October but this may not necessarily mean the club can reopen. We wait the advice of the NSW Health Services Department.

Some members are busy making various items at their homes and no doubt when lockdown is eased there will be plenty of items to show. Malcolm Armstrong is busy trying to get a few members making toys for our Hospital contacts. If you are able to make some simple toys, they will be going to deserving children during these difficult times.

The solar panels were successfully installed in August and now we can look forward to greatly reduced energy costs. The installation was completed and operational in less than 7 hours. We acknowledge with thanks the Federal Government for providing this grant. The grant also covered the purchase and installation of the new TV and Hot Water service in the Gallery.

For the second year running, the Gynea Festival has been cancelled and this means another year where we are unable to raise funds from this venue. Our only alternative for fund raising is the Cook Community Raffle and I urge all members to try and sell a few tickets for our club. Please contact Graham Ethell if you need more tickets.

If you are making some items at your home, please remember to work safely and do not get distracted.

*Stay safe everybody. Ian Rudd President*

# SHOW & TELL

With the Covid-19 lockdown still in place, some club members have managed to keep themselves busy doing various wood-working projects. The following pages shows their achievements,

## Steve Lansley has been busy building cars

Steve tells me that he's busy building lots of cars. But there's a problem, he has no wheels to suit; he needs access to the workshop to be able to complete his cars.



## Ray Tregoning's Bits & Pieces

While locked down and doing a few things I needed to use my Coping Saw. The trick was to find it among my many toolboxes from years ago. While looking I uncovered my bit roll and braces used in the days before battery drills, hole saws, etc.

These augers and braces I used all the time in those "good old" days. I have the set of door bits for boring all the holes for the locks, along with 2 expansive bits, each having two interchangeable cutters allowing you to bore holes with one from 1" (25.40mm) to 2 5/8" (66.67mm) with the other auger from 7/8" (16.66mm) to 3" (76.20mm).



Also, in the bit roll there are screwdriver bits both for slotted screws and Phillips head. I have no idea why I have three braces, but along the way these things just build up over the years.

By the way, I did find my Coping Saw and spare blades to go with it.

## Malcolm Armstrong has built and is ready to fly a starfighter or two

"These fighters have been a while in the making. Some of the components were produced on a couple of toy making days at the club prior to lockdown so thanks to those who helped with the wing cut-outs and the fuselages.

They have been in a box for a month or so in my garage, but I was able to have



them completed recently. I have made smaller numbers of fighters over the past few years but I thought a batch of 10 would

be good for the needs of Royal North Shore Hospital's "Space" theme for this year. Kerry Crannis, the RNS Child Life Therapist at RNS will appreciate anything we can make for the children.

Covid restrictions permitting, we hope to deliver these and other toys being made, by the end of October or early November.

If you are interested in helping and need any ideas for your contribution, please contact me on [malcoval@optusnet.com.au](mailto:malcoval@optusnet.com.au) or Barry Gardner on [banddgardner@bigpond.com](mailto:banddgardner@bigpond.com) and we can give you some ideas."



# SHOW & TELL

## Neil Mathews advises on how to make a steel bucket for a toy excavator.

"When making a toy that a kid is going to use in the dirt it needs to be compact and strong. As well as being a "wood butcher" I am also a "tin basher".


To make the bucket all I had was the photo of the toy I wanted to build so I enlarged the photo and worked out the dimensions of the bucket. My idea was to make this in one piece of 1mm thick galvanised sheet metal. I then spent ages using geometry to work out the angles to make a template and that proved a failure.

The next approach was to enlarge the side view of the bucket to the actual dimensions I wanted, print it out then cut it to make a cardboard template. Then using this template and rolling it along a large sheet of cardboard I marked out the body of the bucket, added the width and where the bends should go. I then added the side profile to each side of the slope and added 10mm on each side of the body for folding. This produced a large template that I folded up to check it would work.

With the template now OK I used the template to mark out the sheet metal and cut it with tinsnips. I then folded the 10mm bits in a vice. Next, I cut a block of hardwood to the width and vertical height. I clamped the block to my bench on top of the sheet metal and folded it around the block. This all worked but left some soldering of the folds to be done.

This proved a problem initially, but I remembered as a kid up bush I used to watch a guy making corrugated galvanised water tanks. He used to paint the joints with spirits of salts then "glue" it together with a blowlamp-heated soldering iron and a stick of solder. Spirits of salts I found is now called hydrochloric acid and available from Bunnings.

I used a small brush to coat the edges, heated the job from outside with a blowlamp and applied solder to the joint - success! Cleaned up and gave it a coat of primer then painted, job finished.



## Enjoying the lockdown—Kevin Gowen

Like everyone else, the Gowen's are in lockdown. But at least we can enjoy it, unlike some unfortunate other Australians. We are both fully vaccinated.

The photo below shows Kevin enjoying a glass of Chardonnay in the back garden, using one of the little folding picnic tables made at the Club. I have several more, partially completed, but need access to the Club's equipment to finish them.

Jenny has been busy in her garden art studio that I built for her about 20 years ago

Other than sitting around, drinking wine, and going for exercise walks in the local area, (we can at least legally travel to the Cronulla beaches and walkways) what else have we done? Well, my garage has been cleaned out and rearranged, the MG, Land Rover and Jenny's Mazda have been polished and serviced, the gardens are a spring delight and some trout flies tied for whenever I can get onto a trout friendly river again.

Jenny has had a very busy time, not only in her art studio, but helping some Kabul Afghanistan friends with applications to leave Afghanistan and relocate to a sympathetic country. Jenny went to Afghanistan on an art related trip in 2011 and has always kept in contact with people she met and stayed with over there. The return of the Taliban has placed these people and their families in grave danger. The Taliban cannot conceive art and culture.

Four fishing trips to New Zealand have been cancelled and we are unlikely to get there before next year.

We wait, as we all do, for the restrictions to lift. We hope that everyone is keeping safe and well in this torrid time.

Best regards to all Kevin & Jenny



# SHOW & TELL

## Ray Tregoning has been having a clean up and has surplus items that are free

ANYONE NEED A HACKSAW?

I have seven hacksaws and only need three, so the four pictured below are up for grabs. All have new Sutton 18T blades. First in best dressed.



## ANOTHER ITEM FREE TO GOOD HOME

1 only collapsible saw stool 650mm long, 550mm high. I only have one, which is no good to me – all my other stools are a lot higher. I have no idea how I ended up with it.

Contact Ray Tregoning  
(02) 9528 8606



## Peter O'Connell's boxes

While the rest of us have been "enjoying" lockdown, Peter O'Connell has been heading off to work every day as an essential worker. He has still been managing to find time to make more boxes. This time to store some of his "state of the art" electronic test equipment - (*state of the art* circa 1965) - but they still work.

Peter uses 18mm particle board because it is cheap, easy to work and dimensionally stable. Each box is of a custom size and include internal spacers to hold the

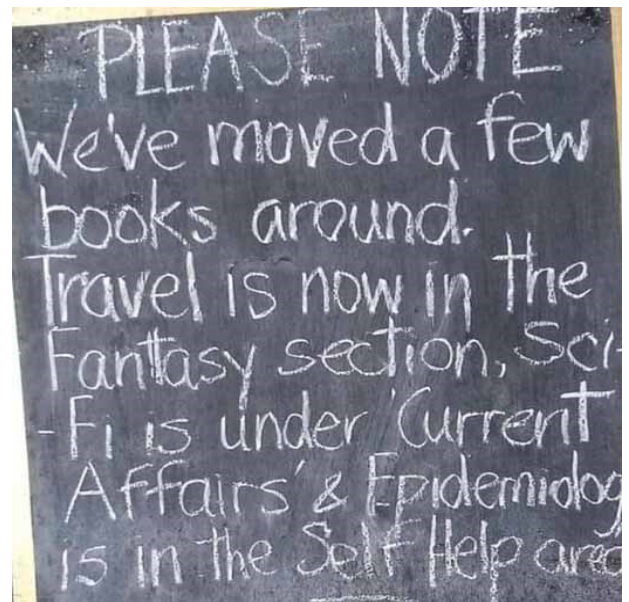


equipment secure. Joined with glue and dowels, then given a couple of coats of Cabots water based "Cabothane Clear" Polyurethane. Hinges, handles and latches are from McJings at Yagoonga.

LARU is an Induction Meter made by Rhode & Schwartz.

Peter has made a few more boxes, but is awaiting the hardware to complete them

Photo below courtesy of David Edwards





# SHOW & TELL

## David Edwards has made a router sled for the club

I know some of you are aware that I've been working on a router sled during lockdown with input from Ian Rudd, Roger Dixon and Ray Tregoning.

This project started prior to lockdown with a discussion on the drum sander being used as a thicknesser with the resultant sanding belts abnormal wear, tear, and build up of glue deposits.


In my home workshop I have had a very basic router sled made from plywood that I've used for the past couple of years for flattening end grain cutting boards prior to sanding. I took it along to the club and demonstrated its use and we decided that we should make one for the club that is used for initial flattening of boards prior to either drum sanding or using the Mirka sander. The problem with my basic design is that a huge amount of dust is generated and the planer bit in the router throws it everywhere.

So I started to explore ideas for a DIY sled with dust extraction and came up with an idea to adapt a dust shoe that a YouTuber had built for his CNC router. So using Sketchup I designed a sled with a manual height adjustable dust shoe (the CNC guy's was digitally adjustable but that was a bit too clever for me) and made a prototype from some old MDF shelving. That enabled me to test out whether the dust shoe and extraction idea worked or not. It worked brilliantly.

So then the discussion moved on to making one with linear bearings and rails. So back to SketchUp and refinement of the design and I decided to build one from aluminium plate mounted on the linear rails.

Attached is a PDF series of photos and a few comments. After lockdown we can try it out at the club and collectively brainstorm any ideas for improvement

I suggest it be located back to back with the lathe and connected into the lathe dust system.



Completed sled.



Sled without use of dust extractor, ie, lots of dust.



Sled with dust extractor, ie, very little, if any, dust.

David has provided numerous other photos that have not been published for reasons of space; if you would like to see those photos please email the Editor and I will send you those photos.

**Profile of member: Neil Mathews**

"I am a bush electrician from Peak Hill NSW. I came to Sydney in 1959 to get my electrician's licence. I worked in a variety of electrical industries and completed my Electronics and Communications Certificate.

In 1968 I was employed by GE and after 6 months overseas training as a Numerical Control service engineer. I became responsible for 20% of all the Numerical Control Machines in Australia (there was less than 100 NC machines in 1968) I serviced and commissioned NC machine tools, many the first of their types in Australia.

After 6 years with GE I started my own business Numericon Pty Ltd, the first company in Australia to specialise in Numerical Control. I started in service work, but soon I was asked to retrofit existing machines to NC and CNC.

This led to being asked to design machines that did not exist or were unavailable in Australia. As the components I needed were not readily available in Australia, I had a pick of the best components on the world market and established imports and exclusive distribution rights in Australia for over 12 manufacturers in USA & Europe of sensors, motors, controls, actuators, gear reducers, and tooling.

I imported these parts for our systems and established a spare parts facility for existing NC machines. I was always good at circuit design and machine design seemed to come naturally. Numericon expanded to a maximum of 10 employees.

We became a preferred supplier to Ford Geelong where we automated all the sheet metal blanking lines Our last system at Ford was the design and build of a valve-train assembly line for the Falcon 6 cylinder engine. Our machine was 10 metres long and assembled some 280,000 units.

We introduced the concept of Flexible Manufacture to Australia and designed a high-speed feeder system that was used for many applications such as multi-tool manufacture of steel components, aluminium windows, and tube cutting. Our business was mainly control systems and service, but we built and automated many special purpose machines as well.

We designed a number of CNC sheet metal systems and were able to achieve performance and accuracy matching anything available in the 1980's worldwide. In 1994 we responded to an expression of interest from State Transit following the deaths of two children being caught in closing bus doors.

We designed and installed the first 350 door safety systems in new Sydney buses. The specification we designed became part of the national standard for bus door safety. I retired in 2004 with a record that every system and machine we built worked to customer's specification.

We then spent the next ten years with our Bushtracker Caravan exploring 150,000Km of outback Australia before re-

**Club Member Tom Croucher—elected deputy mayor of Sutherland Shire**

I quote from the St George & Sutherland Shire Leader newspaper: "The Sutherland Shire council elections was due to have been held earlier this month but was postponed by the NSW state government until December 2021 due to the Covid-19 outbreak.



While mayor Steve Simpson's tenure was automatically extended until December, an election was required ... for the position of deputy mayor, which is an optional position. Cr. Forshaw and Cr. Croucher each received seven votes... Following the tied vote, council staff conducted a draw from a

ballot box.

Cr. Croucher who was elected in 2012 and was deputy mayor in 2013-14, will retire from the council at the (December) election.

Cr. Croucher said, while his tenure as deputy mayor would be short, he relished the prospect of serving in the role.

"I look forward to spending the coming months doing everything that I set out to do when I was first to council, and that is doing my utmost to serve the residents of the shire."

Tom, like other members is waiting for the reopening of the workshop so that he can complete his entry for the 2021 Plank Competition.

turning to my love of woodworking.

Neil Matthews

## Ian Rudd's Truck

Due to lockdown and a few too many hospital visits I have not made a thing since the closure of our SWC workshop. But if I go back a few years before I joined the club there are few items that I can revive.



When my Grandchildren were very young, I made a whole series of wooden toys including Fire Engines, Tow Trucks and Aeroplanes. Also, at that time I made this T Model Ford. I recall making this model from some basic plans I found in an old English woodworking magazine.

I remember spending many hours making the wheels which were turned from Jarrah and Red Gum. It was a lot of work at the time and can remember some of the Grandkids sitting on the model and dragging themselves along. I used the pyrograph pen to do the engraving and from memory the model was coated with a polyurethane spray.

The chassis and rear doors are made from West Australian Sheoak, the engine bonnet is Black Heart Sassafras, the grille is Australian Red Cedar and the sides are Kauri.

## Cook Classic Raffle Tickets

From Club Secretary Graham Ethell:

Club members,

I hope you are all keeping sane, safe and healthy.

Remember when you were kids and you had underpants with the days of the week on them? That would be really handy now.

Anyway, do you want to help your Club with some fund raising while we are closed? The Gynea Fair is cancelled again this year and other fund-raising activities will probably be cancelled or curtailed, but we still have recurring expenses to pay, eg rent, electricity, insurance, telephone etc.

Luckily, we have Cook raffle tickets again this year so you can still buy these tickets. Hopefully your chances of winning a prize will be enhanced as other organisations will also have limited ability to sell tickets. There are great prizes again, see the flyer on the next page for more info. They include the major prize of four return economy tickets to anywhere on the domestic Australia network with Qantas, when we are allowed to travel!

I now have supplies of the tickets. As in the past they are \$2 each and a book of 10 is only \$20. Why don't you calculate how much you have saved by not paying door entry fees since the Club was closed in late June and spend some of these savings on tickets? You will help the Club and maybe win a prize as well. If you would like to support the Club, the easiest way I can think of is if you deposit the ticket cost into the Club's bank account, the details of which are:

*Shire Woodworking Club*

*BSB 062164*

*Account No 28006019*

And please include "Cook" and your name in the reference section.

I will then either: write out the ticket butts to your requirements, e-mail you the numbers, and get the actual tickets to you somehow before the draw, (preferred) or get the tickets to you now for you to fill out the butts yourself and then return the butts to me.

If you would also like one or more books to sell privately, please let me know and I'll get them to you.

Thank you and good luck if you buy some tickets.

Regards Graham



imb bank

# COOK COMMUNITY CLASSIC 2021

## RAFFIE PRIZES

\$2 PER TICKET  
\$20 PER BOOK



# CRONULLA BEACH AND CRONULLA PARK

## MAJOR RAFFLE PRIZES!

### 1ST PRIZE

'Destination Australia' – Flying Qantas, four (4) return economy airfares from Sydney to anywhere on the domestic network.

**Donated by Qantas**

PLUS \$1,000 spending money.

**Donated by McDonald's Sutherland Shire Restaurants.**

### 2ND PRIZE

2 nights' accommodation in a Rainforest Suite at Byron at Byron plus breakfast for two (2).

\$200 room credit

\$250 gift voucher for Balcony Bar & Oyster Co

\$300 spa voucher at Eléme Day Spa Byron Bay

Valued at \$2,000.

**Donated by Australian Hotels Association New South Wales.**

### 3RD PRIZE

A VIP tour for up to four (4) people at Sydney Airport. The tour includes a helicopter flight and a unique behind-the-scenes look at the inner workings of the airport. Valued at \$550 per person.

**Donated by Sydney Airport.**

### 4TH PRIZE

\$1,000 worth of Westfield Gift Cards for the ultimate shopping or dining experience.


**Donated by Westfield Miranda.**

### 5TH PRIZE

Cronulla Experience. Two nights accommodation in a one bedroom apartment for two (2) people at Quest Cronulla Beach.

**Donated by Quest Cronulla Beach.**

PRIZE SPONSORS:



100% of proceeds from the IMB Bank Cook Community Classic Raffle benefit various participating not-for-profits, community groups, P&C's and sporting clubs operating in the Sutherland Shire and St George areas. Details of organisations can be viewed at [cookcommunityclassic.com.au](http://cookcommunityclassic.com.au) or on Facebook. The organisation selling any given ticket is the beneficiary of that sale.

PROUDLY SUPPORTED BY:



# COOKCOMMUNITYCLASSIC.COM.AU

# Coming Up!

## Club Calendar

September 2021							9
S	M	T	W	Th	F	Sa	
			1	2	3	4	
5	6	7	8	9	10	11	
12	13	14	15	16	17	18	
19	20	21	22	23	24	25	
26	27	28	29	30			

October 2021							10
S	M	T	W	Th	F	Sa	
					1	2	
3	PH	5	6	7	8	9	
10	11	12	13	14	15	16	
17	18	19	20	21	22	23	
24	25	26	27	28	29	30	
31							

### Legend:

	Committee meeting 12.30 pm
	Club Days—members own projects
	Toy Making—No own projects
	MaxiDays
	First Saturday is Woodcarvers use of the Workshop

## NOTICE BOARD

# SAFETY

**SAFETY FIRST: Members are asked on all club days to bring along and use their personal safety gear. ie. hearing protection, dust mask, eye protection, ensure they are wearing good sturdy protective footwear and no loose fitting clothes.**

**Please note:** the club calendar for October is provisional and is subject to a possible further extension of the current Covid-19 lockdown. Please check your email for updates from the Club's Secretary.

**Are you a procrastinator? Members, have you paid your membership renewal fee for 2021-22 year? If No then your \$30.00 Annual Subscription is now overdue**

How to pay? You have 3 choices:

- Electronic Funds Transfer (EFT), or
- Cash at the workshop (\*), or
- Cheque in the mail or delivered to the workshop(\*)

**EFT payment is the preferred payment method;** want to pay that way?

Contact our Treasurer, Alan Ritchie, for bank account details and other instructions, by:

- ◆ [Text message](#) on 0416 231 809, or
- ◆ [Email: alan.ritchie@live.com.au](mailto:alan.ritchie@live.com.au)

(\* ) The workshop option is not available during the Covid lockdown period

## GyMEA Village Fair

Regrettably, for the second year running, the annual GyMEA Village Fair has been cancelled due to the Covid-19 virus.

This fair is the club's largest fund raising event.

Hopefully, 2022 will be a better year for the Fair and in general in terms of Covid-19 lockdowns.

## Thank you to Kevin Gowen and Gary Healey

A big shout out to both Kevin Gowen and Gary Healey for their great assistance while the Club is closed. Both live nearby and walk past the Club on a regular basis. They are keeping a close eye on both buildings for security and graffiti issues. Kevin also recently cleaned up the outside so it looked like someone loved the building. Thanks to both of you for your assistance. Looks like you've got the job for many weeks to come! Also a couple of the Committee are making irregular checks inside both buildings. No issues to report except that both buildings are looking lonely!

## Members with Birthdays in September

3	James Wind-schuttle
4	Tom Croucher
9	Paul Kennedy
12	Barry Gardner
23	Glen Reeve
25	Brian Harward
28	Roger Dixon

Hope every one of you have a wonderful birthday and lots more of them.



Printed as a community service at the office of  
**SCOTT MORRISON MP**  
 PRIME MINISTER OF AUSTRALIA | FEDERAL MEMBER FOR COOK  
[scottmorrisonmp.com.au](http://scottmorrisonmp.com.au)

