

The Official Newsletter of the SHIRE WOODWORKING CLUB Inc. Reg. No. Y2889524  
"The WORKSHOP", 2B Turriell Bay Road, Lilli Pilli. NSW. 2229  
Workshop Phone 0490 861 606 Membership Enquiries: (02) 9522 7674 Newsletter Editor: Phone 0414 538 475

## **GREAT NEWS**

*The Workshop & Gallery re-opened on Tuesday 12 October 2021*

### **RULES FOR ATTENDING THE WORKSHOP**

*Hello Shire Woodworking Club members, here's the news from Club Secretary Graham Ethell:*

In accordance with the latest NSW Government Health Orders, the Club has now been registered as a "Covid Safe" organisation. As a result, we have been issued with a QR Code for members and visitors to check in, in a Covid Safe way.

Information as to who has checked in using the QR code is not available to the Club.

Therefore, the following entry procedures will apply until further notice.

#### **Firstly, do not attend the Club:**

If you are not fully vaccinated against the COVID virus unless you have a medical exemption.

If you are feeling unwell, or have flu-like symptoms including cold, cough, sore/scratchy throat, runny nose, fever, headaches, general aches or other respiratory symptoms, or have had these in the recent past and not had a Covid test with a negative result.

#### **CHECK IN**

Please continue to register your name in the attendance book, using your own pen, so that the Club has a record of who is in attendance on any day. You should continue to record your temperature reading, and also now note the times in and out and indicate your vaccination status.

**In addition**, members and visitors must check in using the QR code.

For any person who is unable to check in using the QR code for any reason, we have a link to the NSW Health electronic web page on the Club's mobile phone.

There are two options, either the person will have a COVID-19 check-in card, or their details must be recorded manually. There are just a few easy steps in either case, instructions are posted on the kitchen cupboard in the Workshop above the phone.

Alternatively, a number of the Committee members have the link to this web page on their phones and can assist you by using their phone for the check-in process.

We trust none of our members will contract this virus. However, in the unlikely event that you are diagnosed as Covid positive, or you are notified that you are a contact of a person who has the virus, please advise me immediately on 0409 306 963 so that we can alert all other members who might have been in contact with you.

Thank you for your cooperation. The above procedures will hopefully assist in keeping the Club premises safe for everyone in these difficult times.

Graham Ethell  
Secretary

Members please see page 2 for Check In and Covid Safe Procedures

# **CHECK-IN AND COVID-SAFE PROCEDURES**

**Effective 11 October 2021 to 30 November 2021**

## **General:**

- Don't attend the Club if unwell
- Must be fully vaccinated (ie 2 doses) against the COVID virus, unless you have a medical exemption
- Contact Secretary if you contract the virus or are a contact of someone who has.
- Masks are compulsory at all times except when eating or drinking

## **On arrival:**

- Take and record temperature
- Sign the Club attendance book (use your own pen) and pay the door fee
- Check-in using the QR Code – if unable to use the QR Code see a Committee member

## **Physical distancing:**

- Maximum 15 members in the Workshop and 20 in the Gallery
- Maximum 3 members in Gallery kitchen
- Maintain 1.5 metres physical distance from other members where possible at all times
- Avoid physical greetings such as handshakes

## **Ventilation:**

- Open all doors and windows
- Direct the wall fans to the floor or ceiling and turn off oscillation
- Ensure the filters in ceiling dust collection fans are regularly cleaned

## **Hygiene:**

- Use hand sanitising gel frequently
- Regularly clean high touched surfaces with cleaning products supplied
- Only use your own tea/coffee cup

Refer to the Club's Covid-19 Safety Plan (posted in both buildings) if you need further elaboration on any of the above.

By order of the Committee  
11 October 2021

### **Tentative schedule for holding various delayed events**

Further details in relation to both events will be provided to members closer to each event. Watch for club emails and the November newsletter.

EVENT	DATE
<b>Plank Competition Judging</b>	13th November 2021
<b>Annual General</b>	11th December 2021

**CLUB COMMITTEE:**

**President:** Ian Rudd  
**Vice President:** Malcolm Armstrong  
**Secretary:** Graham Ethell  
 Telephone 9522 7674  
**Treasurer:** Alan Ritchie  
**Committee Members:** Ray De Marco, Roger Dixon & Barry Gardner

**SUB-COMMITTEES & Auxiliary Positions**

**Assistant Secretary:** Roger Dixon  
**Assistant Treasurer:** Roger Walsh  
**Project Sub-Committee:** Bob Davis, Barry Gardner, Alan Ritchie & Ray Tregoning.  
**Librarian:** Roger Walsh  
**Safety Officers:** Ray De Marco, Roger Dixon, David Edwards, Graham Ethell, Alan Ritchie, Ian Rudd & Ray Tregoning.  
**Welfare Officer:** Peter Mott  
**First Aid Officers:** Graham Ethell & Alan Ritchie  
**Newsletter Editor:** Maurice Smith  
**Assistant Newsletter Editors:** Ray De Marco & Roger Walsh  
**Catering Officers:** Richard Cain, Michael Green, Steve Lansley, Trevor Lewis, Neil Mathews, Lynn Messenger & Roger Walsh  
**Equipment & Training :** Roger Dixon, David Edwards, Neil Mathews, Terry Murphy, Alan Ritchie, Ian Rudd, Ray Tregoning & James Windschuttle  
**Raffles:** Peter Mott  
**Exhibitions Sub-Committee:** Malcolm Armstrong, Roger Dixon, Graham Ethell, Steve Lansley, Lynn Messenger, Maurice Smith & David Whitney  
**Property Sub-Committee:** Richard Cain, Roger Dixon, Graham Ethell, Bob Quigley, Ian Rudd, & Ray Tregoning  
**Toymaking:** Malcolm Armstrong, Barry Gardner, Gary Halder,, Steve Lansley, Lynn Messenger, Glen Reeve, Reno Scriberras, Maurice Smith, Ken Tyson & Roger Walsh  
**Woodcarvers' Liaison:** Ron O'Malley

**Presidents report October 2021**

12th October saw the reopening of the Clubhouse and Gallery but there will be certain restrictions in place to meet our Covid Plan. All members will have received an email outlining the conditions of entry and I remind all members to abide by the conditions. I look forward to again seeing our members at work in the clubhouse completing their individual projects. After such a long break, please remember to take a few moments and ensure that you are operating machinery and tools in a safe manner.

We have had a large collection of high-quality books and magazines donated to the club and I urge members to have a browse of these items and maybe get some inspiration for new projects or just gain more knowledge on woodworking techniques. The books are stored in the Gallery cupboards and are available for everyone. Don't forget to sign for them if you want to borrow one.

I would like to call on all toymakers to help to increase our stocks of toys. We need additional toys for our own Gallery sales as well as toys for The Children's Hospital Randwick. Lockdown has meant there has been no toymaking activity at the club. During the lockdown a number of members have made toys in their own workshops and their efforts are indicative of the spirit of our club. My thanks to all those members who have made toys these past three months.

We had made a request to Sutherland Shire Council for the removal of the large overhanging tree at the rear of the workshop. The tree had a significant root system under our buildings and as the Council are updating the adjacent netball courts the tree has been completely removed. The tree was in poor condition and frequently dropped sizeable branches onto our roof and the rear of the building. The tree removal means that when we finally proceed with the eventual joining of the workshop and gallery, the foundations will not be impaired by the tree.

Good to be slowly getting back to the new normal.

Happy woodworking

Ian Rudd  
 President

If you would like to receive this  
 Newsletter please email the editor at  
**[theshirewoodworkingclub@gmail.com](mailto:theshirewoodworkingclub@gmail.com)**

or if you have an article that you think would be suitable for publication in this newsletter your Editor would be most pleased to receive it.

**Donation of tools recently received**

Editor here: Towards the end of September I was contacted by a Woollooware resident about the Club accepting a donation of power tools. As he lived quite close by I visited him and after chatting with Matt I was delighted to take delivery on behalf of the club the following:

- A large Hitachi angle grinder
- A Ryobi Router
- A small Ryobi drop saw
- Skil-Sher circular saw
- Hitachi Battery operated drill and torch
- Numerous other smaller items.

Matt, on behalf of the Club, thank you for your generous donation.

# SHOW & TELL

## Neil Mathews has taken to building timber art pieces



I was looking for a lockdown project when I found plans for an "Infinity Knot".

Yes, I actually built something from a plan and it worked! Earlier this year I cut up some strips of 30x30 pine for a job that didn't happen, perfect for this project.

It's quite simple, 12 pieces and three sizes and a total length of 1920mm. Each piece is cut at 45° on one end then rotated 90° and cut 45° on the other end.

I decided to dowel each joint for strength and then spent an entire day trying to figure out how to make a jig so this would be possible. Each dowel hole has to be exactly in the centre of the bevel and exactly the same length from the sharp end. I made the jig from a piece of 30x40 hardwood screwed to a piece of bent 3mm aluminium.

The work piece is positioned in the 45° angle of the jig and then clamped in the vice to be drilled. This worked perfectly for a while, but as you would probably know the jig hole in the hardwood is going to move. This meant having to file a bit off the dowels to make the 45° angles join up properly. I joined all the bits up and yes it was going to work, but once I pulled it apart the sequence could get lost while gluing it together.

To overcome that, I numbered all of the parts on the drawing 1-12 and did the same on the workpiece. I assembled it in 4 blocks of three. Then the next day I

assembled it into 2 blocks of two.

The next day it seemed impossible to assemble 2 blocks into one. I had to remove the dowels to make this happen, then insert one dowel, clamp and glue it together. Next day when the clamps came off I was pleased to see that the final join had a gap of 1.5 mm and just 4mm out of line.

It was not possible to get a dowel in, so I used a glue syringe to get the glue into the 1.5 mm gap. When the final clamps were removed I was pleased with the result.

It was a bit useless because there was no way it could stand up and what could you do with it?. So I made a base from 25mm hardwood, put a 5mm stainless steel pin in the centre and drilled a hole at an angle in one corner to make the project a rotating "work of art"

## Kevin Gowen has built a bird nesting box

Kevin reports "Last year I built a couple of nesting boxes at the Club to suit rainbow lorikeets. The boxes were installed up in several trees at home. A lorikeet pair found the front garden box about 6 weeks ago and have now set up 'home' in it. I used some lorikeet birdseed and nectar mix as an attractor. The back garden box hasn't been occupied yet.

The lorikeets are constantly in and out of the box. I hope there are some eggs up there (they normally lay two). I guess we'll find out in a few weeks if Jenny and I will be 'lorikeet grandparents'".

Editor here: Kevin we look forward to further reports about your grandparent status.





## Another Community Project

President Ian Rudd, reports: "Our club was approached during the recent Covid Lockdown by the Sutherland Shire Council to see if we could produce a large donation box for an organisation called The Reconnect Project. The purpose of the box is to be a drop off point for used laptops, tablets, mobile phones and chargers.

The Reconnect Project have a team of people who are able to repair and refurbish electronic devices that can then be given to disadvantaged students or needy families in the community. These boxes will be located in various council buildings including local libraries. The basic design had been drawn up for The Reconnect Project and from that our club has managed to make the first prototype. Ray Tregoning quickly came to grips with how best to construct the box and in no time at all had produced this high-quality item.



The founder of Reconnect Project, Annette Mayne met Ray and Ian at the Sutherland Shire Council building for the handover as pictured above. A close-up of the box is shown in the adjacent column. The whole project was coordinated by SSC Community Development Advisor Nicole Butterfield."

*Editor here:* I was intrigued by The Reconnect Project so I went to their website to read about their great work. You will find it at:

<https://thereconnectproject.com.au/>

## Covid lockdown has not slowed Peter O'Connell in his woodworking

Peter O'Connell has produced another one of his suitcases, but with several differences.

This case's sides are 19mm pine while the top and bottom are from beech panels. He has also incorporated another innovation, a folding handle. The handle and supports are made of laminated layers of laser cut 3mm ply, with the swivel pins being from 6mm brass rod.

The suitcase has a valve tester built into it. Some of the electronics are mounted on the base of the suitcase, while other parts are attached to the underside of the plywood panel.



Part of the wiring is traditional "point to point" wiring, while much of the wiring on the underside of the plywood panel uses "adhesive backed copper tape" as bus bars. The copper tape is sold in gardening stores to control snails in the garden.



The tester was made to test 12AT7 and 6BM8 valves that Peter uses in building his own radio transmitters.

Acting on the advice from David Edwards and Roger Dixon, the suitcase was finished off with several coats of Danish Oil.



**Coming Up!**

**NOTICE BOARD**

**SAFETY**






**SAFETY FIRST: Members are asked on all club days to bring along and use their personal safety gear. ie. hearing protection, dust mask, eye protection, ensure they are wearing good sturdy protective footwear and no loose fitting clothes.**

**Club Calendar**

October 2021							10
S	M	T	W	Th	F	Sa	
					1	2	
3	PH	5	6	7	8	9	
10	11	12	13	14	15	16	
17	18	19	20	21	22	23	
24	25	26	27	28	29	30	
31							

November 2021							11
S	M	T	W	Th	F	Sa	
	1	2	3	4	5	6	
7	8	9	10	11	12	13	
14	15	16	17	18	19	20	
21	22	23	24	25	26	27	
28	29	30					

**Legend:**

	Committee meeting 12.30 pm
	Club Days—members own projects
	Toy Making—No own projects
	MaxiDays
	First Saturday is Woodcarvers use of the Workshop

**The Gallery is re-opening for sales**

The club's Gallery Sales Shop will re-open on normal schedule for sales to the public.

All members of the public entering the Gallery are required to follow NSW State Government rules for attending indoor venues.

This includes using the club's QR code, being masked and following the 4 square meter rule.

**13 November 2021 MAXIDAY THEME**  
**Judging for the 2021 Plank Competition.**

**Cook Classic Raffle Tickets,**

We have Cook raffle tickets again this year so you can still buy these tickets. Hopefully your chances of winning a prize will be enhanced as other organisations will also have limited ability to sell tickets. There are great prizes again; they include the major prize of four return economy tickets to anywhere on the domestic Australia network with Qantas, when we are allowed to travel!

We have supplies of the tickets. As in the past they are \$2 each and a book of 10 is only \$20. Why don't you calculate how much you have saved by not paying door entry fees since the Club was closed in late June and spend some of these savings on tickets? You will help the Club and maybe win a prize as well. If you would like to support the Club, the easiest way I can think of is if you deposit the ticket cost into the Club's bank account, the details of which are:

**Shire Woodworking Club**  
**BSB 062164**  
**Account No 28006019**

And please include "Cook" and your name in the reference section.

I will then either: write out the ticket butts to your requirements, e-mail you the numbers, and get the actual tickets to you somehow before the draw, (preferred) or get the tickets to you now for you to fill out the butts yourself and then return the butts to me.

If you would also like one or more books to sell privately, please let me know and I'll get them to you.

Thank you and good luck if you buy some tickets.

Regards

Graham Ethell

**Members with Birthdays in October**

Day	Member
3	Ron O'Malley
5	Anthony Boyd
6	Peter O'Connell
7	Lars Hoffmann
10	Tony Fleetwood
31	Bradley van Luyt
31	David Whitney

Hope every one of you have a wonderful birthday and lots more of them.



Printed as a community service at the office of  
**SCOTT MORRISON MP**  
 PRIME MINISTER OF AUSTRALIA | FEDERAL MEMBER FOR COOK  
 scottmorrisonmp.com.au

