

The Official Newsletter of the SHIRE WOODWORKING CLUB Inc. Reg. No. Y2889524
"The WORKSHOP", 2B Turriell Bay Road, Lilli Pilli. NSW. 2229
Workshop Phone 0490 861 606 Membership Enquiries: (02) 9522 7674 Newsletter Editor: Phone 0414 538 475



Acoustic guitar made by member Gary Bye has been donated to the Club.

Come to the MaxiDay on Saturday 14th May to hear member Gary Bye tell us about the guitar he has made. This lively and lovely guitar has been tested by several guitar playing club members and was pronounced as "beautiful".

Gary tells your editor that he doesn't play the guitar, maybe we can prevail on him to at least strum a few chords.

This lovely creation contains some of the recycled billiard table donated to the club come months ago. Nice to see how the recycled timber has been incorporated. Come to MaxiDay Saturday 14th May to learn more!

The committee gratefully acknowledges Gary's wonderful gift but hasn't made a decision about the guitar's future. What are your thoughts?

BIG SALE DAY COMING UP

Federal election day, 21st May. will see the Club's Gallery open early in preparation for a large day where the stock therein will be for sale. FYI, the public school next door is a polling station and there will be lots of foot traffic of local residents going past the front door to discharge their voting duties.

The Club will have a display of items outside the Gallery as an enticement for the public to enter the Gallery to view our items for sale. The details of the opening hours and so on will be arranged at the coming MaxiDay on 14th May. We need members to volunteer a few hours of their day to help out in the Gallery. Contact Secretary, Graham Ethell if you're able to assist.

Further details can also be emailed to members a few days before Election Day.

CLUB COMMITTEE:

President: Ian Rudd
Vice President: Malcolm Armstrong
Secretary: Graham Ethell
 Telephone 9522 7674
Treasurer: Alan Ritchie
Committee Members: Roger Dixon, David Edwards
 Maurice Smith

SUB-COMMITTEES & Auxiliary Positions

Assistant Secretary: Roger Dixon
Assistant Treasurer: Roger Walsh
Project Sub-Committee: Barry Gardner, Alan Ritchie,
 Bob Quigley & Ray Tregoning.
Librarian: Roger Walsh
Safety Officers: Roger Dixon, David Edwards, Graham
 Ethell, Alan Ritchie, Ian Rudd & Ray Tregoning.
Welfare Officer: Peter Mott
First Aid Officers: Graham Ethell & Alan Ritchie
Newsletter Editor: Maurice Smith
Assistant Newsletter Editors: TBA
Catering Officers: Richard Cain, Steve Lansley, Trevor
 Lewis, Lynn Messenger, Neil Mathews, & Ray Tregon-
 ing
Equipment & Training : Roger Dixon, David Edwards,
 Neil Mathews, Alan Ritchie, Ian Rudd, Ray Tregoning
 & James Windschuttle
Raffles: Peter Mott
Exhibitions Sub-Committee: Malcolm Armstrong, Roger
 Dixon, Graham Ethell & Mike Green
Property Sub-Committee: Roger Dixon, David Ed-
 wards, Graham Ethell, Bob Quigley, Alan Ritchie &
 Ray Tregoning
Toymaking: Malcolm Armstrong, Barry Gardner, Gary
 Halder, Steve Lansley, Neil Matthews, Glen Reeve,
 Reno Scriberras & Maurice Smith.
Woodcarvers' Liaison: Don Williams

Message from Betty Wick-ens, wife of our centenari-an Doug Wickens

I am writing to thank all of you so much for the help you have given to Colin and I regarding Doug's Workshop. He had big ideas of what he still wanted to do, but age, health and time ran out on him. It's wonderful that you have been able to use some of the things, that he made him very happy. Also I hope who took some enjoy it as well. Also glad that what was left will go to Bundeena Men's Shed.

Doug spent many happy hours with you. I won't try and mention you all by name but do appreciate your care and help,

Regards Betty

If you would like to receive this Newsletter please email the editor at theshirewoodworkingclub@gmail.com or if you have an article that you think would be suitable for publication in this newsletter your Editor would be most pleased to receive it.

MAXIDAY: SATURDAY 14 May 2022 AGENDA

8:45am	Open Lilli Pilli Workshop
9:00am	Monthly Meeting
9:30am	Video — Ian's selection, incl Table Saw safety, featherboards and push sticks
10:00am	Morning Tea
10:30am	Show & Tell
11:00am	Presentation by Gary Bye on guitar making
12:00noon	How plywood is made
12:30pm	Lunch –
1:00pm	Why do we keep activating SawStop safety cartridges?
1:30pm	Raffle Draw
1:45pm	Members projects
3.00pm	Workshop Close

President's Report for May 2022

We have had too many incidents where the Saw Stop cartridge has been activated. Although we have sent the expended cartridge for analysis by Saw Stop there has been no clear feedback that has been conclusive showing why the function has been activated. We do know that in some instances this has occurred while members have been cutting thin strips on the table saw and not using featherboards. In some cases the correct push sticks have not been used and this has resulted with kick back occurring. When cutting strips please use the correct jig that is designed for this purpose. This jig is very accurate and simple to use and ensures that your hand is gripping the handle at a safe distance from the blade. We will purchase a MicroJig Gripper Push Pad that provides additional safety when ripping on the table saw. Instructional videos of this item will be shown at our May Maxi Day meeting.

The Plank Competition is on again this year and I would encourage any member to take a plank and make a toy. The rules are simple. The toy you make becomes an item for the club. Every year the standard of entries improves and the items are either sold to contribute to club funds or the items are donated to The Children's Hospital Randwick or one of our local community organisations. Please donate some of your time spent at the club for the benefit of the club.

A reminder to all members to please clean down machines after use and to ensure dust gates are opened when using machines and closed on completion of your work. Make a habit of sweeping up sawdust from around machines you have used and leave benches clear and clean when you leave the workshop.

Happy Woodworking

Ian Rudd

President



A visit to the 2022 Sydney Royal Easter Show produced some very interesting surprises.

Geoff Tong was prominent with two entries, pictured at right, both winning ribbons. Congratulations Geoff.

The following is a montage of some of the wood related entries at the Show.



Some familiar names from our friends at Oyster Bay were also seen amongst the winning entries including Merv Larsen and Ken Jones.

Do these entries inspire you to enter the 2023 Show? You have to be in it to win a prized ribbon.
Barry Gardner



CLUB NEWS

We have acquired a Moisture Meter

Report by David Edwards: "At the April committee meeting, a suggestion was made that the club purchase a wood moisture meter and I was tasked with researching and recommending a suitable model.

I was a bit overwhelmed by the variety of moisture meters that popped up in my Google search, but the search did take me to the website of the Delmhorst Instrument Company in the USA (www.delmhorst.com), where they have a "Moisture Meters 101 eGuide". I downloaded the eGuide and shortly after, I received an email from Tom Laurenzi, Delmhorst's Director & CEO to say he was referring me on to their Australian distributor. Still being a bit overwhelmed, I replied to Tom and explained that I belong to a community based wood-working club with mainly hobbyist woodworking, and asked him for his recommendation for a suitable moisture meter for our purposes.

Much to my delight, I received an email a few days later from Tom's Australian distributor, Toby Bredhauer of Carpet Cleaners Warehouse (www.ccwonline.com.au), to say that Tom wanted to donate a Delmhorst J-Lite Moisture Meter to the club. The meter is now at the club and it is very simple and easy to use. My thanks go to Tom for his very generous donation to our club (all the way from the USA!!), and to Toby and Lee Baigas for organising the logistics."



Why do we need a moisture meter? Several reasons:

1. Knowing the moisture content allows you to know if timber is likely to shrink, warp, crack, etc.
2. Our SawStop saws may stop working if the moisture content is too high. It is possible to overcome this issue by bypassing the Safety cartridge.

If you're really interested in moisture meters use your internet search skills and search for "6 Reasons Woodworkers Need To Use A Moisture Meter" for a detailed look at why moisture meters are useful.

FACEBOOK and the Club

Did you know that the Club has 2 FaceBook pages:

- ◇ A public facing page where any FaceBook user is able to find the Club and see some of our details and upcoming events
- ◇ A closed group dedicated to Club members use only.

In relation to the latter group, member David Edwards advises:

During the Covid lockdowns last year, it was decided to create a SWC Members Group so that we could keep in touch with each other. Posts to the group site could be about anything; including your woodworking projects, interesting YouTube videos, members health, life and family events, or just general sharing of ideas and news. The group is still going and all members are encouraged to join and to contribute to its content. To do so, paste the link below into your internet browser to take you to the group site, and then click the blue "Join Group" button.

<https://www.facebook.com/groups/540319010382941/>

SHOW & TELL

Ian Rudd has made some laser cut signs for the Children's Hospital



Matt, from the Randwick Children's Hospital, asked us to make some signs for some children who require multiple hospital stays in their treatment program. The photo above show the prototypes which are being tried.

David Johnson made a collapsible wooden basket on a bandsaw

Member, David was proud to show off a wooden basket he made some years ago on a bandsaw.

The first photo shows David with the basket in use, the second photo shows the basket in its collapsed state Nice illustration of a simple design, well executed.



Soldier Silhouette at Bunnings Taren Point

Several members sent me photos (thank you to all) of the soldier silhouette on display at our nearby Bunnings store at Taren Point. The making of this item by member Ray Tregoning was featured in last month's newsletter.



Pictured above with the silhouette on display at Bunnings is Ray Tregoning's wife Gayle (on left in case you're wondering) and Gayle's mum, Joan (who made the red poppies).



SHOW & TELL

A unique cutting board by Ray Tregoning



This board was made as a gift to a friend of mine, Ian. I used to race Fireball sailing boats against him and his brother (they very rarely finished in front of us) in the 1970's. He went to England as young people did in

those days, worked there all his life with occasional trips to Australia to visit his mother and brother with a few days to stay with Gayle and myself.

This board is made from American White Oak, Murray River Red Gum and Hoop Pine. It was laser engraved by Ian Rudd with "Denise & Ian's Australian Adventures 2022" and a map of NSW with an arrow pointing to Como. It is finished with Stella Food Grade Mineral Oil -15 designed for food utensils and timber bowls and platters.

I hope he will have no problems taking it into England on his return. To assist if questions are raised, I have provided him with a laminated list of materials.



Neil Matthews has been busy, as usual

The first item is a "Height Adjuster" for a simple router table like the Aldi unit recently



donated to the club. The procedure after changing a router bit is to unclamp the router, raise it a little higher than you need and clamp the router. Place the lifter firmly under the router, unclamp and lower the 'lifter' to the required height of the router bit, clamp the router and start work.

The second item, "Where Is It?" is the latest version of my previous list of tools and equipment in the workshop. I have been a member of the Woodies for about ten years and like most of our members I never knew exactly what we had or where to find things. I firstly set about sorting out tools into some order and removing and disposing unwanted surplus tools. In doing this I started making a list of what we had and where to find it. The "Where Is It?" list is laminated and hangs up on the end of the shelf where we check in. On each page I have included a drawing of locations in the workshop that each item on the list refers to.

I hope it works for you.

SHOW & TELL

Maurice Smith made a games table and a lamp

Maurice reports: I was inspired to make the table shown, when quite a few sets of the legs on the table were donated to the Club. As the legs were tapered, glued and nailed they could only be used legs for small furniture. So, I was inspired to look for some furniture to build. On looking through one of the books in our library I saw a games table photograph. Although the book has plans for the table, I decided to make the table without those plans. The photo shows the result.

The lid lifts off to expose a storage area where toys can be stored. The top has a checkerboard setting, I cheated with the top, by painting the black squares. I used quite a large quantity of masking tape over multiple sessions.

The table has been claimed by my daughter-in-law for use of my grand-children.

The table lamp is another in my series of lamps, this one has been finished in a different manner. This time, I painted both the frame and the panels. The painting was complete before attaching the Japanese

rice paper to the panel. At present no decision has been made as to its final disposition.



NOTICE BOARD – OVERFLOW

Replacement Metal Detector now on hand

The Club's previous metal detector failed for reasons unknown, we have purchased a replacement which displays a bright red laser line to indicate where metal is detected. It's stored in the same place as the previous one.

Members, do you have a few hours once a month to assist in the Gallery store?

Hi members, we need your help. We need to set up a roster of members who can attend the Gallery shop during it's opening hours to assist potential purchasers; by talking with them about the items for sale and assisting in processing sales. If you can assist then drop the editor an email at theshirewoodworkingclub@gmail.com telling us what day(s) you can assist. Any and all help will be well received.

Members, a Reminder about the monthly Toy Making day

The last Thursday of each month is a day in the workshop dedicated to toy making. The toys can be for the hospital or for sale by the Club. If you want to come along but don't have a toy to make, the club has an extensive library of plans for toys.

Several members are celebrating their 90th birthday soon. So there will be a party to acknowledge this amazing achievement.

When: Tuesday 17th June

Where: when you book you will be given the details

Cost: \$50.00 in cash paid to the Club's treasurer at least one week before the event

Menu: You will pre-select your meal from the menu when you book

SAFETY







SAFETY FIRST: Members are asked on all club days to bring along and use their personal safety gear. ie. hearing protection, dust mask, eye protection, ensure they are wearing good sturdy protective footwear and no loose fitting clothes.

Club Calendar

May 2022							5
S	M	T	W	Th	F	Sa	
1	2	3	4	5	6	7	
8	9	10	11	12	13	14	
15	16	17	18	19	20	21	
22	23	24	25	26	27	28	
29	30	31					

June 2022							6
S	M	T	W	Th	F	Sa	
			1	2	3	4	
5	6	7	8	9	10	11	
12	PH	14	15	16	17	18	
19	20	21	22	23	24	25	
26	27	28	29	30			

Legend:

	Committee meeting 12.30 pm
	Club Days—members own projects
	Toy Making—No own projects
	MaxiDays
	Club Day & Woodcarvers Evening
	First Saturday is Woodcarvers use of the Workshop

Important date for your diary

All readers, mark this date in your diary today:

When: 30th October 2022
What: Gymea Village Fair
Why: This is an important fund raising day; due to the Covid pandemic the 2 previous days were cancelled.

14th May 2022 MAXIDAY THEME

Guitar Making with member Gary Bye

2022 Plank Competition Planks are ready to collect

The planks have been purchased and are on hand. If you intend to participate in the competition come in to collect your plank. If you need inspiration to decide what to make the Club has a good collection books devoted to wooden toys.

Annual Timber, Tools & Artisan Show

Early bird purchase of entry tickets for the annual *Sydney Timber, Tools & Artisan Show* are available on-line until 31 May. This event, was cancelled in both 2020 and 2021 due to the Covid pandemic, will be held at Rosehill Gardens Racecourse on 10, 11 and 12 June. Definitely worth a visit. Your editor will be attending the event (with credit card in hand) and will report in due course.

Members, your \$30.00 subscriptions will be due to be paid by 30 June.

Payment by electronic funds transfer is preferred. Contact our Treasurer, Alan Ritchie, for bank account details and other instructions by:

- ◆ text message on 0416 231 809 or
- ◆ Email: alan.ritchie@live.com.au

More news on page 7

Raffle winners at April 2022 Maxi-Day	
1.	Ray De Marco
2.	David Johnson
3.	Malcolm Armstrong

Members with Birthdays in May

Day	Member
6	Nader Ghazi
10	Ken Tyson
10	Steve Shakeshaft
14	Conal Downey
24	Bob Davis
26	Peter Mott

Hope every one of you have a wonderful birthday and lots more of them.

