

The Official Newsletter of the SHIRE WOODWORKING CLUB Inc. Reg. No. Y2889524
"The WORKSHOP", 2B Turriell Bay Road, Lilli Pilli. NSW. 2229
Workshop Phone 0490 861 606 Membership Enquiries: (02) 9522 7674 Newsletter Editor: Phone 0414 538 475
Email: theshirewoodworkingclub@gmail.com

**Members, September is the last chance to pay
your membership fees for 2022-23**

**2022 Plank Competition
Judging Day is Saturday
10 September**

Activus group visit to our Workshop and Gallery



On 10 August we had a visit from a group of men who use the Activus transport system. After morning tea we split the group into two, half were given a tour of the workshop while the other group toured the Gallery. After about 45 minutes the group swapped locations so that all the visitors were given a great overview of what we do and saw all of our equipment.

Our visitors were particularly intrigued by the laser cutter as well as all the modern equipment. The Club members who interacted with our visitors also enjoyed the experience.

Tony, the organiser of the visit enjoyed seeing his clients very interested in the workshop and Gallery and may repeat the visit but this time with lady clients.

Cash for Cans or Hanging Cash

The workshop has acquired a yellow lidded recycling wheelie bin, and its located outside the workshop near the dust extractor. The aim is to add cash to the club's coffers.

All we need to do is bring in our 10 cent refundable plastic bottles, aluminium cans and beverage bottles and place them in the bin. When the bin is full we'll take the bin to a "return & earn" outlet, cash in the contents and start over again.

CLUB COMMITTEE:

President: Ian Rudd
Vice President: Malcolm Armstrong
Secretary: Graham Ethell
 Telephone 9522 7674
Treasurer: Alan Ritchie
Committee Members: Roger Dixon, David Edwards
 Maurice Smith

SUB-COMMITTEES & Auxiliary Positions

Assistant Secretary: Roger Dixon
Assistant Treasurer: Roger Walsh
Project Sub-Committee: Barry Gardner, Alan Ritchie,
 Bob Quigley & Ray Tregoning.
Librarian: Roger Walsh
Safety Officers: Roger Dixon, David Edwards, Graham
 Ethell, Alan Ritchie, Ian Rudd & Ray Tregoning.
Welfare Officer: Peter Mott
First Aid Officers: Graham Ethell & Alan Ritchie
Newsletter Editor: Maurice Smith
Assistant Newsletter Editors: TBA
Catering Officers: Richard Cain, Steve Lansley, Trevor
 Lewis, Neil Mathews, Lynn Messenger & Ray Tregon-
 ing
Equipment & Training : Roger Dixon, David Edwards,
 Neil Mathews, Alan Ritchie, Ian Rudd, Ray Tregoning
 & James Windschuttle
Raffles: Peter Mott
Exhibitions Sub-Committee: Malcolm Armstrong, Roger
 Dixon, Graham Ethell & Mike Green
Property Sub-Committee: Roger Dixon, David Ed-
 wards, Graham Ethell, Bob Quigley, Alan Ritchie &
 Ray Tregoning
Toymaking: Malcolm Armstrong, Barry Gardner, Gary
 Halder, Steve Lansley, Neil Matthews, Glen Reeve,
 Reno Scriberras & Maurice Smith.,
Woodcarvers' Liaison: Don Williams

Librarian's Report

Did you know that the Club has a large collection of older woodworking magazines; in addition to the Club's contemporary subscription to Fine Woodworking.

Among the titles held are:

- Australian Woodworker
- Wood Turnings
- Good Woodworker
- Furniture & Cabinet Making
- Australian Woodsmith
- Woodcraft
- Australian Wood Review

These magazines are held in the storeroom adjacent to the Gallery Kitchen and are available to borrow.

If you would like to receive this Newsletter please email the editor at theshirewoodworkingclub@gmail.com or if you have an article that you think would be suitable for publication in this newsletter your Editor would be most pleased to receive it.

**MAXIDAY:
 SATURDAY 10 SEPT 2022
 AGENDA**

8:45am	Open Lilli Pilli Gallery
9:00am	Monthly Meeting
9:30am	Safety Presentation
9.50am	Aldi Table Saw for sale
9:50am	Video — President Ian's selection
10:00am	Morning Tea
10:30am	Members who have entered the Club's Annual TOY MAKING PLANK COMPETITION Judging introduce their entry
11:30am	Members and guests to vote on the competition entries
12:00noon	Lunch –
1:00pm	Announcement of Plank Competition winning entries
1:30pm	Raffle Draw
1:45pm	Members projects
3.00pm	Workshop Close

Presidents Report

Our thanks to Bunnings Caringbah for the opportunity in August to have a display stall inside their store. We were able to display a wide range of items made by our members and generally promote our club to the community. It was also a valuable opportunity to raise some funds and seek new membership. Thanks to all the members who gave their time to man the stalls and help with the organising and setting up the display.

This year we have welcomed a number of new members and it is pleasing to see new ideas and skills that new members bring to the Club. Maintaining timely induction procedures for new members is always a challenge and my thanks to the members who assist in carrying out the induction procedures. There is a chart on the office door showing the induction status for all members.

Our safety procedures are being reviewed and Dave Edwards is heading up a team that will introduce a continuous Risk Management approach to all aspects of safety at the Club. The aim of this team is to provide the safest environment for all our members and your cooperation is vital to ensure every member understands their responsibility for safety.

A reminder to always carry out a dry run when using equipment. We all become too familiar with machinery and assume everything is ready to go. Take a moment to look at what you are about to do and visualise is it safe.

At the end of October the Club will have a stall at the Gynea Village Fair. In past years this has proven to be our major fundraising event and we will need some volunteers to assist on the day.

Happy Woodworking
 Ian Rudd, President



Club Room: 2B Turriell Bay Rd
Lilli Pilli 2229
Postal address: 13 Roma Place
Sylvania 2224
e-mail: gethell@bigpond.net.au
Phone: (02) 9522 7674

NOTICE OF 23rd ANNUAL GENERAL MEETING

The Twenty-third Annual General Meeting of the Shire Woodworking Club Inc. will be held

At: The Gallery, 2D Turriell Bay Road, Lilli Pilli 2229
On: Saturday 8 October 2022
At: 10.30 am.

AGENDA

1. To observe one minute's silence as respect for the late Ken Tyson.
2. To confirm the Minutes of the 22nd Annual General Meeting held 18 December 2021.
3. To receive the President's Report for the year ended 30 June 2022.
4. To receive the Financial Reports for the year ended 30 June 2022.
5. To elect Office Bearers and Ordinary Committee Members for the ensuing year.

By Order

A handwritten signature in black ink, appearing to read "G. Ethell", with a horizontal line underneath.

Graham D. Ethell
Secretary
6 September 2022

Bunnings Taren Point Expo

Sunday 28 August saw club members manning several tables displaying some of the best items for sale from the Gallery. The Expo came as a result of an invitation from Bunnings Taren Point store (familiar to many members). We were invited to display items for sale as well as talk with Bunnings customers about our club. This was our first external fund-raiser since Covid arrived in NSW.

We were well equipped with club flyers, sales promotion pamphlets and our newsletters. Members of the public visiting our table were educated about our club, our products for sale and our community work. We believe that the day was a success.

As a result of our display we had successful sales, as well as numerous enquiries about club membership. We also had small give-aways for young children, these were quite popular. Most of the give-aways were produced on the laser cutter. We anticipate that enquiries about membership will result in new members in the near future.



Photo above shows several of the club members who greeted Bunnings customers.

Bunnings Sausage Sizzle

On our second external fund raising day since Covid first hit we encountered a cold rainy day on 3rd September. The location of the BBQ in the covered car park meant that we were dry but certainly not hot. Despite the inclement weather, the fund raiser day was a success.

As expected, the day started slowly but became busier as the morning progressed. During the lunch rush period the cooks were barely able to keep up with the demand for sausages and onions. Club members were thick on the ground working on the many tasks needed to ensure a successful sausage sizzle.

Thanks to all the members who helped make the day such a success. *Pictured opposite, some of the BBQ team setting up.*

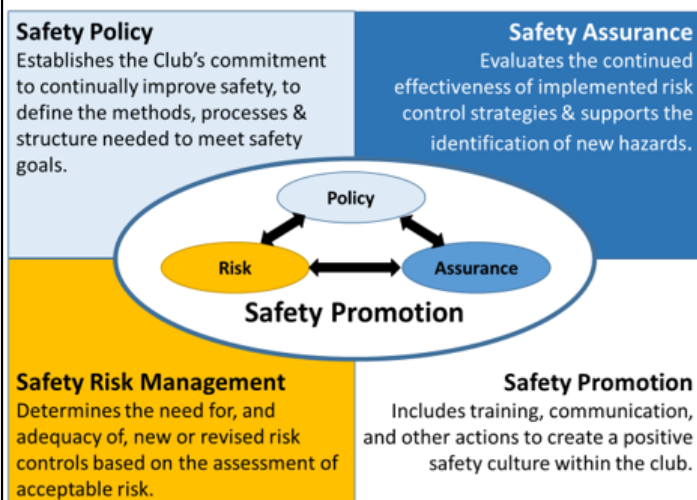


Refreshing the Club's safety focus

Over the years our club has had various safety and housekeeping processes in place to bring them to front of mind for members. Over time, these processes have fallen off the radar and in recent months there have been several instances of real accidents or near misses in the workshop.

These incidents spurred the Club Executive to renew the focus on safety by re-establishing a Safety Committee whose focus is on identifying how to make safety the number one priority for all people who attend the workshop.

The Safety Committee is considering the Club's past policies and processes. Essentially it will be starting afresh by using contemporary information technology to introduce an on-going Safety Management System (SMS) that is scaled to suit our Club. This diagram below (adapted from FAA USA) provides a visual representation of an SMS and the relationships between the key components of Policy, Assurance, Promotion, and Risk.



So how are we going to do this? Well, there's a number of things being developed.

1. Firstly, the Safety Committee can't do it alone. It needs club members to be proactively involved as safety is the responsibility of everyone, and not only that, as we are all volunteers, we need to share the load.

2. An Audit program is being developed so that on a regular basis the various elements of the club's facilities and operations are checked for safety. These audits will be conducted by a Safety Committee member and with a different club member each time. The results of these audits will be shared with members via this newsletter.

3. A Safety Interaction program is also being developed whereby on a regular basis, a Safety Committee member and a club member will interact with another member who is using a piece of the club's machinery. This will be done in a non-confrontational way so that good practices are acknowledged and reinforced, and opportunities for improvement can be discussed. Various elements of these Interactions will be shared with members via this newsletter.

4. To keep track of all this, and to ensure that the SMS is on-going and not just another "flash in the pan", a software program called iAuditor is being introduced. iAuditor originated in Australia, its focus is on Safety in all its many aspects and is now used across many industries around the world. The best thing is that it is free for small organisations like our Club.

iAuditor has thousands of templates which are freely available for download and adaptation into our club environment and scale of operation. Templates for our Club audits and safety interactions are currently in development.

The beauty of iAuditor is that it is essentially paperless and once we set up our own club templates; the resulting audits, interactions and actions, are carried out using a smart mobile phone. A few dummy runs are to be conducted, and you may wish to participate in these.

5. The work of the Safety Committee has been presented to the Club Executive and the Executive has endorsed the approach being adopted.

There is work to do before it is fully implemented. We are taking care for the SMS to be regarded positively, and for it to be embraced by club members. **If it is allowed to become onerous, bureaucratic, or confrontational, it will fail,** and we cannot allow that to happen.

This article is the first of a series that will emphasise the Club's renewed focus on safety and we look forward to keeping you abreast with the SMS and iAuditor journey within our club.

David Edwards

SHOW & TELL

Michelle and Greg Rose—Picnic Table for wine and cheeses

Michelle Rose reports: "I donated the table to the Sydney South branch of Make-A-Wish that I volunteer for. We have a trivia night coming up to raise money - it'll be a prize.



Many experiences gained - with a lot of help from many members!! Although dad has a lot of experience with various tools in his career as a heavy maintenance engineer for Qantas - it was my first time with a few of them. I bought a circular piece of pine and got to work. I learned to use the router for the edges, the jigsaw, Forstner bits to cut in the wine glass holders, the sanding belt, and the laser cutter / engraver. Lightburn - whoa - what an interesting program! We also learned to use the domino machine to attach the legs together for stability. We used recessed magnets and antique hinges to attach the legs, added a leather strap piece with decorative studs to finish the piece. We coated it in food safe oil. Dad was instrumental in the design and construction of the piece, and I had a lot of fun perusing the internet for a pattern to use on the top. We feel very supported in our learning journey at the workshop - and appreciate that members are willing and keen to teach us newbies a thing or two!

I'm currently also working on an Ambulance Monopoly board game - and some baby toys for friends who are pregnant. I anticipate a lot more learning will be done along the way!"

Editor here: As Michelle works full time as a paramedic her work schedule doesn't permit her to attend Maxi-Days so she asked me to show off the finished piece.

Graham Ethell loves Jigsaw puzzles

My granddaughter Zara gave me this puzzle for my birthday earlier in the year. The company she works for imports the pieces, then packages them up nicely and sells them.

I decided it was impossible, ie no defined outline, no indication which side of the piece was the right way up etc. So she took pity on me and gave me the plan. Even with this it was not completely impossible, just almost, but it filled in a couple of very wet, cold and windy weeks early in July. I decided that no one would ever attempt it again, so I glued the pieces to the backing board when I had a few bits that fitted together.

It's interesting how it was made, obviously laser cut, but there were no burn marks and if you look closely, there are some very fine cuts, with the bits left only a mm or so wide.

Zara doesn't want it back, and I don't think I'll keep it, so it will probably end up in the Gallery for sale. It would be good for kids to paint, or even to learn geography. A person who shall remain nameless noted that there were a couple of missing pieces, and pointed to the two gulfs where Adelaide is situated.



If anyone wants to buy a new set, the company has other designs as well. Zara says that this Australia map was probably the hardest. Thanks a lot!!!

SHOW & TELL

President Ian is now a truck manufacturer

In preparation for the various sales events later this year, our esteemed President Ian Rudd is now manufacturing trucks, in particular trucks that are unbranded ready to be painted by various children. Ian is shown with one of his creations.

Some of the trucks will be donated to the Randwick Children's Hospital and the remainder will be for sale in the various sales events to be held later this year.

See page 8 for further photos regarding the production of the trucks.



Hand Puppets Delivery

Malcom Armstrong is shown with one of the very many hand puppets received from member Terry Murphy who has a harem of ladies in a Probus group who thoroughly enjoy making these puppets.

Thanks you ladies, the puppets will be included in the next delivery to the Hospital.




A Rocking Horse repair

A nearby resident brought into the workshop a much used and loved rocking horse that needed some repairs.

While the rocking horse was up on the bench being repaired we took the opportunity to check out the old saying that said "scarcer than rocking horse manure". At the appropriate end of the rocking horse we placed a container to ready capture any droppings.

Despite the rocking horse being in the workshop for several weeks, we didn't manage to capture any of its droppings, so the droppings are indeed quite scarce.

The repaired item has been collected from the workshop by its owner, who gave us a lovely donation for the repair work performed.



SHOW & TELL

Trucks in production mode



Last Toy Making Day Ian Rudd and his team of helpers were quite busy assembling trucks, one of which is shown on the previous page.

To the left is the chassis and underbody and to the right are the cabins to be fitted to the chassis once the glue has dried.

The assembly of trucks and various other vehicles is quite typical of the work done by members on our monthly toy making days.

In addition to assembly work members also work on many other toys. Attending a toy making day is a worthwhile objective. The toys are certain to end up in a good home.



Fascinating Guest Speaker on MaxiDay 13 August 2022

Our guest speaker on MaxiDay 13 August was in fact one of our own members, Dr. Ron Cameron. Ron has an incredible pedigree in the nuclear industry and has held numerous senior executive positions in the industry in both Australia and overseas.

Ron's talk was engrossing and gave us all sorts of background that explained much of the energy issues impacting the world's energy needs and production. It is of particular interest that a substantial part of Europe's energy baseload needs is produced by nuclear means.




Ron Cameron and President, Ian Rudd

come to the end of their life they need replaced. With what? Perhaps a small modular reactor. See the photo to the right. This was one of Ron's slides.

Thank you Ron for a wonderful presentation. You certainly gave us a lot to think about in relation to nuclear power and how it fits into the electricity generation equation.

Ron explained how the energy cost equation is complex and can be slanted to give the answer sought especially for old technology.

Australia as a country has very large resources of coal that significantly contributes to global warming with the consequential impact on the world's population. As Australia's coal fired power stations



TOYMAKING

It is that time of the year when we need to get our toymaking prowess into gear. Halloween is coming up on the 31 October followed closely by Christmas. We have to consider the needs of the Therapists at the Sydney Children's Hospital, Randwick, our local charities needs at Christmas and never forgetting our Club's funding sources at the upcoming Gynea Spring Fair on Sunday 30 October and the Cook Classic Fair at Cronulla in November. In other words we need toys, toys and more toys. Did I remind you that we need toys?

Let us firstly look at the Children's Hospital Therapists needs. As Halloween is coming up we need to make some simple Halloween related items as seen in the photos.

Remember the items allow the children to add their own touches to the items. In other words the item moves from just being a toy to look at to something the child has worked on. Simplicity is best.

Most of the photo items can be stack cut on the bandsaws and scrollsaws. In addition by using the laser cutter/engraver many copies can be quickly cut. We have many additional patterns for you to put to good use. No doubt if you have others please not hesitate to bring them along.

We are looking to make our next "Halloween" delivery to the Childlife and Music Therapists

Sydney Children's Hospital, Randwick in early October 2022. Following that date our "Christmas" delivery will be during the 1st week of December.

If you need plans for various toys we a good supply of books in our library setting out detailed plans.

Our monthly Toymaking day is the last Thursday of the month. On those days the only workshop work is toymaking. We look forward to seeing you at the workshop.


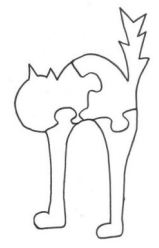



Table Saw for Sale

The club has received a donation of an Aldi WorkZone Titanium Table Saw. It is not required for use in our workshop, so it's for sale to members.

The saw is unused, it's in its original packaging. The saw has a 1200 watts motor.

The saw is for sale on an as-is basis. **It's a great price of \$75.**



SAFETY

SAFETY FIRST: Members are asked on all club days to bring along and use their personal safety gear. ie. hearing protection, dust mask, eye protection, ensure they are wearing good sturdy protective footwear and no loose fitting clothes.

Club Calendar

September 2022							9
S	M	T	W	Th	F	Sa	
				1	2	3	
4	5	6	7	8	9	10	
11	12	13	14	15	16	17	
18	19	20	21	22	23	24	
25	26	27	28	29	30		

October 2022							10
S	M	T	W	Th	F	Sa	
						1	
2	PH	4	5	6	7	8	
9	10	11	12	13	14	15	
16	17	18	19	20	21	22	
23	24	25	26	27	28	29	
30	31						

Legend:

	Committee meeting 12.30 pm
	Club Days—members own projects
	Toy Making—No own projects
	Club Day and Woodcarvers evening
	MaxiDays
	First Saturday is Woodcarvers use of the Workshop

Welcome to our new members

Please join me in welcoming the following new members to our wonderful club. We look forward to working with you.



Axel Tennie



Ray Mallett



Ian Bishop

In addition, we also have new member Kylie Piccles, for whom the editor has no photo (yet).

Timber, Tools & Artisans Show

This long anticipated show is unfortunately still deferred and no date has yet been set. The second deferral was due to many of the exhibitors being severely flood affected and being unable to attend the shows to be held in the various capital cities.

Raffle winners

Results of the raffle for MaxiDay 13 August

1. Roger Dixon \$25
2. Graham Ethell \$15
3. Ian Rudd \$5
4. Geoff Tong - bottle of wine from Chateau Aldi

Find us on FaceBook

In FaceBook search for Shire Woodworking Club

Members with birthdays in September

Day	Member
3	James Windschuttle
4	Tom Croucher
9	Paul Kennedy
7	Lloyd Kirkland
12	Barry Gardner
23	Glen Reeve
25	Brian Harward
28	Roger Dixon

Happy birthday to all and may you have lots more of them.

