

The Official Newsletter of the SHIRE WOODWORKING CLUB Inc. Reg. No. Y2889524
"The WORKSHOP", 2B Turriell Bay Road, Lilli Pilli. NSW. 2229
Workshop Phone 0490 861 606 Membership Enquiries: (02) 9522 7674 Newsletter Editor: Phone 0414 538 475

2022 Plank Competition Winners

Class A

Robert Leake



Class B

Ray Tregoning



Class C

Gary Healey



See pages 3 to 6 for all place winners, their reports and more photos.

The November newsletter will have photos and reports from the other Plank Competition entrants,

CLUB COMMITTEE:

President: Ian Rudd
Vice President: Malcolm Armstrong
Secretary: Graham Ethell
 Telephone 9522 7674
Treasurer: Alan Ritchie
Committee Members: Roger Dixon, David Edwards
 Maurice Smith

SUB-COMMITTEES & Auxiliary Positions

Assistant Secretary: Roger Dixon
Assistant Treasurer: Roger Walsh
Project Sub-Committee: Barry Gardner, Alan Ritchie,
 Bob Quigley & Ray Tregoning.
Librarian: Roger Walsh
Safety Officers: Roger Dixon, David Edwards, Graham
 Ethell, Alan Ritchie, Ian Rudd & Ray Tregoning.
Welfare Officer: Peter Mott
First Aid Officers: Graham Ethell & Alan Ritchie
Newsletter Editor: Maurice Smith
Assistant Newsletter Editors: TBA
Catering Officers: Richard Cain, Steve Lansley, Trevor
 Lewis, Neil Mathews, Lynn Messenger & Ray Tregon-
 ing
Equipment & Training : Roger Dixon, David Edwards,
 Neil Mathews, Alan Ritchie, Ian Rudd, Ray Tregoning
 & James Windschuttle
Raffles: Peter Mott
Exhibitions Sub-Committee: Malcolm Armstrong, Roger
 Dixon, Graham Ethell & Mike Green
Property Sub-Committee: Roger Dixon, David Ed-
 wards, Graham Ethell, Bob Quigley, Alan Ritchie &
 Ray Tregoning
Toymaking: Malcolm Armstrong, Barry Gardner, Gary
 Halder, Steve Lansley, Neil Matthews, Glen Reeve,
 Reno Scriberras & Maurice Smith.
Woodcarvers' Liaison: Don Williams

Librarian's Report

We have not received a further issue of the Fine WoodWorking magazine, but I would encourage all members to take a look at their website. Our club has a membership for the magazine, but we also have access to the online information. The online membership is via myself but if you find information you would like then let me know and I will find a way to allow you access. For example at the moment there is advice / lessons on 'Glue Up Techniques', 'Dovetail Boot Camp', 'Getting the most from your Router' and various e-learning courses.

Also, our MaxiDay on the 8th October at the earlier time of 9:30, we will have club member Michael Green talk to us with his knowledge, developed over many years, of Finishing Techniques ie how to turn a nice piece of wood into a better finished product. As you know we normally have a guest speaker at our MaxiDay talking about a range of subjects from woodwork tools/materials/techniques, general interest such as nuclear energy presented by club member Ron Cameron, tool suppliers like Bosch on Dremel, health matters, community awareness. Let me know if you have

**MAXIDAY:
 SATURDAY 8 OCTOBER 2022
 AGENDA**

8:45am	Open Lilli Pilli Workshop
9:00am	Monthly Meeting
9:30am	Guest Speaker—member Mike Green on "Woodwork Finishing"
10:15am	Morning Tea
10:30am	Annual General Meeting
11:00am	President Ian's videos
11:30am	Show & Tell
12:00noon	Lunch
1:00pm	Raffle Draw
1:30pm	Members projects
3.00pm	Workshop Close

a wish list of subjects and I will do my best to find a presenter.

Happy Woodworking Roger Walsh

Presidents Report October 2022

Our September MaxiDay was also our judging day for this year's Plank competition. The workmanship and quality of the items submitted this year was again very high and my thanks to every member who completed an entry. These toys and items will either be sold to raise some funds for our club or they will form part of our donations to the Sydney Children's Hospital Randwick and to other charities. The Plank Competition Honour Board has now been completed and is mounted on the wall in the Gallery. Every winner since the competition was started in 2004 is now on display. My thanks to Ray Tregoning and Barry Gardner for their help in completing this project.

Over the past few months we have welcomed a number of new members to the Shire Woodworking Club. As a result, there has been a lot of machine induction taking place to allow new members to use our equipment. Roger Dixon has been recording the induction status of every member and these records can be view on the chart attached on the office door. Please have a look at your status and arrange induction for any missing procedures. Safety is the number one priority and members are reminded that you are responsible for you own safe working practices . If you are unsure of a particular operation please ask for assistance.

Unfortunately, the Gynea Fair has been cancelled again this year and in the past this event has been a major fundraiser for our club. We have taken up the offer from Bunnings Caringbah to hold a stall at their warehouse on two occasions and this effort has yielded mixed results. We will persevere with these opportunities into December when it may be a more suitable time for the purchase of our well made toys and Christmas items.

Happy Woodworking; Ian Rudd,
 President

2022 Plank Competition

The 2022 Plank Competition judging occurred on Saturday 10 September (????) and as usual the quality of entries was superb, with a wide variety of entries. For readers of this esteemed newsletter below are the winners and place getters in each of the three categories.

Class A

Winner of Class A was member Robert Leake with two items of similar design.

Robert reports:

The cradles I made are variations on similar ones I have made in the past. No plan is used. I simply find a doll in the grandchildren's toy box and build a cradle of a suitable size to match. With these versions I have added diamond and inlay marquetry panels to both cradle ends. The joinery used to construct the cradle was 5mm slots cut with a router for the end panels and 6mm slots for the vertical slats on the side. The rockers are attached to the feet with mortice and tenon joints. The finish was multiple coats of wipe-on polyurethane.

To create the marquetry for the end panels an appropriate shape was first cut from a piece of veneer, to which a surround of approx. 6mm veneer inlay strips were attached. Care needs to be taken to match the inlay strip pattern at the corners. The completed inlay shape can then be inserted into the background veneer before finally being glued to both sides of a plywood backing. Once dry, the panels can be carefully sanded.



Class A

Second place in Class A was awarded to our esteemed President, Ian Rudd. Ian also submitted two very different items.

Ian reports:

This year I made both a Cajun drum and a 24-face maze from the plank. The Cajon drum was made for the Children's Hospital



Music Therapy staff and only used about half of the plank. The drum has a snare wire fixed inside and gives the drum an authentic snare rattle sound. The sides of the drum were laser engraved with appropriate musical designs.

The Maze design was taken from a similar item I saw on the internet and involved cutting the plank



into half width strips and then figuring out how to cut the strips into varying lengths and glueing into place to create the maze. There are 24 separate faces each with it's own unique

maze. The puzzle has a defined START and FINISH and the 10mm steel ball must go through each maze to complete the puzzle.

2022 Plank Competition

Class A

Third place in Class A was our esteemed Vice-President Malcolm Armstrong, he also submitted two items.

Malcolm reports:

I wanted to make toys that moved! So I searched for Automata toys on the web and found a bi-plane and a duck that looked interesting and also challenging to make.

I spent some time working out whether I could get the two toys from the plank. Thankfully after some effort I was satisfied that the plank was enough.

Both toys had cogs which was the challenging part of the task. The other challenge was deciding how to make the small spacers and discs which ranged from 20mm to 55mm in diameter. I didn't want the expense of buying a number of extra hole saws of suitable diameter so I decided to use a wheel jig. Some discs needed through holes and others blind holes. The jig generally worked but only after a trial since the radius had to be tweaked a couple of times with scrap stock before an accurate diameter was achieved. I was happy with the result and the savings!



The bi-plane was the easier of the two toys to make so I had success with aligning the cogs and they engaged without any adjustments.



The duck however required a re-make of one of the cogs as the teeth weren't engaging which caused a lock-up of the wheels on one side. All up I was very satisfied with the result

of both toys and they worked smoothly!

The finish on the bi-plane was non-toxic water dye applied with both an air brush and a small paint brush and then covered with a mix of food grade oil and bees wax. The duck was only coated only with food grade oil and bees wax. Both finishes were safe for small children. The duck has been sold but the bi-plane is still on the runway waiting for a buyer!

Class B

First place in Class B was our magnificent Ray Tregoning. The standard Ray set is something to behold.



1948 Woody Wagon

Ray reports:

Last year I purchased a set of drawings from Toys & Joys from the 2020 Catalogue plans for \$18.00, postage \$23.10 (thank you USA Post). After receiving the plans in May 2021 I looked at the material needed and thought it may be more than what you could make from one issued plank. I went to Officeworks and reduced the plans to ¾ size. I bought a plank and made a prototype to check if I there would be sufficient material.

After completing this prototype, I realised it was possible to make a full sized car from the Club issued plank. As it turned out, the new planks were a different size than normal but it still worked out fine. It is possible to buy a kit containing wheels, axles, steering wheel, headlights, hubcaps, but not for me – so I turned them all on my lathe after making some chisels to turn the wheels.

This model is not as drawn. As usual, I tricked it up a bit, first converting it to right hand drive, then added roof racks and surfboard, sun roof, gearbox, tail shafts, upholstered seats, a speedo, gear shift lever, peddle box and in the back a paddle, esky, Nike sports bag and a suitcase.

It is finished with Jarrah water-based stain given to the club by our Cabot visitor some time ago and coated with Anchor 100% gloss spray, some chrome, orange, yellow and red paint for headlights, blinkers, stoplights, and number plates.

This Woody Wagon has over 210 pieces, some very small, so it took quite a long time to put together but looks very nice finished.

2022 Plank Competition

Class B

Second place in Class B was Steve Lansley with his 1950 Riley sedan model.



Steve reports:

Around the time I picked up my plank I was looking to purchase a 1950 Riley, so I decided to build a model. My competition entry was based on the picture of a car I missed out buying, however I have now acquired a similar model, cheaper, smaller and more restoration work.

Based on the picture and some info of the net, I draw the plans using the Lightburn software and engraved them onto the plank.

After cutting all parts, I commenced assembly and painting using an airbrush on various sections. Much sanding was required before final assembly and painting.

The only part that that proved a challenge was the detail within the car, namely the dash / seats and door trims.

I was surprised with the second place as I was not happy with the finished entry. I will try again next year and I hope more members will enter.

Class B

Third place in Class B was Bob Winwood's model of a timber jinker complete with mini logs.



Bob reports:

This year I had a few challenges because with the bans on travel being lifted, my wife and I spent considerable time travelling away from home. I was determined to compete in this year's competition and managed to complete my entry before heading to the US to see my son.

Once again, I used the book, 'Tremendous Toy Trucks' to select an item to build as I enjoy making the toys from this book. The main concern was producing the wheels, having to make a jig to get the correct angle on the slots in the wheels. I again had some luck with getting a plank which had some variation in grain which provide a nice 'look'.

I agonised over what finish to use and tried several stains and lacquers on sample pieces of wood before resorting to the use of orange oil. This is easy to use and produces a great finish especially if there is some variation in grain in the wood.

I think the most stressful thing is figuring out what to make, so the next challenge will be to come up with something for next year!

2022 Plank Competition

Class C

First place in Class C was Gary Healey with his children's folding table.



Gary reports:

My folding table was inspired by the need for an extra table for the visiting grandchildren.

My son's partner's father gave me a set of plans when he was visiting from NZ and also a video of the table opening and closing.

A copy of the plans are on the bottom of the right hand column.

I redrew the plans and sorted out the errors and omissions, then got to work.

My error was making it too precise and I had to adjust the clearances to make it easy to erect. I used stainless steel screws and nylock nuts to allow for adjusting the clearances between the legs.

I used Cabots clear polyurethane (spray can). The wet weather caused some problems with the drying and finish of the paint. After sanding and respraying it looked good. My 7 year old grandson helped with the assembly and also reminded me that one leg was back to front. I made him the supervisor after that.

I was happy with the result, and so was my grandson supervisor.

Class C

Second place in Class C was Tom Croucher's aquatic dinosaur.




Tom reports:

I chose to make Nessie, the Loch Ness Monster, because it looked like a challenge; and how right I was!! The main challenge was the accuracy required for the smaller parts that provide the movement of the neck and the flippers. A secondary challenge was carving the body, using a spokeshave, to create a prominent ridge that ran from shoulders along the body to the tip of the tail, while having noticeable humps over the front and rear flippers.

The only finish I gave it was sanding. I spent a lot of time sanding each of the major parts, from 60 grit down to 400 grit sandpaper. And that resulted in a very smooth finish that made the toy very pleasant to touch.

Unfortunately, I underestimated the amount of time needed for all the fiddling needed to get the size and location right for all the small parts that created the movement of Nessie that made her such an appealing wooden model. This meant that I ran out of time to correct a small defect in the submitted model.

Plans provided to Gary for the folding child's table



SHOW & TELL

As might be expected, with the day focussed on the Plank Competition there were only a few Show & Tell items to be shown by members.

Neil Matthews made some owls

In addition to Neil's submission to the Plank Competition, he also managed to find time to make some owls. The photos below show what Neil achieved.



Although it's not obvious the owls legs lift out the base to allow the owl to lay down and sleep.

John Field has been making Train Locos



John has been making train locos for the Children's Hospital. These steam train locos involved lots and lots of jigs in all aspects of their development. These locos will be included in the next hospital delivery.

Presentation of an OBE



Trevor Lewis (in left of the photo opposite) received his OBE from President Ian Rudd last MaxiDay.

Your editor overheard Trevor say that when he as a young lad he used to think that anyone over the age of thirty was positively ancient. My how the years have flown.

Hope we see lots more of Trevor in the workshop for a great many years to come.

The Plank Competition Honour Board has been updated

The Plank Competition Honour Board has been updated with the names of all winners and placegetters since the inception of the competition. President Ian Rudd and members Ray Tregoning and Barry Gardner were instrumental in the work to have all the names added.

PLANK COMPETITION HONOUR ROLL															
YEAR	FIRST	SECOND	THIRD	FOURTH	FIFTH	SIXTH	YEAR	FIRST	SECOND	THIRD	FOURTH	FIFTH	SIXTH		
2004	L.NOBLE	B.DAVIS	* W.LEWIS & F.SELIGMANN	F.SELIGMANN	K.PHILLIPS	B.DAVIS T.NICHOLSON	2009	B.GARDNER	B.DAVIS	R.SCHOFIELD	R.DIXON	G.ETHELL	P.STANBURY		
2005	R.DIXON	B.GARDNER	B.WILLEMSEN	B.DAVIS	K.PHILLIPS	T.NICHOLSON	2010	B.DAVIS	R.SCHOFIELD	B.GARDNER	W.LEWIS	B.DAVIS	R.DE MARCO		
2006	R.SCHOFIELD	R.DIXON	B.GARDNER	B.DAVIS	K.PHILLIPS	S.ROWLING	2011	R.DIXON	R.SCHOFIELD	B.RILEY	P.STANBURY	B.McMAHON	A.RITCHIE		
2007	* R.DE MARCO	* P.STANBURY & J.STEADMAN	B.GARDNER	W.LEWIS & R.SCHOFIELD	P.STANBURY	R.SCHOFIELD	2012	B.DAVIS	R.DE MARCO	R.SCHOFIELD	R.WALSH	R.DIXON	G.TONG		
2008	B.DAVIS	B.GARDNER	R.DIXON	K.PHILLIPS	R.SCHOFIELD		2013	R.SCHOFIELD	G.ETHELL	W.TAME	R.DE MARCO	R.DIXON	B.GARDNER		
							2014	R.DIXON	W.TAME	R.O'MALLEY	D.WHITNEY	B.DAVIS			
2015	CATEGORY A CATEGORY B CATEGORY C	FIRST W.TAME R.O'MALLEY S.LANSLEY	SECOND B.DAVIS R.WALSH M.ARMSTRONG	THIRD G.ETHELL B.RILEY G.McDONALD	CATEGORY A CATEGORY B CATEGORY C	FIRST W.TAME G.TONG I.RUDD	2016	CATEGORY A CATEGORY B CATEGORY C	SECOND R.WALSH S.LANSLEY B.OUGLEY	THIRD G.ETHELL M.ARMSTRONG N.MATHEWS	CATEGORY A CATEGORY B CATEGORY C	FIRST R.WALSH M.ARMSTRONG R.McGRILLEN	SECOND G.TONG I.RUDD G.GREEVES	THIRD R.DE MARCO S.LANSLEY G.HALDER	
2018	CATEGORY A CATEGORY B CATEGORY C	FIRST G.ETHELL I.RUDD R.LEAKE	SECOND B.DAVIS S.LANSLEY N.MATHEWS	THIRD R.WALSH B.OUGLEY M.SMITH	CATEGORY A CATEGORY B CATEGORY C	FIRST G.TONG R.LEAKE D.EDWARDS	2019	CATEGORY A CATEGORY B CATEGORY C	SECOND R.WALSH B.OUGLEY T.DODDS	THIRD M.ARMSTRONG R.McGRILLEN G.McDONALD	CATEGORY A CATEGORY B CATEGORY C	FIRST B.GARDNER N.MATHEWS B.WINWOOD	SECOND G.TONG D.EDWARDS D.WHITNEY	THIRD M.ARMSTRONG T.DODDS M.SMITH	
2021	CATEGORY A CATEGORY B CATEGORY C	FIRST R.DIXON T.DODDS R.TREGONING	SECOND R.LEAKE S.LANSLEY G.HEALEY	THIRD G.TONG B.WINWOOD T.CROUCHER	CATEGORY A CATEGORY B CATEGORY C	FIRST R.LEAKE R.TREGONING G.HEALEY	2022	CATEGORY A CATEGORY B CATEGORY C	SECOND I.RUDD S.LANSLEY T.CROUCHER	THIRD M.ARMSTRONG B.WINWOOD J.WESTERHOF					

Lovely photos from Randwick Children's Hospital

Lots of intense concentration at such a young age.



The following email was received from Amy at Randwick Children's Hospital accompanying the photos:

I'm the Child Life Therapist in Emergency, I work with Matt. I had a gorgeous patient today who was absolutely over the moon today with some of your amazing creations. He absolutely loves monster trucks and was so excited to decorate the amazing wooden monster truck, he then spent ages packing and unpacking his Bakery truck. His mum was absolutely amazed with how gorgeous all the creations were and wanted me to pass on their thanks!

Here are some photos of him working hard decorating the monster truck and packing the Bakery truck!

A massive thanks to you and your amazing group, I am always using your wonderful creations in Emergency and they are always so loved and keep so many of our kids busy!

Tickets for the Cook Classic Raffle are Available for Collection

This is an important fundraiser for the Club. The Club gets to keep all the proceeds of the tickets sold by Club members. The tickets cost \$2 each and a book of 10 tickets is \$20. You have to be in it to win. It could be your turn.

2022

imb bank
COOK COMMUNITY CLASSIC

CRONULLA BEACH & CRONULLA PARK
SUNDAY
20 NOVEMBER

\$2 PER TICKET
\$20 PER BOOK

15
YEAR
anniversary

PRIZE SPONSORS:

In last year's raffle your editor was the recipient of the second prize. It is the first time that I have ever won anything of significant value in a raffle ever. The details of the prizes is set out on each ticket and I'd love to win another prize this year. I've already purchased some tickets. Here's hoping!

Safety News

Even though the Safety Committee's work is only just starting to get into stride one of the major issues that has been highlighted is that Club members need to have a stronger focus on the basics of housekeeping.

The aim of this column is not to point fingers at members but to reinforce the need to be better at our housekeeping and to keep this issue at the top of our mind. So for example:

- ⇒ Dispose of your off-cuts; for example, don't leave it on the table saw bench
- ⇒ Clean up machine benches after completion of your task
- ⇒ Sweeping up floors if you have created a lot of sawdust/shavings that ended up on the floor (they can be slip hazards)
- ⇒ Putting away tools or consumables (such as glues) after you have completed using them
- ⇒ Storing away jigs after use
- ⇒ Taking home your work in progress at the end of your workshop session
- ⇒ Bringing in timber from home and leaving anywhere in the workshop you can find space; if it's a donation make sure that it's properly tested for metal and stored correctly
- ⇒ Use a broom to sweep up at any time; if you need an induction we can provide that

SAFETY







SAFETY FIRST: Members are asked on all club days to bring along and use their personal safety gear. ie. hearing protection, dust mask, eye protection, ensure they are wearing good sturdy protective footwear and no loose fitting clothes.

Club Calendar

October 2022							10
S	M	T	W	Th	F	Sa	
						1	
2	PH	4	5	6	7	8	
9	10	11	12	13	14	15	
16	17	18	19	20	21	22	
23	24	25	26	27	28	29	
30	31						

November 2022							11
S	M	T	W	Th	F	Sa	
		1	2	3	4	5	
6	7	8	9	10	11	12	
13	14	15	16	17	18	19	
20	21	22	23	24	25	26	
27	28	29	30				

Legend:

	Committee meeting 12.30 pm
	Club Days—members own projects
	Toy Making—No own projects
	Club Day and Woodcarvers evening
	MaxiDays
	First Saturday is Woodcarvers use of the Workshop

Timber, Tools & Artisans Show

Unfortunately there is still no update on when this show will be held. Based on the time available in 2022 your editor is of the view that the show organisers are running out of time for the show to be held this year.

Test and Tagging all of our electrical equipment is now complete

Several members of the club have spent a considerable period of time in the workshop in recent weeks locating and then testing and tagging the Club's electrical equipment.

As a result of their efforts some small items have been removed from use, rendered inoperative and then scrapped.

We thank those members who dedicated so much time to this important aspect of ensuring our equipment is safe. Those members include Graham Ethell, Bob Quigley and Malcolm Armstrong.

Find us on FaceBook

In FaceBook search for Shire Woodworking Club

Welcome to our new member

Kylie joined us last month but your editor didn't have a photo to share with members. Below is a photo of Kylie, please make her welcome.



Raffle winners
The winners of the September raffle were:

1. Axel Tennie
2. Malcolm Armstrong
3. Neil Matthews
4. Alan Ritchie
5. David Johnstone
6. Robert Steege

Members with Birthdays in October

Day	Member
5	Ant Boyd
6	Peter O'Connell
8	Peter Edwards
10	Tony Fleetwood
31	Bradley van Luyt
31	David Whitney

Hope every one of you have a wonderful birthday and lots more of them.



Printed as a community service at the office of
SCOTT MORRISON MP
PRIME MINISTER OF AUSTRALIA | FEDERAL MEMBER FOR COOK



scottmorrisonmp.com.au