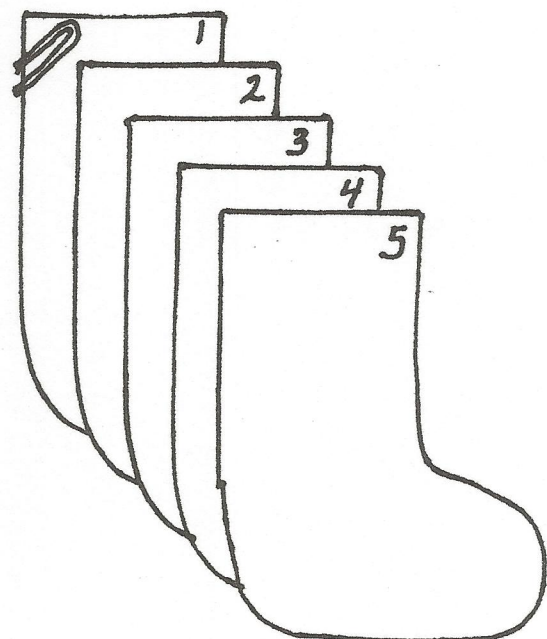


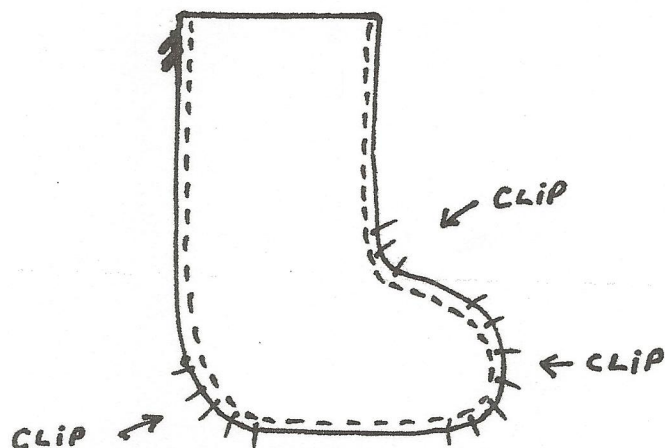
STEP 1: Stack fabrics in order:

1. Front* right sides together
2. Back together
3. Batting
4. Lining right sides together
5. Lining together


*Pin loop to front making sure to extend slightly beyond edge of fabric.



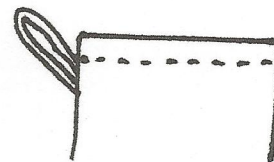
STEP 2: Sew all fabrics together making sure to catch all edges of fabric. ***Double stitch over loop. Trim edges and clip curves.



STEP 3: Turn right sides out. Fold top edge under twice and pin in place.



STEP 4: Option 1= Sew down top edge and stocking is complete.



Option 2= Pin on trim, ribbon, lace, etc. to top edge using existing pins. Sew trim and top edge at same time.

